

283

ZX

£1.95

COMPUTING

Britain's Best Buy For The Sinclair User

**Enter The
Adventure
Cave -**

Special New Supplement

**Strategy Game - The ZX81
Goes on a Manhunt**

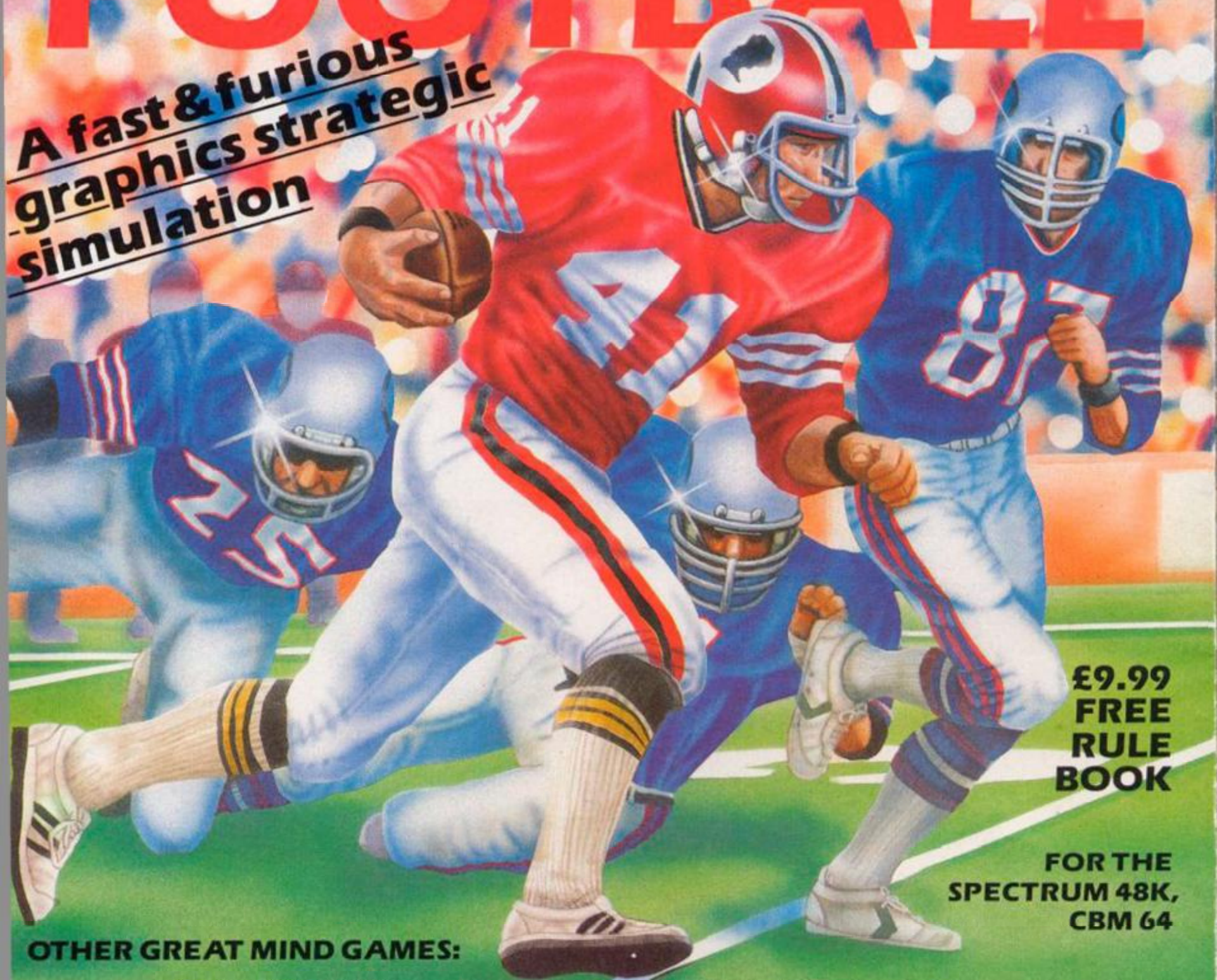


**Try your patience
on The Spectrum
Machine Code for
Beginners**

MIND GAMES

AMERICAN FOOTBALL


A fast & furious graphics strategic simulation



**£9.99
FREE
RULE
BOOK**

**FOR THE
SPECTRUM 48K,
CBM 64**

OTHER GREAT MIND GAMES:



Starring The Overlords of the Universe
The candidate (you) have to get to the Chamber of Creation. It's a laugh a minute, since it's 2,000 light years away on the most horrible planet in the Universe ... and your starship doesn't work either!



A full feature adventure starring well known nasty aliens the Zarps. Can you play the hero and stop their plans to blow up the earth.



Starring The Zurgs
After a desperate space battle only one fleet of heroes remain to prevent the invasion of earth. The future of humanity lies with you!

For mail order, write with cheque/PO card No. to:
Mind Games, Argus Press Software Group, No. 1 Golden Square, London W1A 3AB.

THE FASTEST WAY TO GET THE BEST PROGRAMS

Software Supermarket is a very different kind of software shop. First, we actually play all the programs ourselves and choose just the best to offer you. Second, we send FREE with your order a 32-page catalogue of the best programs which quotes all the reviews and even lists load times! (For a catalogue only, send £1.00 cash and we will send you a voucher for £1.00 off any order, plus your catalogue.) Third, WE ALWAYS TRY TO SEND OUT YOUR PROGRAM ON THE DAY WE GET YOUR ORDER. UK prices include VAT: export prices are the same, plus p&p. To order by VISA/ACCESS, call 01-789 8546 at any time, 24hrs a day. Happy customers in over 40 countries tell us we're the fastest. ALL PROGRAMS FOR SPECTRUM AND SPECTRUM PLUS.

SPACE SHUTTLE "Likely to be around for a long time ... Activision have provided superb graphics, the cockpit vibrations during the launch really give the impression of taking off. This simulation is a certain winner." (HomeCompWkly) Fly the DISCOVERY. Launch, rendezvous and dock with an orbiting satellite, then return to Edward's Air Force Base. Progressive difficulty. DEMO. Simple control and full control options. Great graphics and a very well illustrated manual. Take a Polaroid of the final screen to win your free 'wings'. STICKS: Kempston/Interface2/Cursor. (ACTIVISION) CASSETTE £8.00

SUPERCODE 3 "An excellent collection of routines and utilities that no serious user should be without." (C.T.W.) One of the very best Spectrum programming aids. Save/load to/from tape/Microdrive as you wish. 152 Machine-code utilities and routines. Clear and helpful instruction manual. It is the ultimate Spectrum toolkit. 100% menu-driven. On-screen training. If you're writing in BASIC or m/c, you need this fast! NO STICKS. (CP SOFTWARE) CASSETTE £12.95

AUTOMATA TEN! Staggering value-for-money as you get ten of Automata's famous games for only a quid each! PI-IN-ERE : CRUSOE : DARTZ : NEW WHEELS, JOHN? : MORRIS MEETS THE BIKERS : PI-BALLED : PI-EYED : PIROMANIA : OLYMPIMANIA : YAKZEE. Kempston stick works on the arcade games. (AUTOMATA) CASSETTE £10.00

TECHNICIAN TED "Some of the liveliest, detailed and imaginative graphics I've seen ... it must be a game to add to your collection. Truly amazing, truly difficult, truly wonderful. 96%." (Crash) "Has the same touches that made JETSETWILLY so clever and professional: precise collision detection, very carefully constructed screens, nicely designed sprites." (PopCompWkly) 50 SCREENS. More difficult than MANIC MINER, with better animation and cleverer tricks! Time limits; continuous music; hints on inlay card! It's got everything. STICKS: Kempston/Interface2/Protek. (QUICKSILVA) CASSETTE £5.95

ALIEN 8 The beautifully graphical and extremely animated son of KNIGHT LORE. The same kind of totally amazing 3D graphics, but with brand-new puzzles in every room. The cassette card lists 50 different features. We have found it just as addictive as Knight Lore and, in fact, it's busy driving us crazy: there has to be a way to win. STICKS: Kempston/Interface2/Cursor. (ULTIMATE) CASSETTE £9.95

MATCH DAY "Must be the definitive football game for the Spectrum ... This one has the best graphics, playability and atmosphere ... a great sports simulation." (Crash) "Spectrum owners should be over the moon with this ... marvel at the ball control of the smoothly moving players." (PopCompWkly) 3D Football simulation getting raves all round. Choose your team names and strips. Define your own keys or use Kempston stick. The best there is. (OCEAN) CASSETTE £7.95

MICRODRIVE CARTRIDGES Dramatic price crash in February! These are now on sale in the UK for only £1.95. Too cheap for mail order! But if you are willing to pay £25.00 for TEN Microdrive Cartridges, we will send them just as fast as usual anywhere in the world. For postage, a pack of ten counts as one program.

REDCOATS Our most popular graphic wargame. (NOT an arcade game or adventure.) Set during the American War of Independence. You can choose from 5 different battle scenarios and, if you wish, customize the battles and then title and SAVE your very own wargame! 9 skill levels. NO STICKS. (LOTHLORIEN) CASSETTE £5.95

RAID OVER MOSCOW "Much more difficult and challenging to play than 'BEACH HEAD' and will certainly take a lot longer to master." (Comp&VidGames) "An excellent arcade game ... will bring hours of fun and challenge." (C.C.I.) Begin with the 'View from Space' at SAC HQ, then lead your squadron to knock out Soviet missiles and eventually attack the Kremlin. Great graphics; DEMO: 3 skill levels; morally a bit dubious, but everything else is great! STICKS: Kempston/Interface2/Protek (U.S.GOLD) CASSETTE £7.95

MINI OFFICE "QUITE EXCEPTIONAL VALUE ... the first affordable program suite I have seen ... I strongly recommend beginners get this first." (PersCompNews) 4 programs on one tape, all working with EPSON-compatible printers. WORDPROCESSOR : DATABASE : SPREADSHEET : GRAPHICS. An amazing collection at an unbelievable price, no wonder we've sold so many! (DATABASE) CASSETTE £5.95

SYSTEM 15000 "One of the most gripping and compulsive Spectrum games so far ... utterly absorbing and compelling ... absolutely recommended." (SinclairUser) "AN ABSOLUTELY WONDERFUL IDEA ... ARTIFICIAL HACKING! SYSTEM 15000 closely mimics a vast number of different databases and you have to hack your way around discovering passwords." (PopCompWkly) "The game provides a convincing simulation of the hacker's trade." (YrComputer) NO STICKS (CRAIG) CASSETTE £9.95

MACHINE CODE TUTOR "THE BEST MACHINE-CODE TUTOR ... no serious Spectrum programmer should learn machine-code without it." (Crash) "Simple to use ... the lessons are comprehensive enough to help even the beginner ... an excellent introduction to assembly language ... very user-friendly." (SinclairUser) Over 70K of data loads in 4 parts from 2 cassettes. Clear, helpful manual. NO STICKS (NEW GENERATION) TWO CASSETTES £14.95

SOFTWARE SUPERMARKET VISA/ACCESS CALL 01-789 8546 (24 HRS)


POST TO: SOFTWARE SUPERMARKET (ZX11)
87 HOWARD'S LANE, LONDON SW15 6NU, ENGLAND.
For CATALOGUE ONLY, send £1 cash. Refunded with your first order.
I own a 48K SPECTRUM. I enclose a cheque/PO payable to Software Supermarket OR charge my
VISA/ACCESS/EUROCARD/MASTERCARD

No.

Signature: _____
Please write clearly. If we can't read it, you won't get it.
Name: _____
Address: _____
Postcode: _____

PHONE NO: if any, in case of query

Program Name	Price
Postage & Packing	UK add 75p per order Europe ADD £1.00 per program Outside Europe ADD £1.50 per program
Total Order	



COM

Editor: Ray Elder
 Editorial Assistant: Cliff Joseph
 Group Editor: Wendy J Palmer
 Sales Executive: Jonathan McGary
 Advertisement Manager: Barry Bingham
 Divisional Advertising Manager: Chris Northam
 Copy Controller: Sue Couchman
 Publishing Director: Peter Welham
 Chairman: T J Connell

Cover Design
 MM DESIGN Tel: 01 631 3888

Origination and design by MM Design & Print,
 Circus House, 26 Little Portland Street, London W1N 5AF.

Published by Argus Specialist Publications Ltd,
 1 Golden Square, London W1R 3AB.

CONTENTS

Welcome 6

Ye Editor introduces another tremendous issue

Money Grabber .. 10

A taxing game for ZX81 owners.

Readers' Reviews . 14

Your chance to tell the software houses what YOU think.

Child's Play 18

We review an educational 'computer' for children.

Software News .. 20

What's happening in the software world.

ASP FIGHTS SOFTWARE PIRACY

Much has been said and written in condemnation of software piracy but few have taken a positive stand against it. ASP is among those few that have taken action to help curb the grave problem of home copying of commercial software.

ASP has already taken steps to eliminate advertisements in our magazines which relate to tape duplication for piracy purposes. While it is appreciated that individuals may take 'back-up' copies of their own programs, it should be noted that it is *ILLEGAL* to copy commercially available software for other than personal use.

Software piracy is costing the software industry huge sums of money which is detrimental to the future development of the industry. It is in everybody's interests to dramatically reduce the level of software piracy primarily because firms need funds raised from software sales to plough back into research and development of new products. This means that the standard of software products can only improve.

ASP hopes our action will help combat this serious problem in order to maintain and improve the high standards of the UK software industry. We are asking *you* to do the same by refraining from duplicating or copying commercially available software for anything other than personal use.

Areas 24

A mathematical aid for the ZX81.

Tasword Meets the FX80 28

How to expand your printer's capabilities.

Across the Pond .. 32

More news from America.

A Present from Uncle Clive 35

Dig out your old 'Horizons tapes and use our new routines.

IQ Test 42

How high do you score?

Hardware News .. 50

All the latest goodies for your computer.

Quicksoft 52

What's new for the Spectrum? Clive Smith tells all. . .

Competition 56

Attention ZX81 owners, this one's for you.

Spectrum Education 60

Mike Edmunds puts some Educational software to the test.

Platform Jack. . . 62

Come On In 67

Welcome to our special Adventure section.

The Ings of Threek 68

A timely adventure for the ZX81.

Creating an Adventure Brain . 73

Part 1 of a series on how to create your own Adventures.



COMPUTING

ZX Computing is published bi-monthly on the fourth Friday of the month. Distributed by: Argus Press Sales & Distribution Ltd, 12-18 Paul Street, London EC2A 4JS. 01-247 8233. Printed in the UK by: Garnett Print, Rotherham and London.

The contents of this publication including all articles, designs, plans, drawings and programs and all copyright and other intellectual property rights therein belong to Argus Specialist Publications Ltd. All rights conferred by the Law of Copyright and other intellectual property rights and by virtue of international copyright conventions are specifically reserved to Argus Specialist Publications Ltd. Any reproduction requires the prior written consent of Argus Specialist Publications Ltd.

Argus Specialist Publications Ltd 1985

Dungeon 77

An Adventure specially written for ZX81 by Alan Davis.

Adventure Checklist 86

A 'Who's Who' of Adventure games.

Beginner's machine code 88

Part three of David Nowotnik's fascinating series.

Book News 95

Some good books for between programming sessions.

Spectrum Arcade . 96

David Howard looks at the latest arcade games.

General News 98

Screen Machine . 101

A look at an excellent graphics utility for budding artists.

ZX81 Soft Selection 102

A look at some new ZX81 software.

Hextool 104

A handy Hex utility.



Manhunt 108

A fearsome challenge for ZX81 owners thrown down by Roman Laskowski.

Problem Page . . . 111

More problems solved.

Beep Booster . . 112

Eform 114

A fascinating mathematical utility for the Spectrum.

Mindplay 115

Greg Turnbull pits his wits against some new Adventures.

Hardware Reviews 118

We look at some useful peripherals for the Spectrum.

Patience 5 119

The fourth in our popular series of card games (no, I don't understand it either. . .)

Club Corner 122

ZX users of the world unite!

Debugger 123


How to solve all those programming problems.

Conversion Tips . 124

Help on converting ZX81 programs for the Spectrum.

Top Secret 126

We can't tell you what this is about 'cos . . .



Please note that Sinclair, ZX, ZX80, ZX81, ZX Spectrum, QL, ZX Microdrive, ZX Interface, ZX Net, Microdrive, Microdrive Cartridge, ZX Printer, and ZX Power Supply are all registered trademarks of Sinclair Research Ltd.

Subscription rates: UK £13.50 including postage. Airmail and other rates upon application to ZX Computing, Subscriptions, Infonet Ltd, Times House, 179 The Marlowes, Hemel Hempstead, Herts HP1 1BB (Tel: 0442 48432)

ZX Computing is constantly on the look-out for well-written articles and programs. If you think that your efforts meet our standards, please feel free to submit your work to us for consideration for publication.

All submitted material should be typed if possible; handwritten work will be considered, but please use your neatest handwriting. Any programs submitted should be listed, a cassette of your program alone will not be considered. All programs must come complete with a full explanation of the operation and, where relevant, the structure; Spectrum programs should be accompanied with a cassette of the program as well as the listing.

All submissions will be acknowledged and the copyright in such works which will pass to Argus Specialist Publications Ltd will be paid for at competitive rates. All work for consideration should be sent to the Editor at our Golden Square address.

WELCOME

A few weeks ago a furtive character crept into our office and offered us world rights on what he described as an explosive document. Demanding only that we referred to him as "Redgie" (I think that's what he said, but with his scarf around his mouth it was rather muffled), he paused only to wave his pipe at us before disappearing down the lift shaft (we really must get the lift fixed, or at least put up a warning notice).

It is after lengthy consideration and deep heartsearching for what must have been at least twenty seconds, that we have decided to publish extracts from this document for, although we have no idea who the persons involved were (as some sort of code was used), the public has a right to know!

Minutes of the All Party Emergency Meeting and Debate.

DATE: 10.11.80

VENUE: 10 D'n'g St.

PRESENT: PM, NL (Chn. Exch), DS (Lib.).

PM: Order, order, Ladies and Gentlemen, we face a crisis which threatens to rend the very fabric of our society!

NL: I told you that you should have supported my tax on cloth. I hope you regret it now.

DS: Don't be stupid, she doesn't mean that kind of fabric. The trouble would have never arisen if you'd passed my bill on limiting the powers of landlords.

PM: Be quiet both of you, you're both wrong (strikes both across the knuckles with a ruler). In the next few years our policies are likely to cause massive unemployment, what we need is something to distract the general public from this situation.

NL: We could import a few missiles from the USA and . . .

PM: No, people aren't bothered any more. No-one will ever even hear of "you know where" Common, all those marches and protests are a thing of the past.

NL: I wasn't going to suggest that, if you'd only let me finish but you always interrupt me, so just for that I'm not going to say — so there!

PM: I'm sorry, come on, tell us please. Pretty please?

NL: Oh all right. I was going to say, get a few missiles and . . . DS: Sell them to Argentina! Great idea, they're always friendly and cooperative, and then get them to attack Brazil, we'll spread a rumour that they plan to dump their excess coffee on them . . .

NL: (Stamping his foot) No. No. I have been trying to suggest we blow up Manchester. That'll cut down the population, and those still left who are unemployed can clear up the mess as a sort of Job Creation Scheme.

PM: Ummm. It's an idea, but I think we'd have problems with the unions, employing people on a short term basis and not providing any training. And think of the cost of supplying protective

clothing, we'd never get away with blaming radiation sickness on the smoke from the factories.

DS: Couldn't we provoke a strike in a major section of the nationalised industries, say the Steelworkers or something? That's always good for a few months distraction!

PM: Yes, but we need something more permanent. I've taken the liberty (mutter of poor old D) and invited the best brain in Britain to join us, he should be here by now, anyway I've informed him of the problem and the combined force of MENTAL have been working on it. (There is a knock on the door, CS enters.)

CS: Sorry I'm late, this black watch of mine seems to be playing up.

PM: Well man, don't hang about, what have you to suggest?

CS: A project so incredible, so awesome, so immense . . .

ALL: Yes?

CS: So brilliant, so unique, so fantastic . . .

ALL: YES, YES?

CS: So devious, so utterly and amazingly ingenious . . .

ALL: Get on with it!

CS: We'll get the general public hooked on COMPUTERS!

PM: Is that it?

CS: Yes, isn't it so wonderful, so absolutely . . .

ALL: Shut up!

DS: But, I mean, how? Those things take up a whole room, cost a fortune and we'd have to train everybody to get a degree in maths.

CS: No, I can invent a machine which will be cheap, small enough to carry and relatively simple to use.

PM: (Laughing hysterically) Oh yes, and I suppose it'll work with normal home equipment like a TV and a tape recorder!

CS: Now there's an idea!

PM: And what do you want for this service?

CS: Oh, I'm not fussy, I fancy one of those three wheeled cars, they look so cute!

PM: If you succeed I'll give you a knighthood.

(All the others present collapse with laughter and mutter things like "Don't tease him M.")

PM: Well off you go, and don't call us, we'll call you.

(CS exits, all those present roll around on the floor laughing,

eventually PM stops, sits up and calls meeting to order.)

PM: Well we aren't going to get any help there, let's have a look at your missile idea again N.

Here the paper ends in a burnt, charred edge as if someone has tried to set fire to it.

Back to reality!

First I would like to welcome Cliff Joseph, who has joined us as my assistant and is working frantically to keep my extremes under control. I'm sure we all hope his time with us will be long and enjoyable.

Inside

This issue includes a special feature on computer adventuring, a part of computing which has grown rapidly over the last year or so, but we have not sacrificed any of the other areas to produce it. You'll find the whole gamut of program listings to enter, from Arcade to Utilities for all the Sinclair machines, Reviews, Articles, News and of course a great Competition!

So, can you afford to merely read the editorial while standing in the newsagents? NO! Take it home and peruse these pages at leisure.

Thanks

To a local shop, Minehead Radio for lending me a QL for a couple of weeks (I must admit to really liking that machine), a super BASIC and nice Wordpro. However, before I could discover more the colour went and the microdrives developed a fault. Haven't we been here before?

And now all that remains is to pack up your troubles in your old kit bag and over the top me lads and into the fray . . .


Shuffling slip


Dear ZX Computing
I was happy to see that you had published my letter (Faster Shuffling, Dec/Jan 85), but disappointed to find two misprints, especially the one in the vital line of the program. The correct versions are:

Text: 3rd para, line 8: 'Q = 52 and'

Program: Line 130 IF RND *- Q >= N THEN GOTO 110

Yours sincerely
W. E. Thomson





How to play Valhalla

Dear Sirs,
I live in Sao Paulo, Brazil, and I have a ZX Spectrum that I bought in Germany. I also have some software, including the Valhalla game, released by Legend Productions.

As a matter of fact, I'm writing to you because of this game. In its manual, on page 11, mention is made of computing magazines that "provide help corners to keen adventurers".

I do need help, because I can't go further; I made a map and found out the position of 27 locations, but now I'm going in circles, and in spite of having played for several hours I've not found Ofnir yet, and this is the first step of the game. As you can imagine, it is very difficult and expensive to buy foreign magazines here in Brazil (most of them do not come regularly); therefore I ask you to please send me some hints on how to play Valhalla, or please ask your readers if they can send me this information. Maybe there is a book or specific magazine with hints and auxiliary information about Valhalla?

Please rush your answer (before I get totally crazy) to the following address:

Alexander Gromow
P.O.Box 18507
01000 Sao Paulo — SP
BRAZIL

With my best regards I remain,
Sincerely yours
Alexander Gromow

Printer Commands

Dear Mr. Elder,
I was very interested to read Mr. Meikle's letter, which was published in the August issue of *ZX Computing*, concerning the Kempston Centronic Interfaces. As I now have both the standard and the 'E' interfaces, I thought you might be interested in my own experiences.

The problems started when I purchased a Star DP15 printer, and connected it to my 48K Spectrum with the standard Kempston interface. I found that, although I could transmit all the printer commands, including multiple ones, certain of these could not be switched off. Eventually, I found that by sending the initialisation command, the desired result could be obtained, but that this also executes a line feed. I also found that it was not possible to transmit graphics to the printer. The Kempston people, who were most courteous and helpful, advised me that this

was due to differences in the ASCII character sets of the computer and the printer. As a direct consequence of this, I decided to purchase the 'E' interface.

After my initial delight at being able to send graphics to the printer and produce screen copies four times the normal size, I found that the interface just would not transmit multiple printer codes, even though Kempston say that it does. I believe that this must be possible, but have not yet been able to find the method. This is probably due to the poor instructions which accompany both the printer and interface, a common fault with a lot of peripherals and software. Any suggestions please?

Yours sincerely
J. F. Tydeman

Can anyone help? Unfortunately Kempston ask for all their review samples to be returned, so we can't investigate — Ed.

Metplot conversion?

Dear *ZX Computing*
In your October/November edition you published a program called Metplot written for the ZX-81 by David Lockyer. I spent many hours typing in the program, which I may say looked particularly impressive, and was on the final column of the commands having completed the input of the map of the U.K. when my dodgy old RAM pack finally gave up the ghost. I have decided after much heart searching to commit my dear old, non-loading '81 to science and buy a Spectrum, although it will be a mite strange to walk into any computer shop and buy software with ease instead of that intake of breath and the depressing words of "No mate, there's no call for ZX81 programs anymore." I will no longer have to suppress the urge to stab the smug assistants.

There are two questions I would like to ask you or your readers

1. Is it possible to alter the Metplot program to use it on the Spectrum?

2. I have a fairly extensive range of software both homemade and commercial that are written in BASIC. I recall sometime ago reading about a program called Slowloader that translated 81 programs into Spectrum ones. I wonder if you have heard of the program, where I can get it and does it work? I would be heartbroken to

Apologies

To Thurnall (NOT Thurnell) Electronics, for neglecting to mention their address and telephone number along with the other details in the Disk Drive competi-

tion. Thurnall can be contacted at:

Thurnall Electronics Ltd.
95 Liverpool Road,
Cadishead,
Manchester M30 5BL
Phone: 061-775 5416

leave the lands of the Black Crystal unexplored or have to pay another "tenner" for the same program.

An error published in Metplot was that the array DIM D\$(32) on line 30 should have read DIM D\$(72).

Trying not to grovel too much I would like to say that as a disillusioned ZX81 owner I would like to say that your magazine is the only one that has remained true to us early Sinclair pioneers. As others have destined the ZX-80 and 81, both of which I have possessed to an untimely demise you have plodded on, unheeding of the rabble and have in my experience built up a reputation of a Magazine that is interested in supplying information rather than advertising endless Spectrum games that make the ZX-80 and 81 owners feel like a Mediaeval Knight in a Space Invader game.

Yours faithfully
Robert Ager

Now there's a project! Anyone out there converted Metplot? Secondly, I'm afraid the Slowloader only worked with Issue 1 and 2 Spectrums, and is now obsolete. But welcome to the Spectrum club anyway — Ed.

Compac

Dear Editor
I think the program 'COMPAC' for the ZX81, by Rogers and

Hogg in your October/November issue was fabulous. I especially appreciated the documentation given for the program, and I'm sure many readers will find new techniques for programming because of this documentation.

I also think these two programmers are geniuses, and should be commended for their excellent work. Unfortunately, I do not own a joystick the full enjoyment of this program.

Whilst typing it in, I came across eight errors in your magazine.

- 1) HEX LOADER PROGRAM, page 5: five REM lines should be listed, not four.
- 2) HEX LOADER PROGRAM: it appears to me that the last line of HEX DUMP was printed by mistake.
- 3) LINE 250: add inverse minus after inverse MAZE.
- 4) LINE 265: change the spaces to '...'
- 5) LINE 9999: 32 graphic characters #131 (graphic shifted 6) must follow the semicolon after ESSENTIAL.
- 6) Customising column page 102, second paragraph: I believe that the last line should be: < 4 THEN GOTO 20.
- 7) Customising column, third paragraph: lines to change are lines 7, 10 and 420.
- 8) The BASIC column: #110 CHR\$(21) should be CHR\$(131).

Yours truly
Walter Bader
USA

Touchdown!

Dear ZX Computing
Re: Spectrum game Touchdown (June/July).

This program is very enjoyable, and has been played by myself and my friends many times. It proved so difficult at first, that I constructed a simplified version for the beginner, by allowing for a higher speed at touchdown!

When entering the program from the published listing, I encountered some difficulties, though. The first problem was the use of a variable called 'l' (lower case 'L'), which looked almost the same as the number 1. The second problem lay in figuring out the user-defined graphics which were printed as blanks throughout the listing.

In the algorithm of the program I found a bug in line 1290 which reads as follows:

```
1290 LET . . . :IF w<1 OR
w>24 THEN LET w = x
```

If the LM is in the leftmost position, it can be difficult to get it away from the border again. On the other hand, the rightmost position can never be reached. I have corrected this by putting in two 'IF' statements.

```
1290 LET . . .
1292 IF w<1 THEN LET w = 1
1294 IF w>24 THEN LET
w = 24
```

When playing the game repetitively, the waiting time for the screen to be built up appears rather long. It would be more satisfactory if the moonscape were not always redrawn. But this is only a minor drawback in an otherwise very exciting game.

Yours truly,
R. P. Loretan
Zurich

Tough BREAK

Dear ZX Computing
With reference to your letter entitled 'Helpful Hints' (Aug/September issue), the protection against the BREAK key on our Spectrum just crashes the program. The PAPER goes black, and cannot BREAK, so we have to pull the plug out, and that makes the 9VDC plug unreliable, which would cause the Spectrum to RAND USR 0, or NEW. I have gotten very angry about this.

I think your magazine is the best in the whole universe (for computers).

Yours sincerely,
Stephen Collings (9)
Farnborough

This is all it's supposed to do, and was intended to 'protect' your program. Not very practical I know, but some authors get quite neurotic about keeping their programs safe from being seen. Oh, and Thanks, and best wishes - Ed.

A Light byte

Dear Ray,
'Light Screen Designer' by Toni Baker is another great project in your magazine, and great things provoke big questions. So, here is one!

At DDD5, you find CDCDCD which means CALL DCCC and is a complete opcode. Accordingly, I read the following byte 01 as LD BC, dddd. So too does my Spectramon disassembler and corrupts the meaning of the following bytes. Yet Light Screen Designer works alright and prints message number 1. The same occurs in the RETURN TO BASIC part. Again, 12 should mean LD (DE), A, but the program knows better and prints message number 18.

Can you explain how this works?

Here are two mistakes in the listing: DD89 in the DRAW CURSOR subroutine must read 1E36 and not 1E26, or you won't have a complete cursor. And, DE94 must be CDB6DD and not CBD6DD.

Sincerely yours,
Louis Colombier
W. Germany

UDGs

Dear ZX Computing
I have often been puzzled by the way people set up their UDGs. The UDGs need to be set up within the program, or to be LOADED separately from tape. I have found a way to avoid these problems on both the 16K and 48K Spectrum, with or without interfaces attached.

It goes as follows:

1) Make the first line of the program a REM line, with number 1, and with enough characters after the REM to hold the data (eight for each UDG).

2) Make a variable point to the first character after the REM statement:

```
LET b = PEEK 23635 +
256 * PEEK 23636 + 5
```

3) Make the first line un-editable: POKE b-3,0

4) Change the UDG pointer to b:

```
POKE 23675,b-256 *INT
(b/256):POKE 23676,INT
(b/256)
```

5) Use the shortest way to POKE the data into the REM statement:

```
FOR Y = USR "a" TO USR
```



```
"a" + (8 * number of UDGs):
READ a: POKE Y,a:NEXT a
```

(You could also use INPUT, of course)

6) Delete the FOR... NEXT loop for inputting/reading data. If you use this way of having the UDGs within the program, then of course the program itself must change the pointer to the UDGs before using them. You could easily have two sets of UDGs or more in a row. If you need the second or third set, then just poke the UDG pointer with the correct value before use.

In short, the advantages of this system are; no need for LOADING the UDGs separately, or having to wait until they are set up in the program; shorter listings, with less memory used; by POKEing 23675/23676, you have direct access to a large number of UDGs.

Even if you want to leave the UDGs at the end of memory, the shortest way to assign values is:

```
FOR Y = USR "a" TO USR "a" +
8 * number of UDGs:READ (or
INPUT) a:POKE Y,a:NEXT a
```

This makes listings like 'Cross The River' (August/September '84) use only one page, instead of almost three. The data should, of course be decimal instead of 'BIN', which spoils

seven bytes each.

If one needs a blank line, there are three ways to do it:

```
1 PRINT " (32 spaces)"
2 DIM A$(32):PRINT A$ (for
shorter blanks you can use
PRINT AT x,y:A$ ( TO f) for in-
stance).
3 PRINT ,,
```

When only one line needs to be 'blanked', you see that the third way saves 32 bytes compared with the method in LINE 1.

In some programs I have found lines like: GOSUB 5005: RETURN. One should change this to GOTO 5005, because the RETURN there will cause the program to proceed from the first GOSUB anyway. This mistake occurs very frequently in 'The Golden Chalice' (issues August/September and October/November).

When I have my computer back from repairs (since I bought the Interface and Microdrive six months ago, it has been in repair constantly - I've been able to use it for no more than three weeks in that whole period), I might send you some programs of my own.

Yours truly,
Hugo Wapstra,
Noordebuurt 14
1271 xk Huizen (N-H)
Holland

Bugs

Dear ZX Computing

My children and I have enjoyed very much Toni Baker's programs (after debugging of course).

Unfortunately, I am afraid that programs come with bugs to make our lives more interesting. Let me point out some faults in the last part of 'Light Screen Designer'.

In the August/September issue:

- 1) At address 56632 in DOWN PIX, the coding should be FEBO as the instruction reads CPBO.
- 2) At address 56708 in DR_CURSOR. The address of DOWN PIX is DD36, so the coding should be 1E36.
- 3) At address 56713 in the same table, the address of UP PIX is DD29, so the coding should be 1E29.

In the October/November issue:

At address 56980 after CSR_EXIT in MAIN_LOOP the coding should be CDB6DD, as the instruction is Call DR_CURSOR, and the code for Call Addr. is CD and the address of DR_CURSOR is DDB6.

I am sure that most of the readers have managed to find these bugs, but I hope that my comments will be a help to some of them.

Finally, I would like to thank you for your wonderful magazine and the superb articles in it.

Yours faithfully,
Pinchas Levin
Israel

In with a vengeance

Dear Ray,

As a result of your courteous and helpful call last Sunday, we are back IN with a vengeance, much to the relief of my progeny with their Series 1, 2 and 3 Spectrums.

I have tried and tested

```
IF IN 65278-32 xINT((65278/32)<31 THEN...
```

Which will enable all five keys in the row to be used.



Changing the 65278 to the values for each row (p118 of manual) enables any row to be used. Changing the sign to '=' the value to 31-1, 2, 4, 8, or 16 enables any key to be selected for use. Excellent.

On test, my machine still wobbles between 191 and 255 when hot. I normally assist its cooling with natural draught by raising the base on four plastic screw-type bottle tops.

Finally, I lent my copy to a gentleman I meet at church each day to copy the QL program. His first attempt, it worked first time to the delight of all his family, but he had to slow the operation down.

I hope other readers with Series 3 machines have read that little aside on page 48. Doing so will remove lots of dissatisfaction and frustration.

Yours gratefully,
Jim Moran C.Eng.M.I.E.E.
Essex



Overseas market

Dear Sir

I have noticed that the advertisements in ZX Computing are aimed at the UK market and not the growing overseas market.

I have just received the August/September issue, so the A.G.F. offer had already expired. Also, most of us overseas have either Visa or Mastercard credit cards, and not Access or Eurocards.

I have bought items through your magazine i.e. Software Supermarket on their hot line, and received prompt service,

but the majority of your advertisements do not offer Visa, Mastercard or hot line telephone numbers.

No doubt you are aware that your magazine is shipped world wide, and that you have a growing readership overseas. I find that your magazine is very informative and contains many useful bits of information, so come on you advertisers, is our brass no good? Remember, you get paid in advance with our credit card numbers.

Yours
Mr F. E. Southworth
W. Australia

MONEYGRABBER

J. Dave Rogers appeals to your basic instincts, Liverpool's answer to Scrooge?

Generating a random maze with a 'guaranteed' path through it is usually a slow job given present day Basic speed (one program I saw took two hours, and that was in Fast mode!). This program however, manages to continuously develop (as it scrolls) a random yet reasonably-structured-looking maze, including guaranteed paths, and it does this in the time left between moving the player's man around, doing various collision checks and printing a frequently updated two-layer Bargraph. Now, knowing languid, laid-back ZX81 Basic for what it is, you may be thinking by now that there will be time for a cup of tea between moves, possibly a shower as well, but player movement is, if anything, faster than in most ZX81 all-Basic written games. How is it done! — read the program description!

Playing the game

You are trapped in a maze which is slowly but inexorably creeping upwards. In it are scattered pounds and dollars which you must manage to grab enough of to keep your 'Bank Balance' in credit, because, as the maze moves overhead you lose money ('overheads'!). Your current bank balance is shown by a double-layer Bargraph along the bottom of the screen. This also features 'riding indicators' to make it clear what's being credited or debited.

After a few screenfuls of maze there is a 'chopper' section, and if you can negotiate this you receive a bonus. Having been given this bonus you are then liable to pay tax, so next comes Tax Dodgers Tunnel, where, if you are careful you need pay little, though, on the other hand, you could lose a lot!

The object of the game is simply to avoid bankruptcy and so survive to as high a level as possible. Of course, like anyone who thinks money is the most important thing in life, you will still lose in the end (a program with a moral!). Your 'man' can be either a pound or a dollar sign

and you can only profit by picking up currency to match. There are, however, Exchangers in the maze which you can use to convert yourself from sterling to dollars and vice versa. Money can occur singly or in 'runs', and while the latter are obviously much more profitable, if you are to reach high levels and avoid a fiscal fiasco *every* single one you can grab counts.

Each correct sign gives one point, each incorrect one deducts two points, as does blundering into walls of the maze. If you touch anything that is grey you are instantly transported back to near the top of the screen, and this can be bad news if it happens in the chopper section!

Program operation

Although I have said that the program is all Basic, there is one brief excursion into Machine Code in line 2010, but this is just a standard Scroll routine and is *only* necessary because the program Pokes to the display file, which the normal Sinclair scroll command would have disrupted rather badly. Old hands at ZX81-ing will also not need to be reminded that this Poking of

the display file makes possible some nasty crashes if typing-in errors are made, so please Save-a-Few copies *before* you Run the program.

A sacrificial line?

The rather weird line 9999 is also associated with Poking to the screen. If the player ever tried to move off the top of the screen then addresses less than the start of the display file would be poked, and since these lie at the end of the program area (refer to Sinclair memory map), simply playing the game could overwrite parts of your carefully typed-in program! Extra lines could have been added in the main man-move loop to check against this happening but would have slowed it down. So instead, characters in line 9999 are used as an unseen barrier line that can be Poked-at without doing any harm. Being numbered 9999 ensures that this line remains, by definition, the final item in the program area.


The Sinclair command PRINT AT is a particularly slow one, so to avoid its repeated use the next line of the maze and the bargraph are produced by assigning-to and generally

juggling-with strings, which are all eventually concatenated into a single universal string U\$. Everything can now be put at the bottom of the screen using just one PRINT AT. Note also that U\$ and M\$ are dimensioned, so that no matter how much juggling is done with them they will automatically remain the correct length without needing any extra checks (Sinclair dimensioned strings remain fixed length once declared).

Some super-slicing

A useful saver of both time and typing (for computer and user respectively) is direct slicing, ie. rather than first assigning characters to a string variable and then slicing that, as is often done, the slicer is placed directly after the quotes. The program (or the person trying to decipher the program!) does not have to search for the string in a different area — it's right there in the line being executed. What is more, it is quite legal on the ZX81 (or the Spectrum) to directly cascade two slicers, or more if required, to operate on the same string, and as long as they are enclosed in separate brackets they will be executed one after the other. All you need to remember is that each successive slicer uses as its subject the resulting string of all previous slicers. For example, in line 730 the first slicer selects random-content/random-length substrings and a 'post slicer' then trims the overall length of this to a constant thirty characters, thereby replacing about four separate lines of more typical Basic.

Any of the 'Mid\$' operations of other computers can also be easily simulated in this way, eg.



S\$ = Mid\$ (S\$, 7,4)
 becomes:
 LET S\$ = S\$ (7 TO) (TO 4).
 This is obviously *NOT* the same as:
 S\$ (7 TO 4)! It also works for assigning to strings e.g.,
 Mid\$ (A\$, 12, 14) = B\$
 becomes:
 LET A\$ (12 TO)(TO 14) = B\$

The Sinclair versions are, to my mind, logically clearer than the originals since the figures are 'just figures' in the latter whereas the Sinclair figures are annotated as to their actual purpose. Direct slicing is also used in line 440 to give the ZX81 near-equivalent an ON-GOSUB function, which is, of course, much faster than the six IF-THEN-GOSUB lines that it replaced. Other uses of direct slicing can be seen in lines 155, 175, 250, 540.

When slicing, any operations that yield non-integer results (e.g. Rnd) may as well be performed without the usual INT, because during slicing the computer will treat the numbers as integers anyway. The only difference to bear in mind is that the numbers will effectively be rounded up or down either side of point five whereas INT always rounds downwards.

Overall structure

The final shape of the mazes is determined by random choice but is tempered by a loose statistical influence in favour of more pleasing and interesting-looking outcomes. The actual algorithm used was evolved over quite a long period, and being somewhat baroque in style would take almost as long for me to describe in plain English! The number of possible different screens is over 65 thousand, because even though a typical screenful of maze uses 100 consecutive numbers from the ZX81's 65-thousand-long sequence of pseudo-random numbers, it could have started on any one of them, producing entirely different results.

From line 300 to line 995 the main program flows straight through, using only FOR-NEXT loops and frequent GOSUB calls to the man-move subroutine, thereby avoiding the dreaded 'tangled GOTO' style of non-structured programming. The actual positions of these GOSUB calls had to be carefully spaced out so that the execution time of lines between them was approximately equal (isochronal) otherwise man-movement would have been uneven.

Note that when a GOSUB 10 is executed, the program carries through to the exit point at line 90 before returning, but in between there is a GOSUB 50, which means that this subroutine calls a part of itself i.e. it is recursive. In this particular case it provides two passes through the man-move routine for each single call to the maze-move routine.

Since the man-move routine is being called very frequently, it pays to keep it as short as possible, so I have included only one check within it, which looks at the man's next intended position and if it is not a clear space then, and only then, are more detailed checks made to actually see what the character is and what to do about it!

An array system is used for the INKEY\$ check, and although somewhat wasteful of memory (320 bytes for the array 'M'), it is by far the best method in ZX81 Basic. It is much faster than separate checks for each key and it allows absolute freedom to designate several groups of keys all of which are usable at any time.

Typing in checklist

- (1) All grey characters must be entered on key H, do not use the grey on key A.
- (2) Line 20 is best entered in 'Fast' mode. The first quotes contain an equals sign and an inverse 'M', the second quotes contain sixty four g-shift-G, the third quotes contain sixty four g-shift-H.
- (3) Line 145: inverse plus, inverse one.
 Line 175: inverse G then fifty nine g-shift-G.
 Line 250: 2 spaces, 2 inverse spaces, 4 spaces, inverse space.
 Line 320: inverse space, space, 26 inverse spaces, space, inverse space.
 Line 730: (seven g-shift-H, space, g-shift-E, two inverse fullstops, g-shift-7, two inverse fullstops, g-shift-R, space) repeated three times.
 Line 865: inverse fullstop, two inverse spaces, inverse fullstop, twenty-two x g-shift-H, inverse fullstop, two inverse spaces, inverse full stop.
 Line 880: g-shift-W, thirteen various, g-shift-Q.
 Line 960: inverse space, space, inverse space, twenty-four g-shift-7, inverse space, space, inverse space.
 Line 970: two inverse



- | | | | |
|---------------------|--|---------|---|
| | spaces, three spaces, inverse space. | | intervals throughout the main program. NOTE that the INKEY\$ check system allows the use of any selected group of keys. |
| (4) | Do not dismiss line 9999 as a joke, it really is necessary! (see earlier). | | Various collision checks:
110 — pick up money if man moves onto identical sign as itself.
125 — deduct money if wrong sign or wall of maze hit.
120 — replace man near top of screen if scrolled off or hits a grey area or a new-line (118) character.
180 — end the game if bank balance drops to zero. |
| (5) | Be careful to differentiate between GOSUB 50 and GOTO 50, both occur a number of times in the listing. | 100-196 | |
| (6) | Line 2010 consists of: E, £, RND, FAST, SGN, g-shift-1, 5, space, g-shift-D, g-shift-1, inverse P, g-shift-2, GOSUB, inverse K, TAN. Note that the GOSUB can only be obtained by typing THEN GOSUB and erasing THEN. | | |
| (7) | Line 440 — don't forget the slicer. | | |
| (8) | To Save, type GOTO 9000 ENTER as this includes a CLEAR to reduce Save/Load time by erasing variables (particularly array 'M'). | | |
| Line-by-line | | | |
| 10-45 | Reduces bank-balance, prints updated Bargraph and next line of maze, moves maze up, keeps track of lines passed. | 200-280 | subroutines associated with determining paths through main maze sections. These are called by a computed GOSUB in line 440. |
| 50-90 | Man-move subroutine, called at approximately iso-chronal (equally-timed) | 300-640 | Main maze construction loop, continuously |

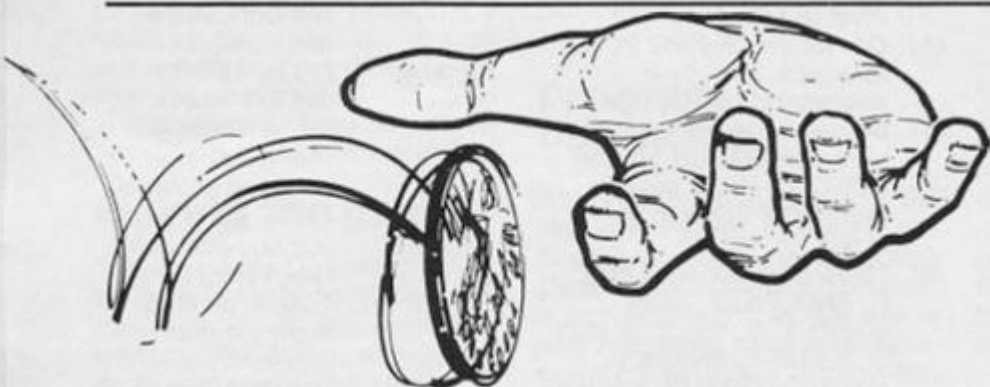
	<p>designs a random, yet slightly structured maze, with 'guaranteed path' through any section.</p> <p>650-770 Chopper bar sequence. A long string is randomly sliced and printed in different positions to give the effect of sequentially moving bars. Ensures that increasing layers of choppers bars are printed as the maze moves up.</p> <p>710 The split random number has the effect that very high or very low bonuses are still possible but are chosen less often than middle values (technically a Normal probability distribution curve).</p>	<p>900-995 Draws a 'gate' heralding each new level of the maze.</p> <p>1000-2070 Initialise variables and print play instructions.</p> <p>2010 The scroll routine (machine code) scrolls from line 21 upwards, leaving lines 22 and 23 stationary.</p> <p>3000-3080 Adds a bit of life to introduction screen by running ripples down sides until player is ready and presses a key.</p> <p>4000-4060 End-game display and option to play again.</p> <p>7000-7080 Assigns values to elements of array 'M' that correspond to the codes of the keys to be used for man-movements. Any other keys, if pressed will just select elements that contain the</p>	<p>default value of zero and so will have no effect. The 'plus ones' are added because Sinclair array subscripts start at one, not zero, and 'CODE INKEY\$ will give zero when no keys are pressed.</p>	<p>LE/LNS Level of game reached, lines reached.</p> <p>I\$ Riding-Indicators on Bar-graph. These travel back and forth on the end of the Bar-graph as it moves.</p> <p>ADMAC Address of Machine Code routine.</p>
--	---	--	---	---

Variables — general

BB	Bank Balance.
MIN)	INKEY\$ control (array) of Man Movement.
U\$	Universal string, used to print anything required for next line of maze.
X	Player's position.
CH	Character of man (E,\$).
H	Hit character i.e. character at player's next intended screen position if it is not a clear space.
SOS	Start of screen (display file

Variables — Maze construction

M\$	Maze assembly string.
PA	Paths a, b and c, the 'guaranteed' clear paths through the mazes.
PB	Deviation of diagonal path (PC)
PC	Horizontal 'joints' between maze sections
DE	Number of maze sections before chopper sequence.
J	Number of lines in one section.
T LOOP	Used for chopper sequence.
L LOOP	
F,C,V	



```

REM MONEYGRABBER/JAN 84/BY:
J.DAVE.ROGERS(HOGROGPROG)/WALTON
LIVERPOOL 9,
4 RUN 1000
7 REM -----MAZEMOVE-----
10 LET BB=BB-1
15 IF BB<0 THEN GOTO 4000
20 LET U$(31 TO )="M"+
" ( TO
BB) +
25 GOSUB 50
30 LET X=X-33
35 PRINT AT 21,1+USR ADMAC U$
40 IF X<SOS THEN GOTO 100
45 LET LNS=LNS+1
49 REM ----PLAYER-MOVE-----
50 POKE X,0
60 LET X=X+M(CODE INKEY$+1)
70 IF PEEK X THEN GOTO 100
80 POKE X,CH
90 RETURN
100 REM -----HITCHECKS-----
105 LET H=PEEK X
110 IF H=CH THEN GOTO 140
115 IF H=CODE "E" THEN GOTO 190
120 IF X<SOS OR H=20 OR (H>135

```

```

AND H(140) OR H=113 THEN LET X=3
09+37+RND*24
120 LET BB=BB-2
130 LET I$="(-2"
135 GOTO 150
140 LET BB=BB+1
145 LET I$="2"
150 FOR H=1 TO 9
155 POKE X,CODE ".*X.*X*."(H)
160 NEXT H
165 IF BB>59 THEN LET I$="FULL
170 LET BB=BB-(BB>59)
175 PRINT AT 22,0:"5
" ( TO ABS BB)+I$
180 IF BB<1 THEN GOTO 4000
185 GOTO 50
190 LET CH=12+(CH=12)
195 POKE X,CH+128
198 RAND
200 REM -----PATH-BENDING-----
210 RETURN
220 LET PA=1+RND*PA
230 LET M$(PA TO PB)="
240 RETURN
250 LET M$(J-L TO J+L+1)=
" (L+L TO )
260 RETURN
270 LET M$(PA/2 TO PB-1)="
280 RETURN
300 REM -----MAIN-MAZE-----
310 FOR T=1 TO 5
320 LET M$="
330 IF T=1 OR T=4 THEN LET M$=
M$(6+T TO )+M$
340 GOSUB 50
350 LET PA=4+RND*14
360 LET PB=PA+RND*8
370 LET PC=4+RND*25
380 GOSUB 50

```



```

400 FOR L=1 TO INT (RND*7)+6
420 LET M$(RND*17+2 TO )( TO 9)
="██████████"
430 GOSUB 50
440 GOSUB 200+10*VAL "557270000
00000"(L)
450 GOSUB 50
460 LET M$(PA)=" "
470 LET M$(PB)=" "
480 LET DE=RND*4
490 GOSUB 50
500 LET PC=PC+DE
510 IF PC>25 THEN LET PC=PA
520 LET M$(PC TO PC+DE)=" "
530 GOSUB 50
540 LET M$(3+RND*25) ="███$$$$E
" (RND*9+0,5)
550 LET U#=M$
560 GOSUB 50
570 GOSUB 10
580 NEXT L
590 LET U$(2 TO 29)=""
595 LET U$(J-1)=""
600 GOSUB 50
610 LET J=INT (RND*19)+7
620 LET U$(J TO J+1)=""
630 GOSUB 10
640 NEXT T
650 REM -----CHOPPER-BARS-----
660 LET U#=""
670 FOR F=0 TO 25
680 GOSUB 15
690 IF F>14 OR F<6 THEN GOTO
770
700 FOR C=1 TO 6
710 LET U=34-C-C-F
720 GOSUB 50
730 IF U<22 THEN PRINT AT U,1 "
██████████ (1+RND*16 TO )(
TO 30)
740 IF PEEK X<>CH THEN GOSUB 99
750 GOSUB 50
760 NEXT C
770 NEXT F
780 REM -----BONUS-----
790 FOR N=1 TO INT (RND*12+RND+
10)
800 PRINT AT 9+N/3,2) " BONUS £
N
810 LET BB=BB+1
820 LET I#="BONUS"
830 GOSUB 155
840 NEXT N
850 REM -----TUNNEL-----
855 FOR L=1 TO 29
860 GOSUB 50
865 LET U#=""
870 PRINT AT 23,7; " TAX DODGERS
TUNNEL "
875 GOSUB 50
880 LET U$(13+RND+11 TO )( TO 15)
=" 0 0 0 0 "
885 GOSUB 20
890 NEXT L
895 LET U#=""
897 GOSUB 15
898 IF L<37 THEN GOTO 890
900 REM -----GATE/NEW-LEVEL---
910 LET LE=LE+1
920 LET LNS=0
930 FOR G=1 TO 1+(LE>1)
940 FOR L=16 TO 13 STEP -1
950 GOSUB 50
960 LET U#=""
970 LET U$(L TO L+5)=""
980 GOSUB 15
990 NEXT L

```


```

991 PRINT AT 19,6;">LEVEL>";TAB
24;LE
992 LET U$(2 TO 29)=""
993 GOSUB 15
994 NEXT G
995 GOTO 300
1000 REM -----SET-UP/START-----
1010 CLS
1020 PRINT "MONEYGRABBER"
1030 LET X=VAL "0"
1040 LET CH=CODE "E"
1050 DIM M$(30)
1060 LET BB=54
1070 DIM U$(95)
1080 GOSUB 7000
1090 LET S05=VAL "PEEK 16396+256
+PEEK 16397"
2000 LET ADMAC=VAL "5+PEEK 16425
+256+PEEK 16426"
2010 REM BFRND FAST 5GN *5 *5 *5
GOSUB STAN
2020 LET LE=X
2030 LET LNS=X
2040 POKE 16510,X
2050 POKE 16418,X
2060 LET X=VAL "503+546"
2070 PRINT AT 1,2;"MOVEMENT KEYS
C(OR V)--RIGHT";"Z(OR X)--LEFT
";"N(OR M)--DOWN";"J(OR K)--UP
";AT 6,2;"COLLECT MONEY OF TYPE
MAN IS, (USE THE ""E""S TO CHA
NGE TYPE)"
2080 PRINT AT 11,3;"HITTING ANYT
HING ELSE LOSES MONEY, ALSO
BEWARE OF GREY";AT 16,2;"U.R.HER
E"
2090 GOSUB 10
3000 LET J=0
3010 FOR L=0 TO 21
3020 PRINT AT L,0;" ";TAB 31;"
";AT L,0;" ";TAB 31;" "
3030 IF INKEY#="" OR J=0 THEN NE
XT L
3040 PRINT AT 5,3;"* KEYS 5 TO 8
ALSO USABLE";AT 13,6;"|| any
key to start";AT 23,22;"< CAP
ITAL "
3050 IF L<21 THEN GOTO 900
3060 LET J=7
3070 RAND
3080 GOTO 3010
4000 REM -----GAME-OVER-----
4010 DIM U$(224)
4020 POKE X,CH+128
4030 PRINT AT 0,0;U$;AT 0,0;"NO
MONEY LEFT, YOU"+(" ONLY" AND LE
<4)+ " REACHED LEVEL ";LE;" PLUS
";LNS;" LINES"
4040 PRINT AT 3+RND*2,1+RND;"--P
RESS ""P"" TO PLAY AGAIN---"
4050 IF INKEY#="P" THEN RUN
4060 GOTO 4040
4070 RAND 10418
7000 REM ---DEFN-MOVE-KEYS----
7010 DIM M(64)
7020 REM EACH GROUP OF 4 KEYS IN
I$ ARE LEFT/DOWN/UP/RIGHT
7030 LET I$="CZNU,8567,UXMK"
7040 FOR L=1 TO LEN I$
7050 LET H=L-5*INT (L/5)
7060 LET M(1+CODE I$(L))=(H=1)-
H=2)+(33 AND H=3)-(33 AND H=4)
7070 NEXT L
7080 RETURN
9000 REM -----AUTOSAVE-----
9006 CLEAR
9007 SAVE "M$ J.DAVE.ROGERS,84
9008 IF INKEY#="" THEN RUN
9009 REM SEE TEXT>=====
=====

```


Readers' Reviews

Once more we open our pages to the people who use the programs the most — YOURSELVES!



Advanced Tactical Reconnaissance And Attack Mission Atram Don Thomasson

From the beginnings at the level of Ludo and Halma, board games have developed to a point where complex calculations on paper are needed to keep track of all the variables. Monopoly avoided this by using play-money and little wooden blocks representing houses and hotels, but a game like 1829, dealing with railway construction, needed something more flexible. It is not surprising that a small computer was used to provide a solution. The program was home-brewed for an obsolescent machine, so it could not be made generally available, but it was inevitable that computer/board games would eventually emerge as a variant of the existing range of formats.

The first example to appear is not ideal. That it is a battle simulation is not, perhaps, in sympathy with current thinking, but there are more important problems. Each player has twenty aircraft, two aircraft carriers, six missile batteries, a refuelling tanker and three airfields. Working out which piece is which is to some extent a matter of deduction, some being obvious, others not. The pieces are held in place magnetically, which is a nice feature. The game is for two players, though two others can participate as computer operators. Each player takes half of the playing board and sets up his forces, unable to see what the other player is doing. The two boards are then joined (magnetically), and a coin is tossed to determine which player starts! (Couldn't the computer do this?) The player in ac-



tion makes his moves, which are reported to the computer, and the consequences appear on the screen. The other player works the computer, and like a snooker player, waits his turn. This may go on for perhaps half an hour! Then the roles change, and the attack swings in the opposite direction. It might have been better to alternate play more frequently.

In terms of manufacture and general presentation, the game almost wins full marks, but slight changes to the rules and a clearer definition of the pieces would make it much better.

Artic Chess II Artic Computing John Cooper

The program comes neatly packaged in a cassette box with instructions on how to use the tape on the inlay card. There are two copies of ARTIC CHESS II on the tape — one on each side. The instructions are clear and to the point, so I had no problems using the program.



Once loaded you are prompted to input P, A or L for PLAY, ANALYSE or LOAD. I decided to PLAY and was then offered a choice of colours (black or white) and a choice of levels to play on (0-6).

Having decided to play white on level one, I was presented with a large chessboard with the pieces set up in the starting position. I entered 'E2E4' and to my delight the pawn at E2 was moved up to 'E4'. The program is in full machine code, so I did not have to wait long for a reply (on this level it took one second).

It is a good idea to have a chess set and board handy to start with until you get used to the screen display. On all levels except '0' the computer will recommend a move for you if you press 'M' except in the very early stages of a game. Other options are as follows:

- (1) 'T' saves the game on to tape (so it can be continued at a later date).
- (2) 'Z' copies the position onto a printer.
- (3) 'S' pressed at any time during the game will return you

to the PLAY ANALYSE or LOAD prompt. This can be usefully used for resigning and going into ANALYSE mode in which you can place and delete pieces as you want. I have one major quibble here, playing on from the set-up position. You have to press 'Z', and then you have to enter a move depending on whether you are black or white before going into ANALYSE mode, only then does it ask you what colour you want to resume play as, and at what level you wish to play.

Overall, this is a superb chess game for the ZX81 with 16K RAM which plays a strong game with varied openings and I would strongly recommend it to anyone who wants a good game of chess.

ARTIC CHESS II is available from: Artic Computing, for £9.95.

SPECTEXT: The Spectrum Word Processor McGraw-Hill Carol Brooksbank

The impressive box in which this tape arrives claims that "SPECTEXT includes all the features you would expect in a professional word processor". This, I am afraid, is far from true.

The word processor program is very disappointing. Although word wrap is included, the text is not justified, so the final appearance is no better than anything you could produce on a typewriter. There are no facilities for embedding printer controls other than 'newline'

and 'new paragraph' in the text — so no underlining, no changing to italic or bold type is possible — and the only way of tabulating is to enter spaces. In addition, the CAPS LOCK key is disabled, and the only way that I could discover of engaging it is to break out of the program, engage CAPS LOCK, enter "GO TO 1" to get yourself back to the menu, and select the 'enter text' option to carry on. You then repeat the whole laborious process to get back to lower case.

The editing facilities are good enough, easy to use, allowing you to delete, alter, move blocks of text around, and search for particular words or phrases. Text can be saved on tape or Microdrive, and loaded into the program. The page formatting for the printer is good. You can choose margin width, number of characters per line, single or double line spacing, number or un-numbered pages, and the number of lines you wish to leave blank between pages. You can also elect to pause the printer at the end of each page when using single sheets, to allow you to insert paper.

The instructions are clear and detailed, but you have to print them for yourself, using the program. The leaflet which comes with the tape explains how to do this, and there are no problems other than the length of the text. If your printer has a condensed type option I recommend using it for this!

In addition to the word processor, the tape includes a filing program. This offers up to 15 fields per entry, with a field length choice of either 23 or 55 characters. The file can be sorted alphabetically by any field, and sorted again by other fields if required. This allows you to sort a list of names, for instance, first by surname, and then within each surname by Christian name. The file can be searched by any letter, word or phrase, and the whole file can be viewed by searching for a space. The file can be saved on tape or Microdrive. The only problem I found with the file program is that the facility to produce a hard copy of one entry is limited to the ZX printer. It seems unlikely that anyone with only a ZX printer would want a program like this, and it is a drawback to anyone with a full size printer.

The third program is a merging program, enabling you to produce those personalized letters such as you get from book clubs, telling you how lucky you are. This program seems to me

to be the most successful part of the suite.

The software drives a ZX printer, or a Silver-Reed EX 44 typewriter used as a printer with IF44 interface. It can also drive Kempston or Hilderbay interfaces, or Sinclair Interface 1, and there is a program on the tape to generate machine code to customize it to suit whichever of these you have, and to suit your printer. For my Kempston/Epson setup, I had to make only one alteration, to alter the code for the 'E' sign.

To sum up, I would describe this as a filing and merging program with text editing facilities. It is certainly not the program for anyone wanting a serious professional word processor, and it is very overpriced for anyone wanting less.

Masterfile Campbell Systems S. Datoo

As far as business software for the ZX Spectrum is concerned, there are several database programs available on the market. Campbell Systems advertisement for their program "MASTERFILE" asks "Can Your Database Handle This? MASTERFILE can!". Having used both version 8 and version 9 of this program I can guarantee that their claim is no idle boast! The latest version gives one the option of formatting the data to be displayed on the screen as well as being printed onto a full sized printer, but more about that later.

The program loads in two parts, the first one being a BASIC program which one may manipulate to suit individual requirements provided that the default line numbers and relevant statements are not altered. The second part is fully machine coded, but even here the user can adapt the program to suit his or her taste. For example, the program as supplied will allow the user to format 26 data references for each record, but for those requiring more than this number, the manual which accompanies the tape instructs you on the method to increase the number to 43. However, with a little experimenting I discovered that this number can be further increased to 58! To verify that what I was doing to increase the number of data references was correct I telephoned John Campbell, the author of the program. I was completely bowled over by the helpfulness of Mr. Campbell,

and in my experience there are not that many companies that could match his after sales customer service.

Like all other database programs, "MASTERFILE" Also has a demonstration program which illustrates the versatility of the program. One is able to see the various layouts which can be designed for each file, and this is extremely useful for setting up formats that are sorted by different fields. For example, the demonstration program is a file of employees and the information held in each record gives the department that the individual works in, the salary, job title, home address, and other additional information in note form. The layouts which have been designed will sort and display the information by name, by department, or by salary, and most usefully in an address label format. The user can switch from one format to another quite literally at the touch of a button.

The menu

At each stage of the program there is a very helpful "menu" or "mini-menu" displayed which makes it very easy to use the program. The keyword throughout the program is "user-friendliness". The main menu offers the following options:

ADDING A NEW RECORD

The number of records held in the file is displayed on line 23. The amount of space available (in bytes) is also constantly displayed on the same line.

LISTING ALL THE REPORT REFERENCES

This shows the reference of the various layouts that have been created.

DISPLAYING OR PRINTING THE FILE

The display option is also available via other "mini-menus".

EDIT OR FORMAT A REPORT

This is used to either review or amend a display format.

LOADING A FILE OR SAVING A FILE

The program is fully Microdrive compatible

SEARCHING THE FILE FOR SELECTED RECORDS

INVERTING THE SELECT STATUS OF EVERY RECORD

RESETTING THE SELECT STATUS OF EVERY RECORD

The above three options are used together when searching for a particular record or a group of records.

ERASING ALL THE RECORDS

As with all erasures there is a fail-safe built into the program which asks the user to confirm before execution.

EXECUTING USER BASIC

This option is especially useful if one requires arithmetical functions to be carried out on numerical data held within the records. For example if one wished to express an item as a percentage of another then this is quite easily done by writing a short and fairly simple BASIC routine within the specified lines.

When adding a record one may select the auto prompt option which does away with having to remember the various data references that have been named for each record. Each data item can be upto 128 characters long. When the data is displayed, "MASTERFILE" performs rudimentary word processing such that all leading blanks are ignored, a clean left margin is maintained, and word-breaks are minimised. Numeric data is right justified. The vertical line character (i.e. ':' found under the S key on the SPECTRUM) has a special use in "MASTERFILE". It forces a line break so that text may be keyed in as a single line but with the vertical line characters (VLC) as line separators, so that when the data is displayed in a 4-line-deep paragraph, for example, each VLC forces a line change. This is very useful for address labels.

The amount of memory that is available for storage of data per file is approximately 32K but this is reduced slightly if the full sized printer option is used. I use "MASTERFILE" with a full sized printer almost on a daily basis at work and I have found the memory available to be quite ample.

I stated earlier that the user could design various formats for displaying the records on screen. In addition to this the user has a choice of having the normal 32 characters per line or opting for 42 or 51 characters per line. As far as the print option is concerned, if one wished to print the file to a full sized printer then this is achieved with the aid of an additional program entitled

"MF PRINT" which is available separately from CAMPBELL SYSTEMS. "MF PRINT" will enable the user to print up to 200 columns per line. Here again, one may design the layout according to requirement. When printing to a full sized printer it is possible to have all numeric data edited so that leading symbols (e.g. £ or \$) will be automatically printed. In addition, columns of figures can be totalled and thousands' commas inserted automatically.

I have been using "MASTERFILE" for just over 1 year now and at present I am using it at work almost every day. If anyone is considering buying a database program then I would say this to them; I have used three database programs on the SPECTRUM and none of them can beat "MASTERFILE".

"MASTERFILE" is priced £15 and "MF PRINT" is priced £6.95. If the two are purchased together then the cost is reduced to £19.95. The programs are available from CAMPBELL SYSTEMS, 57 TRAPS HILL, LOUGHTON, ESSEX IG10 1TD.

Monty Mole Gremlin Graphics Mark Tynan

The idea behind Monty Mole can hardly be described as original, but this does not mean the game lacks in addictiveness! The game is based around the character Monty Mole, who, having to face a long and cold winter, must venture deep down into his local coal mine in search of coal to keep him going for the winter.

But as always, this is not as easy as it sounds! While he is in the deep dark recesses of the mine, in order to collect the pieces of coal scattered all over, he must dodge robots that move in regular patterns (similar in style to Jet Set Willy and Manic Miner), and he must also watch out for the Crushers, which can squash him. These Crushers move up and down with random pauses in-between, so getting past them is more a matter of guess work and luck rather than skill and timing. And, if that is not all, bricks and other objects fall through open shafts above Monty when he is in the mine, and of course, there is the old hazzard, familiar to all you Miner Willy fans — falling from great heights. Not forgetting the dreaded moving platforms that can disappear from under your feet. Sound difficult? Well it is!

In my opinion the game is a

cross between Jet Set Willy, Manic Miner, Fred, and The Alchemist. The fact that Monty has to climb ropes in order to travel to the different screens, must have been influenced by Fred. The screens are very much like those of Miner Willy games and The Alchemist.

All the above action is created in excellent smooth cartoon quality graphics. When the game has loaded, the computer presents you with a menu asking you if you want to use keyboard/Kempstone/Sinclair joystick. On the first screen of the game, you have to jump across a broken bridge and then avoid acorns dropped on you from a less than friendly squirrel sitting in a nearby tree. Having survived all this, you have to steal a coal bucket left outside a house. After stealing the bucket, an angry miner will come running out after you, while you have to dodge the acorns and jump across the bridge again! From then on, we say goodbye to the angry coalminer and head off to the actual mine where all the action takes place.



Your measly three lives will have you banging your head against the wall with frustration. Everytime you lose one of these lives you will see poor Monty collapsing, and an angel floating upwards on little wings!

Instead of collecting all the items on one screen, in Monty Mole you have to collect all the items from one series of screens to get into the next. Stopping you from getting onto the next series of screens is a brick wall that will magically disappear when you have collected all the items!

There is not much sound during the game — just as well too, the game is annoying enough! One criticism of the game being that there are other items which you can collect and in turn these enable you to kill some robots, but allow you to get killed by collecting other items. Not much in-

formation is given about these items, but this does not subtract much from the enjoyment of the game. Another criticism is that the game is slightly too hard, making it a bit annoying to play.

It is a game that requires practise to become good at, and I believe that it has the edge over Jet Set Willy, but will not rank as high in the charts mainly because, at the time Jet Set Willy was released, the standard of games then was lower than it is now, so Monty Mole has a harder struggle to the top. The game supports both Kempstone and Sinclair Joysticks. All in all, I think Gremlin Graphics have a winner on their hands!

Show Jump IMS Software Nigel Stutt

Here we have, not a super-exciting space battle, silly platform game, nor an adventure, but a nice, well presented Show Jumping game for the horse enthusiast (or even for the not so enthusiastic horse hater). To be honest, I don't really like horses or show-jumping, but this game is, I think, very good and worth a review.

The cassette artwork is not amazing, and I think this is why the game is not too common in the shops. There is nothing wrong with the game itself, and the rules are rather straightforward — you have to complete the course with the least number of faults and the best possible time. If two players gain the same number of faults, then the times determine who goes onto the table.

First though, some notes about the table, and then I'll go onto the game itself. The table is drawn up for each course, and the best qualifier (with the least faults and/or best time) is placed onto the table for that course. There are eight different courses, some of which require very careful riding, whilst others are purely fast courses, relying on time rather than the number of faults. The qualifying time for each course is used for the next competitor to provide a time check at each fence and give an idea whether they have a faster or slower time than the last competitor.

At first sight, the course looks a little confusing although things soon become clear. Shown at the top of the screen are your times and faults, with a representation of you on your horse. The main part of the display is taken up with a plan of

the course. The start line is shown in blue and white, and the jumps in black.

You and your horse are shown as a line with ears (supposedly a bird's-eye view). This is one of the small faults in the game, and I'm sure that the game's writer could have come up with a better graphic likeness than this.

Play is controlled by five keys, for Left, Right, Faster, Slower, and Jump. These are quite straight forward and respond quickly (they need to with my jumping). Once you press Faster, the horse at the top of the screen will start to 'walk'. This is very realistic and you should be impressed, but just wait 'till it gallops and jumps! You will also see that your horse has started to move forwards on the course, and that a section of the starting line has begun to flash. Once you have crossed this line the time counter begins, and the first jump will start to flash if you jump any other fence, then something nasty happens to your horse.

You gain three faults for a refusal, and four faults for hitting a fence. It is best to jump forwards over the lower section (right in the middle) of the fence, though it is possible to jump across at an angle (but not recommended as this can cost you quite a few faults).

By now, I bet you're wondering — 'How do you jump?'. Well, this involves the graphics of your horse at the top of the screen. Once you get up to a gallop and head for a fence, you should see the fence approach your horse, at which point you must try to time your jump correctly. One other problem I found in the game is that the horse refuses too often, sometimes when it is only five feet from the fence (though I suppose this is like real life).

So, you must continue jumping until you reach the finish line and this, I can tell you, is no easy task. Avoiding wrong jumps and staying within the boundaries at the same time as trying to swing into the right position for the next jump is almost impossible at high speed, and so the overall effect is very realistic indeed.

The numerous courses mean that the game is always interesting to play, and I'm sure that many horse lovers will find this the perfect game, although I tend to think that it may be a little slow for those who like fast arcade games. Still, a good game.

Show Jump is produced for the 48K Spectrum and available for around £5.50.

POWERFUL AND INEXPENSIVE BUSINESS SOFTWARE FOR ZX81, T/S1000 and T/S1500 COMPUTERS

ZX-TEXT



A word processor is to a computer user what a typewriter is to a typist, except that the former has more advantages than the latter. ZX-Text can operate in 16-64K RAM providing from 1350 to 9000 words per document. It features 6 different options: write, read, edit, print, save and clear text. Text is written on a per-line basis with quick speed and with horizontal back-space and delete capabilities being available. You can also access the editor directly from write mode and vice-versa. Text can be proof-read on a per-line basis allowing for enough time to determine if any editing is needed. The text editor allows a line of text to be deleted, inserted, replaced and listed for editing. You may also change a word or expression within a line, stop or start text while it is scrolling up the screen, begin reading text from the first line of the file, re-enter write mode from the editor, return to the main-menu or create a window so that you can read-edit two files simultaneously. The print option takes text displayed in 30-column format on the screen and outputs to either the ZX/TS printer. (With Memotech's Centronics Parallel Interface 80-column and lower/higher - case output is possible.) Files may be saved on tape cassette with the use of one single command, or by the same token they can be erased from memory / storage so that the full capacity of the program can be used for other purposes such as composing letters, reports, articles, memos, standard forms, instructions, ads, graphs, telephone directory, lists of customers, members, friends...etc. Also copies of files are always less expensive and easier to run than using a photocopier. Other advantages are savings in time, paper, ink, correcting mistakes and adding afterthoughts more efficiently than doing them through either handwriting or using a typewriter.

\$11.95

ZX-CALC

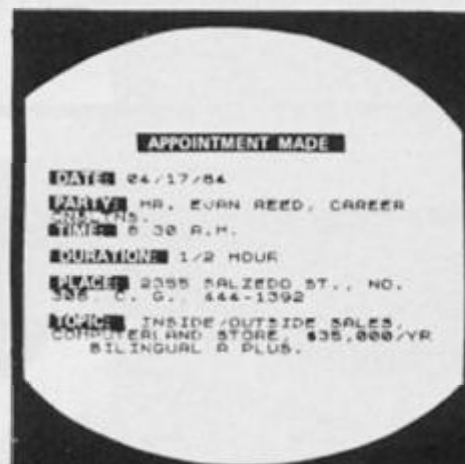


An electronic spreadsheet calculator is the fundamental basic tool for summarising, reporting and analyzing in matrix form any accounting, mathematical or scientific manipulation of numbers. ZX-Calc operates in 32-64K RAM and affords a maximum of 3360 characters / spreadsheet. The entire matrix consists of 15 columns (letters A-O) and 30 rows (numbers 1-30) with 8 characters / cell. Unlike other popular ESCs, ZX-Calc uses in calculations and within cells all 14 math functions on the ZX-81/TS1000. It offers a unique *SUM function that totals one or more rows / columns simultaneously. Parenthesis can be used within equations. There is no fixed limit on how many equations may be entered. Formulas may be stored in all 420 cells of the spreadsheet. The display affords 15 rows / columns. Loading of data into more than one cell can occur across / down one or more row / column simultaneously. With vertical windowing you can arrange a set of columns in any order, or practice using fixed-variable-alignment display formats. The menu offers 6 options: enter / erase, move, calculate, print, save and clear the spreadsheet. Enter / erase allows the entering, deletion or data alignment within a cell through the use of a mobile cursor. With the move option you may move around the entire spreadsheet to access any row, column or cell. The calculate option allows you to enter labels, values or formulas into a cell or write and enter equations that will act upon the data already within the spreadsheet. You can also enter bar graphs into a cell in this option. Absolute / relative replication, down / across a column / row, is also allowed by this option. Also this option allows the automatic calculation of the entire spreadsheet with one single command. Print allows you to output to either the ZX / TS printer the entire spreadsheet by column-sets and row-pages through use of the COPY command. The entire spreadsheet may be saved on cassette tape or you may clear all data from it or erase the program from RAM entirely. The most salient advantage provided by an ESC over specifically vertical applications software is that an ESC provides a reusable framework with which you can compose any specific financial model rather than just be limited to only one statically fixed format for storing, displaying and manipulating numerical data.

\$11.95

\$1.50 SHIPPING AND HANDLING / PROGRAM

ZX-CALENDAR



Time management is an important aspect of any serious business and personal agenda. Planning how to spend our time leaves us better prepared before and while we are spending it and we remain better organized after we finish spending it. ZX-Calendar operates in 16-64K RAM affording 30 appointments in 16K, 100 in 32K, 180 in 48K or 250 in 64K. Each appointment record holds a maximum of 220 characters. The main menu includes enter, search/check/sort, change, save, clear and print any and all appointments made on a specific date or with any party. Output to either the ZX/TS printer is permissible. This program will permit you to remember to do something or to be somewhere important by cataloging your answers to six questions that you must account for in order not to waste time when it is scarce: when, with whom, at what time, for how long, where and what are you going to discuss and conclude when you get together with someone else? The program lets you permanently originate, record, classify, search, sort, calculate, modify, summarize, obtain a written report and store your answers to the preceding questions so that you will not forget what you decide to do with your time. This program identifies your time according to when you are going to spend it and with whom you are going to share it. Through these forms of labeling appointments you are able to verify or modify how your time is budgeted without wasting ink, paper or more time trying to remember what you said to yourself or what someone else said to you or where you placed certain written messages that you now can't find. With this program you will know where you can find exactly what you need to know about where you want to and have to be, or where you have been, before you get and after you got there. Thus, ZX-Calendar will let you plan your time so that you will never have to worry about what is ahead or what came before, for you will always know, by using it, to never be caught astray by any time-frame.

\$11.95

A.F.R. SOFTWARE - 1605 Pennsylvania Avenue, No. 204 - Miami Beach, Florida 33139
DEALER INQUIRIES WELCOME **(305) 531-6464** FLORIDA RESIDENTS INCLUDE 5% Sale Tax

CHILD'S PLAY

We look at a special computer for the youngest members of the family



Frequently, a computer is introduced to the home by the children "persuading" their parents that it will help them with their education or future employment prospects. Just as frequently, the father does not need that much persuading and Mum eventually comes round to the invasion of yet another set of wires and leads into the home. Dad then begins to take an interest in computing himself, and experiments with programs, eventually buying himself a machine so that junior(s) will leave him alone and play the latest state-of-the-art arcade wonder elsewhere. Many Mums now secretly begin to try their hand on the little box, although usually when the bread is being won.

In many families there is still one person left out, and that person, from my own experience, can be volubly insistent that he/she gets a go on the 'puter. I am of course referring to the most junior member of the family, the child of 3-5.

The sophisticated high speed arcade games are unsuitable for such a child and, although there are some programs aimed at this age range, the younger child finds the multi-legend, upper case keyboard confusing. The

more capable parent may produce a program to allow some usage — I wrote a very simple one which allowed my child to type in letters and she quite happily sat there writing her name — but in most cases the time between the initial request and having the program ready will be too long and the child's interest will pass onto pastures new.

But now . . .

A computer which hit the market recently is, **MY TALKING COMPUTER** from MICRO-SPEECH LTD. This is a sturdy unit which uses a touchpad for input and a voice synthesizer for output. The whole thing has been very carefully designed and has a definite educational value as well as being fascinating for the child. The basic unit is £59.95, batteries or mains adaptor cost extra, and it has 21 programs which deal with reading and maths skills over a wide age range.

The spoken output is the best I've yet heard — a distinct female voice which is clear, understandable and friendly. There are sufficient inflexions to make it far more human than any others I've heard. This gives instructions, prompts, en-

couragement and corrections.

The touch sensitive keypad works in conjunction with a booklet of brightly coloured overlays which are laminated so that sticky finger marks can be washed off. These are used to select the program and RUN it ("Now press GO"). Also included is a plastic clock face with fully moveable hour and minute hands. All this is very solid and robust and will take a lot of hard wear.


Part of the impressive detail and thought which have gone into this product are the simple but essential "extras" such as the automatic 'off' switch, which activates if the computer has not been touched for a minute, so saving on batteries and the parents' time in forever checking that it has not been left on.

There are similar units, but these tend to suffer from being limited in their functions. My Talking Computer is expandable, and the first (of many, I hope!) module for it is now available. This provides another 120K of programs, five main programs divided into 17 'sub' programs, each with its own overlay, again in laminated booklet form. The module covers the topics such as Music, using colour coding, Sentence making, which provides a twenty word speech processor, Digital time, Talking alphabet, and Talking Colours and Shapes.

All in all, a wide variety of essential skills for young children, are presented in a fascinating and effective way. I can vouch for it from watching my own children and wife using it! (Oh all right, so I had a few goes as well).

The expansion module costs £17.95 and these units are obtainable at most larger stores.

If you have a child, then this "toy" will ensure many hours of peace for the older members of the family and the child cannot fail to benefit educationally. Unreservedly recommended! Interestingly, many schools are now equipping their BBC's with Concept keyboards and speech units — £600 to do what this machine does for £60.



MASTER MINDS.



PASS ALL THE QUESTIONS AND DISCOVER THE ANSWER...

■ If you can write original programs, convert from one machine to another and expect your rewards to equal your effort then you may be the person we are looking for.

■ We require programmers proficient in machine code on the Z80 series, 68000 series, 6809, and 6502/6510 processors. We require games, utilities and education programs on the Commodore 64, Spectrum, QL, Electron, BBC, Atari, Memotech, Dragon, Atmos and MSX computers.

■ In return we are offering the right person the opportunity to have their program released throughout Europe by Quicksilva Ltd and throughout the Americas by Quicksilva Inc., plus the financial security that only we can offer and

the opportunity to join the greatest team in the Universe!

■ If you want to be associated with the top software house then phone Paul on the hotline today, it may be the start of a great future!

Software Houses

■ Let us take away your problems and give you the opportunity to get back to programming.

■ Quicksilva can provide the financial security, production, promotion, marketing and distribution for all your needs.

■ For a frank discussion, in the strictest confidence, phone Rod Cousens today on (0703) 26515.

QUICKSILVA

We have all the answers.

Quicksilva Limited

Palmerston Park House, 13 Palmerston Road, Southampton Hampshire SO1 1LL

Legend of the Century

Century Software, part of Century Communications which in turn is a division of Century Publishing Co., have released the most impressive looking package for the 48K Spectrum that I have seen so far! In a large library case type plastic box comes Legend, the game and the book. The cost for the complete set is £14.95 and of that the book has a price of £2.95. A colourful map and a leaflet of instructions are also supplied.

The novel, so Century assure me, is in its fourth printing so it seems unfair that you have to buy the book again if you've already got it, just to get the game.

I was able to sit down one night to read this tome and I must admit that I enjoyed it, it's a "sword and sorcery" novel with overtones of the Alamo and King Arthur, but very well written

with good characters and a compulsive plot. It is however, full of blood and guts and may not be everyone's idea of wholesome reading! The game is actually two programs, and viewed in this light it seems less expensive. The first part is an interesting mix of multiple choice adventure and the classic problem solving adventure. Also within this section is a graphic combat sequence (all opponents look strangely similar) which needs fast reactions and skill to survive, and an arcade sequence which is reasonable.

The text is quite verbose, and I found it successfully recreated the atmosphere of the book, although the action does not necessarily follow the original plot. Some of the problems were rather irritating. The second section, which can be played independently, is a strategic simulation and it's not easy at all! I liked it and wish I had more time to discover the subtleties of playing this game.

Eureka = £25,000

From Domark comes Eureka, five games in one package, each consisting of a simple, but not so easy, arcade style game followed by a full blooded adventure game. The graphics in the adventure game are very good indeed, and it is very difficult. Well, it would have to be with £25,000 at stake wouldn't it?

The five sections represent

five historical time periods; Prehistoric, Roman, Celtic, War-time Germany and Modern Caribbean and you have to collect a piece of a talisman from each. The accompanying booklet is beautifully illustrated and, all in all, at first impression, this is a well produced set of programs which is worth the money to experienced adventurers, even without the prize.

Eureka is £14.95 from most stores.



Frankie all at sea

Anyone standing in front of Ocean must feel a bit like King Canute — there's no stopping them! Ocean recently bought the sole rights to a major portion of the assets of Imagine, the software company who shone brightly and briefly before burning themselves out. The Name, Logo and trading style are included in this deal, and a little bird tells me that eight of the programmers from Imagine have been working on a contract basis to produce "Gift from the Gods" a brilliant animated strategy/adventure game which I had a quick look at and found very impressive. "Match Day" is probably one of the best arcade versions of football for the Spectrum, allowing from one to eight players and joystick operation. We'll get our reviewer to

look at it in detail for the next issue.

But to our headline, Ocean have concluded yet another deal, this time with Island records and ZTT. These are the main producers of the band "Frankie Goes To Hollywood" (What do you mean, never heard of them — Relax!). So, soon we'll be seeing them on our screen, I wonder if they'll manage to get some of their controversial ideas over in the game? I must consult Mike Read.


ACTIVITY FROM ACTIVISION

After seeing much advertising we received the latest from this experienced company. Space Shuttle is an unusual variation on the flight simulation theme, as such it demands a great deal of patience, practice and skill. If you can land your plane blindfold on one of the other simulator programs, then give this one a whirl at £7.99.

Beamrider is a fairly standard "zap the aliens" program and didn't really get the adrenalin going, but if you are a fan of this kind of program then it is one worth considering at £7.99.

Pitfall II took my fancy, it's a graphic arcade adventure game which is very addictive, has good graphics and is very playable. £8.99.

The Pencil looks interesting, a graphics and music language which has traces of LOGO in it, however it is worth looking at more closely and I'll get some-



one to review it right away! Our copy of their smash success "Ghostbusters" seems to have gone astray but we'll try and get

a copy from somewhere. All I can do here is recommend that you try it out at your local purveyor of programs.



SOFTWARE NEWS

IN BRIEF

- An unusual, clever and addictive arcade game called Lazy Jones has emerged from Terminal Software at £6.95. Try it out at your local.
- Spiderman from Scott Adams has arrived. Hulk was received with mixed comments, Adventure International have probably got another winner on their hands though. We've sent it on to our reviewer for his opinion.



- Can't afford a microdrive? Fed up with long loading times? Try Quickload from Forais Software, nicely documented and works on around 70%-80% of commercial software. For Example, The Hobbit will load in 2 mins. £4.95 from Data View, 32 Gladstone Rd. Hockley, Essex SS5 4BT.

- Hewson Consultants has released Heathrow International, Air Traffic Control. This consists of two programs, an enhanced version of their best seller and a similar simulation of Holland's Schiphol Airport. All for £7.95.
- 3D Starstrike from Realtime Software is a graphically stunning "zap em" game, one of the best! £5.95 from Prospect House, 32 Sovereign St. Leeds LS1 4BJ.
- Schooldaze is a must for your collection, watch it climb the charts! Marketed by Microsphere who produce litte, but all of a high standard. £5.95.
- CP Software, 10 Alexandra Rd. Harrogate HG1 5JS, a very well respected company, announce the latest, upgraded version of their Chess (3.5) and Bridge Player (2) programs. Both cost £9.95 from the above address.
- Mini Office from Database Publications provides a four program business tape for the amazing price of £5.95. This consists of a Wordprocessor, Database, Spreadsheet and graph and we'll get a full review on what looks a good deal ASAP.
- Hisoft have improved their Ultrakit program with the addition of a tape header reader, RUN time facilities and full compatibility with all peripherals. £9.45 from Hisoft, 180 High St. North, Dunstable LU6 1AT.
- Softstone have a range of good quality programs at a good price, Turtle Timewarp, Odyssey 1 and Force fighter cost £2.50 each.
- DK'Tronics should have gotten their Popeye program off the ground by now, and I fully expect it to be up to the same high standard as most of their other products. £5.95.
- Cheetahsoft have reduced the prices of their software to £3.50 from the usual Spectrum price. Our reviewer commented that this was about the right price and now represented good value for money.
- If you go to the Earl's Court Boat Show this year look up Eric Hutchinson who has written a couple of programs for us and has now turned his hobby into a business.
Cruisaid is his product and he recommends all owners keep at it, the benefits are there to be reaped. We wish him well.
- Look out for "The Fourth Protocol" based on F Forsyth's best selling book and published by HCP. It could be good if it lives up to its publicity.
- Only ONE ZX81 program released in the last couple of months, but it's a must for all owners as it is yet another Hi-res masterpiece from Software Farm.
Z-XTRICATOR is in the classic space zap mould but is one of the best you'll get for the ZX81, and costs £5.95. Software Farm is at 155 Whiteladies Rd. Clifton, Bristol BS8 2RG.
Don't forget, they also run a ZX81 Software Club complete with a very informative newsletter, so drop them a line.
- Come on ZX81 programmers or software houses marketing tapes, let's have them and we'll review them!
- Gilsoft, the people who gave the adventuring world the excellent Quill adventure writing utility, have now released The Illustrator. This is a graphics utility which adds graphics to the previously text-only programs produced by The Quill.
In addition, Gilsofts Gold Collection of Quilled adventures has been reduced in price to £1.99 putting them all into the budget software category, and making them very good value.
- More adventure news . . . Eight Day Software, whose range of budget-priced Quilled adventures was well received, is to be rereleased as graphic adventures (presumably using the aforementioned Illustrator), and there are to be two new additions to the range.


Why wait any longer?

Upgrade your 16K ZX SPECTRUM Now!

The CHEETAH 32K RAMPACK simply plugs into the user port at the rear of your computer and increases the memory instantly to 48K.

- ★ Fully compatible with all SINCLAIR accessories via rear edge connector
- ★ NO NEED TO OPEN COMPUTER AND INVALIDATE GUARANTEE
- ★ Why send your computer away and wait weeks for upgrade
- ★ Fully cased tested and guaranteed.

only £39.95
including VAT and P&P.



Now make your Spectrum and ZX-81 Talk Compatible with Interface I & II

The Cheetah "SWEET TALKER" just plugs into the back of the computer using the existing power supply. Based on an allophone system you can easily program any word sentence or phrase. Fully cased, tested guaranteed and compatible with all SINCLAIR accessories via rear edge connector. Complete with demonstration cassette and full instructions.

No more lonely nights!

Simply incredible at **£29.75**

(Please quote when ordering whether Spectrum or ZX81 owner)

16K RAM Pack for ZX-81 **£19.75**
64K RAM Pack for ZX-81 **£44.75**

Prices include VAT, postage & packing. Delivery normally 14 days. Export orders at no extra cost.

Dealer enquiries welcome

Cheetah, products available from branches of

John Menzies *Boys* **WHSMITH** **Rumbelows**

and all good computer stores

Cheetah

Marketing



Cheetah Marketing Ltd, 24 Ray Street,
London EC1R 3DJ. Tel: 01 833 4909.
Telex: 8954958.

DEPT ZX

THE AGE OF THE R.A.T



CONVENTIONAL JOYSTICKS ARE DEAD!

The Cheetah **Remote Action Transmitter** is the most sophisticated computer controller available.

It has these features:



- Infra Red transmission – so there are no leads trailing across the living room. Just sit back in your chair up to 30 feet from your machine.
- Touch control – no moving parts, extremely fast, long life.
- No extra software required.
- Can be used with all Cheetah RAT/Kempston compatible software.
- Fits comfortably in your hand for long play periods.
- Comes complete with receiver/interface unit which simply plugs into the rear of your Spectrum.
- Compatible with all Sinclair/Cheetah peripherals via the rear edge connector.

Simply incredible at £29.95 including VAT and p & p.

Dealer enquiries welcome. Export orders at no extra cost.

Send cheque/p.o now to:
Cheetah Marketing Ltd. (Dept. ZX), 24 Ray Street, London EC1R 3DJ. phone 01-833 4909

Cheetah products are also available from branches of

John Menzies  **WHSMITH**  **Rumbelows**
and all good computer shops.



AREAS

A suite of programs which can be used for any Sinclair computer, devised by Ian Howland and Damian Clay of Avon.

These programs are a suite, either to be put individually into a 1K ZX81, or to be put in together with the menu in a 16K ZX81 or Spectrum. Each program, with your measurements will work out the area of the following shapes:

-
- 1 SQUARE/RECTANGLE
 - 2 TRIANGLE
 - 3 CIRCLE
 - 4 SEMICIRCLE
 - 5 RING
-

Each program follows the same

pattern. First the screen clears and then asks for the first measurement, it then displays the measurement given and the programs:- SQUARE/RECTANGLE, TRIANGLE and RING ask for a second measurement.

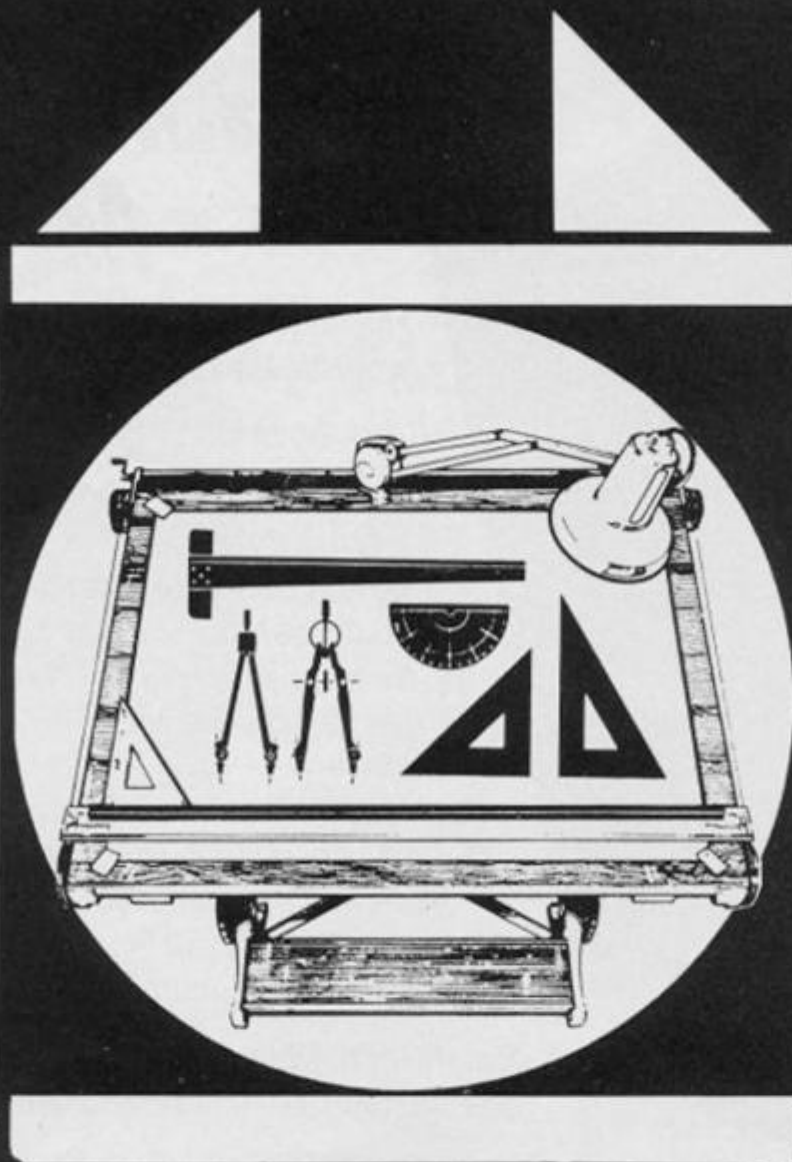
Once all the measurements

have been entered and verified, the screen is cleared and the formulae displayed. The computer then works out the answer and displays it. If you use the menu and all of the programs, then change each set of lines which say:-

```
PRINT AT 15.5:"HIT A KEY TO
CONTINUE"
PAUSE 4E4
GOTO (1000)(2000)(3000)
(4000)(5000) (depending on
which routine it is in)
```

Alter these lines to:

```
"PRESS C TO CARRY ON OR M
FOR MENU"
G$ = INKEY$
IF G$ = "M" THEN RETURN
IF G$ = "C" THEN GOTO
(1000)(2000)(3000)(4000)
(5000) (as appropriate)
GOTO (3 lines back)
```




```

1000 CLS
1010 PRINT "INPUT THE LENGTH: ";
1020 INPUT L
1030 PRINT L
1040 PRINT "INPUT THE BREADTH: "
;
1050 INPUT B
1060 PRINT B
1061 PRINT AT 4,5;"IS THIS CORRE
CT? (Y/N)"
1062 IF INKEY$="N" THEN GOTO 100
0
1063 IF INKEY$<>"Y" THEN GOTO 10
62
1065 CLS
1067 PRINT "FORMULAE FOR THE ARE
A OF A","SQUARE/RECTANGLE IS:","
(LENGTHXBREADTH)"
1068 PRINT
1070 LET A=L*B
1080 PRINT "SQUARE/RECTANGLE","
LENGTH ";L;TAB 0;"BREADTH ";B;TA
B 0;"AREA ";A
1085 PRINT AT 15,5;"HIT A KEY TO
CONTINUE"
1090 PAUSE 4E4
1100 GOTO 1000
    
```

Program 1

```

2000 CLS
2010 PRINT "INPUT THE HEIGHT: ";
2020 INPUT H
2030 PRINT H
2040 PRINT "INPUT THE BASE: ";
2050 INPUT B
2060 PRINT B
2061 PRINT AT 4,5;"IS THIS CORRE
CT? (Y/N)"
2062 IF INKEY$="N" THEN GOTO 200
0
2063 IF INKEY$<>"Y" THEN GOTO 20
62
2065 CLS
2067 PRINT "FORMULAE FOR THE ARE
A OF A","TRIANGLE IS (BASE X HEI
GHT)/2"
2068 PRINT
2070 LET A=H*B/2
2080 PRINT "TRIANGLE","HEIGHT
";H;TAB 0;"BASE ";B;TAB 0;"AREA=
";A
2085 PRINT AT 15,5;"HIT A KEY TO
CONTINUE"
2090 PAUSE 4E4
2100 GOTO 2000
    
```

Program 2

```

3000 CLS
3010 PRINT "INPUT THE RADIUS: ";
3020 INPUT R
3030 PRINT R
3040 PRINT AT 4,5;"IS THIS CORRE
CT? (Y/N)"
3050 IF INKEY$="N" THEN GOTO 300
0
3060 IF INKEY$<>"Y" THEN GOTO 30
50
3070 CLS
3080 PRINT "FORMULAE FOR THE ARE
A OF A","CIRCLE IS:","(PI X (R
ADIUS X RADIUS))"
3090 PRINT
3091 LET A=PI*(R**2)
3092 PRINT "CIRCLE","RADIUS ";
R;TAB 0;"PI ";PI;TAB 0;"AREA ";A
3093 PRINT AT 15,5;"HIT A KEY T
O CONTINUE"
3094 PAUSE 4E4
3100 GOTO 3000
    
```

Program 3

```

4000 CLS
4010 PRINT "INPUT THE RADIUS: ";
4020 INPUT R
4030 PRINT R
4040 PRINT AT 4,5;"IS THIS CORRE
CT? (Y/N)"
4050 IF INKEY$="N" THEN GOTO 400
0
4060 IF INKEY$<>"Y" THEN GOTO 40
50
4070 CLS
4080 PRINT "FORMULAE FOR THE ARE
A OF A","SEMICIRCLE IS:","(PI X
(RADIUS X RADIUS)/2)"
4090 PRINT
4091 LET A=PI*(R**2)/2
4092 PRINT "SEMICIRCLE","RADIU
S ";R;TAB 0;"PI ";PI;TAB 0;"AREA
";A
4093 PRINT AT 15,5;"HIT A KEY T
O CONTINUE"
4094 PAUSE 4E4
4100 GOTO 4000
    
```

Program 4

```

5000 CLS
5010 PRINT "INPUT OUTSIDE RADIUS
"
;
5020 INPUT O
5030 PRINT O
5040 PRINT "INPUT INSIDE RADIUS:
"
;
5050 INPUT I
5060 PRINT I
5062 IF O<=I THEN PRINT "THE RIN
G DOES NOT EXIST"
5064 IF O<=I THEN GOTO 10
5070 PRINT AT 4,5;"IS THIS CORRE
CT? (Y/N)"
5072 IF INKEY$="N" THEN GOTO 500
0
5073 IF INKEY$<>"Y" THEN GOTO 50
72
5075 CLS
5077 PRINT "FORMULAE FOR THE ARE
A OF A RING: (PI*(OUTER RAD.*OUTE
R RAD.) - (PI*(INNER RAD.*INNE
R RAD.))"
5080 LET B=O**2
5081 LET C=I**2
5082 LET A=PI*(B-C)
5090 PRINT "RING","OUTSIDE R
ADIUS ";O;TAB 0;"INSIDE RADIUS "
;I;TAB 0;"AREA=";A
5095 PRINT AT 15,5;"HIT A KEY TO
CONTINUE"
5097 PAUSE 4E4
9100 GOTO 5000
    
```

Program 5


```

2 CLS
3 PRINT AT 1,7;"THE AREA OF A
"
;
5 PRINT AT 3,5;"SQUARE/RECTAN
GLE
(1)"
10 PRINT AT 5,5;"TRIANGLE
(2)"
20 PRINT AT 7,5;"CIRCLE
(3)"
30 PRINT AT 9,5;"SEMICIRCLE
(4)"
40 PRINT AT 11,5;"RING
(5)"
50 PRINT AT 13,5;"PLEASE CHOOSE
E 1 TO 5"
60 LET G$=INKEY$
70 IF G$="" OR G$<"1" OR G$>"5
" THEN GO TO 60
80 GO SUB VAL G$*1000
90 GO TO 2
    
```

Menu Program

STARCADE

SAVAGE POND



©1984

Awesome *in its conception*

Brilliant *in its depiction*

Dynamic *in its execution*


The world you are about to enter bears no resemblance to any arena you ever encountered before. Weapons are of no avail in this small habitat.

The only sources of protection at your disposal are quick wits and fast reflexes. The only reward is to survive against monsters of unbelievable ferocity and cunning, and to avoid hazards more perilous and deadly than any you might find on a trip through the outer universe. This is the real world, populated by the creatures of our own inner universe, where nature is red in tooth and claw. Brace yourself now, and come with Starcade into the still water and deceptive calm of the SAVAGE POND.

COMMODORE, ATARI, BBC/ELECTRON (£8.95 each)

On disc for COMMODORE, ATARI, BBC/ELECTRON (£10.95 each)

Now available for SPECTRUM (£7.95) *From Boots and all leading retailers*



Up Up and Away

COMMODORE, ATARI, BBC
(£8.95 each)


On disc for COMMODORE, ATARI,
BBC (£10.95 each)

STARCADE



produced by
ARGUS PRESS SOFTWARE
No 1 Golden Square, London W1R 3AB
Telephone: 01 437 0626

Meet the Gang!



“Everyone’s a Wally”

1ST EVER MULTI-ROLE ARCADE ADVENTURE

Includes Hit Single on reverse “Everyone’s A Wally” performed by Mike Berry

Spectrum 48K £9.95

Commodore 64 £9.95

Available shortly on Amstrad CPC 464

MIKRO-GEN

44 The Broadway, Bracknell, Berks. 0344 427317

Tasword meets the FX80

In which John Wase explains how he uses a Spectrum, Tasword Two and an Epson FX80 in writing scientific articles containing chemical formulae, Greek letters and latin-italic names.

Ectamen nedue enim haec movere potest appetit anim ned ullam habet ictum pellat peccage eronylar at ille pellit sensar luptae epicur semper hoc ut provert povultan. For natura expeting ea in motuon sit et parvos ad se alliciat et staidy non illa stabil in tant in estnian doler, non solud in indutial genelation. What gitur convente ab alia dicert rate Ectamen nedue enim haec movere potest appetit anim ned ullam habet ictum pellat peccage eronylar at ille pellit sensar luptae epicur semper hoc ut provert povultan. For natura expeting ea in motuon sit et parvos ad se alliciat et staidy non illa stabil in tant in estnian doler, non solud in indutial genelation. What gitur convente ab alia dicert rate

... Eventually, my research student bought a BBC micro. He kept all his experimental data on cassette and afterwards did the whole of his PhD thesis, (a monumental volume), using


Wordwise and an MX80... But perhaps I'd better begin at the beginning...

I lecture in the Biochemical Engineering Section of the Chemical Engineering Depart-

ment of Birmingham University, where there are pretty extensive computational facilities, (which, I confess, I rarely use). Although my postgraduate student (from another University) arrived with

virtually no knowledge of computing, he rapidly became computer-literate. He then bought his own BBC and, subsequently, an Epson MX80. A little after this, I acquired a 48K ZX Spectrum, and I often used to get my leg pulled by young Nick, my postgrad., about how much better his set-up was than mine, proof being provided in the form of many pages of thesis in dot-matrix draft, (just as well; his writing was always dreadful). Now, I write a fair number of scientific articles for publication in learned journals, this writing often being done at home and the advantages of having my own word-processing facilities were being made painfully obvious by my student. In addition, his conviction that he had been able to put one over me with his installion so irked me that I began to try to find out just what I could do with a Spectrum.

The first question concerned the Spectrum itself. Had it the capability? "Yes, but..." said my learned common-room colleagues. "It can do the job; it has plenty of available RAM, but its squidgy rubber buttons are no good for touch typing. It's really a games machine..." Well, I



had a vague idea that professional keyboards could be obtained, although at the time I had no idea of the difficulties that would be encountered. (Because of his, keyboards are going to be dealt with in a separate article). In any case I was probably committed by this time, for I had already started to answer the next question. This concerned the program I should choose. Of the word processing packages available, Tasword, and subsequently Tasword Two, received unstinted praise in a range of reviews. So Tasword Two was duly obtained.

The next necessity was a printer, which had to be able to cope with scientific reports of the worst possible type as far as printing is concerned. Our research often involves the growth of a yeast, mould, or bacterial strain, all of which have to be correctly cited by a pseudo-latin name, (just like the botanical name of a plant), inserted willy-nilly into the text, in italics. Printing of chemical formulae is frequently necessary to describe accurately the materials used. Physical analysis of equipment often demand the printing of equations with mathematical/Greek symbols. Methods of citing references differ between journals, so it is essential that a word processor can change, say, a system of citing authors in the text to one involving numbering, (perhaps in square brackets, or even by the use of numbers superscript). All of these constraints suggested the use of a good quality dot matrix printer, rather than the daisy-wheel type; this also has the advantage of a range of standard typefaces. In the end, I plumped for the Epson FX80. This differs from the RX80 in three main respects. First, it is dearer. Secondly, the print speed is a little faster, and third, it has an internal RAM which can either act as an enhanced buffer, or alternatively can be used for downloading the character set which the FX80 holds in its ROM; this duplicate set, now in RAM, can then, in theory, be modified by the user to provide Greek letters, mathematical symbols or whatever else you like. For the Spectrum this is not altogether straightforward, and the procedure will therefore be described in this article in detail: The ESCape codes might differ for other makes of printers, but the general principles remain the same.

Finally, an interface was necessary. The reader probably

already knows that there are two sorts of interfaces in general use: the centronics or parallel type in which the information is transmitted in parallel down the familiar ribbon cable, and the RS232 or serial type in which the information is all transmitted down a single line. Sinclair's Interface 1 is of the latter type, but its purchase would have committed me to a corresponding RS232 interface in the printer. Epsos come with centronics as standard and RS232 available at extra cost. Sinclair's Interface 1 is also quite pricey; not surprising in view of the fact that it has the additional circuitry to control microdrives. I had no wish to commit myself to microdrives, (which are totally dedicated to the Spectrum), for I had already decided to get, as far as possible, good quality peripherals which could still be used if the central computer was changed. My rationale with storage devices was, therefore, to be patient until a suitable disc system came along (more of this in a later article). So I avoided Interface 1 altogether and instead chose a centronics interface. Reports at that time suggested that the Kempston was the most popular, and so, like our Editor, that's the one I got — the bog-basis sort with a tape of driver software and no on-board EPROM, for these were not yet available (probably fortunately, see later). And there I was, ready to go.

Testing Tasword

For those who have not yet tried this program, let me start with the good news; it's excellent. By redefining the character set on an 8 x 8 pixel matrix, the standard 32 line display is replaced by a 64 column screen, all ready to receive typing. Almost everything the reviewers say is true. It's easy to use, very user-friendly and the 64 character screen is perfectly easy to read. So what are the problems?

Well, the best way I can deal with these is to go through them, one by one. Tasword is easy enough to adapt to the Kempston interface by loading, entering Basic, executing a number of POKes and then saving the result; I could then type in the text, execute STOP, and the menu of choices for printing a page would come up. And this is where the first real snags started to crop up. Tasword comes, as you probably know, with counters for the 320 lines and 64 columns, and with word-

wrap and right-justify. Word-wrap simply means that if a word is too long to fit on the line, the whole word is transferred to the start of the next line. The right-justify facility then pads out the line with extra spaces so that the last letter of the last word ends in column 64, (if the full width is being used). Tasword is carefully idiot-proofed to recognise full stops, and will jump to a new line after a punctuation mark. This means that it will split a decimal number quite cheerfully. This is not catastrophic, but needs watching. However, a more abstruse problem was occasioned by insertion of italics in the text. Try typing "The test organism was *Saccharomyces cerevisiae*," (a yeast, to the uninitiated), in the middle of some text and see what happens. If the words are in the middle of a line, this is then printed out two spaces short of justification. Calamity... The problem clearly arises because the printer control codes, shown by Sinclair's graphics symbols, have to be visible on the screen. They thus occupy space. The program cleverly removes them and adds them as spaces at the end of the line.

So, this was a problem. I thought perhaps I might get round it by redefining the printer control codes. Unfortunately, I'm a bit dumb, and the Epson FX80 manual is written for someone who already knows what he's about: everything's there if you can understand it. I couldn't.


So, I dropped a line to Tasman to ask about the lack of justification and to ask for a sample control code definition; I asked for a superscript. Their reply was prompt and to the point; "Superscript mode on is ESC S (0)₀, so define a graphics symbol to be 27 83 0." I looked in the Epson manual and found that the expression for the superscript mode setting was CHR\$(27); 'S' CHR\$(0);. Given that the ASCII code for S is 83, the thing is obvious. Their other suggestion; "Define a space with the graphic" worked well with pseudo-latin until, when I reformed a paragraph, the latin name happened to start a line, when of course, there was an additional space. The way around this problem was to sacrifice another graphics facility — this time shifted 6, replacing double-strike with double-space, (32,32). I thought the printer might object, but no. The text is typed, a rough copy is made, the material is discussed and revised, and at the end of it

all, appropriate double spaces or pads are inserted before printing. Works like a charm!

By this time I was so confident that I decided to have a go at subscript and superscript printing. The code for superscript was translated from the Epson manual to decimal as 27 83 0; that for subscript as 27 83 1; and that for cancel as 27 84 in each case. These went on graphics 8 and 7, instead of elite and proportional typefaces. This, in turn, gave me a number of problems. Things like °C usually worked out without difficulty; (note that capital 'o' gives a far better degree sign); but when I got to formulae, then I really started getting into difficulties. Fundamentally, Tasword's use of the graphics symbols as control codes distorts the "what you see is what you print" ideal, in that they are removed to the end of the line, after the page has been displayed, but before it has been printed. Chemical formulae need so many control codes that there is a large gap at the end of the line to be filled. So, graphics 6 unshifted was rapidly redefined as a triple space. As the example shows, formulae such as sodium molybdate *can* be printed. The spaces between the words get rather large, but not unacceptably so. Even reasonably simple equations can be printed out without too much difficulty.

Of course, the redefinition of so many control keys limits some of the other things that one can do, but it is possible to have several versions of Tasword Two, and use them sequentially. (I normally use two). For certain applications, such as when you have an equation where one side, (something over something else), equals a single cypher, half line spacings are necessary; it is easier to do this directly from the BASIC. This control code limitation is the only difficulty I have experienced in a program which is exceptionally user friendly, and which offers so many facilities at such a low price. Let's face it, the professional typists in our office use a program which costs more than twenty times the price of Tasword, but which offers little more; just look at what it can do!

In the next issue I'll be going into detail on how to make the printer produce those special characters that are never in the predefined selection but usually become essential. Although I will concentrate on scientific formulae, the method will be the same for all applications.



'Calling all whizz kids – my CLEVER CLOGS games are the ultimate challenge!'

These exciting games of skill and chance are the combined work of real life 'Clever Clogs' and their teachers to give you whizz kids the ultimate challenge in computer games that really make learning fun.

Exciting graphics, a wide choice of 'difficulty' levels, plus supplementary knowledge packs for several games in the range make Clever Clogs Britain's best buy in early learning software.

Starting with 'Party Time' for Age 3+, the Clever Clogs range brings a new approach to learning for whizz kids of all ages. And if you join the Clever Clogs Club you'll automatically be eligible for many money-saving special offers.

Selected titles available at W H Smith, Menzies and other leading retailers.

CLEVER CLOGS early learning games

produced by
ARGUS PRESS SOFTWARE
1 Golden Square, London W1R 3AB
Telephone: 01 437 0626



Supplementary Knowledge Pack
SCIENCE
Challenge your whizz kids with 800 science questions

Supplementary Knowledge Pack
THE ARTS
800 first steps into Music, Poetry, Painting, Dance, Theatre and English Literature

STAR TRUCKER
for age 5+
Hyperspace hides no fears for whizzkids who get the answers right.

PARTY TIME
for age 3+
5 different games and increased difficulty options teaching letters and numbers the fun way.

JUNGLE JUMBLE
for age 5+
You've never seen a zoo like this one – a laugh each time with 2 different games and increased difficulty options.

WHIZZ QUIZ
for age 7+
A real challenge to today's whizzkids with increased difficulty options.

BLOCKBUSTER
for age 7+
The puzzle with a million billion variations. Can your whizz kid find the answer?

SHIPSAPES
for age 3+
See and understand SHAPES with 5 great games.

MUSIC
for age 7+
A suite of musical games to encourage budding Beethovens.

SAM SAFETY
for age 5+
Teach adventurous Sam roadsense and guide him safely home.


Spectrum £7.95, BBC and Commodore 64 £8.95,
Supplementary Knowledge Packs £5.95.

PAUL McCARTNEY'S

*Give my
regards
to*

BROAD STREET

When the
music stops,
the mystery
begins...



MIND GAMES

COMMODORE 64 - £7.99



© 1985



Across The Pond

Telecomputing across the U.S. by Mark L. Fendrick

One of the most eagerly awaited add-ons for the Timex/Sinclair computers was the modem. Timex had announced a modem that was scheduled for release in November of 1983, which was to be compatible with both the T/S 1000/1500 (ZX-81) and T/S 2068. This was dubbed the T/S 2050 Telecommunications Modem. Unfortunately, Timex went out of the computer market before they received the first shipment. After a short delay, Westridge Communications, a division of Anchor Automation, released the modem that they were producing for Timex, and the Timex/Sinclair 2050 is now known as the Westridge 2050. The cassette that comes with the modem (SMART TERMINAL I) has the T/S 1000/1500 software on one side, and the T/S 2068 software on the other. An advanced version of this software, called SMART TERMINAL II, allows for the storage of up to fourteen telephone numbers with log-on instructions, and the ability to upload and download. It attaches to either computer via a 12 inch RS232C cable which ends in a Timex interface (built in) which then connects to the edge expansion bus. The connector is of the piggy-back type so that other peripherals may be added. The set-up for both computers is identical, with only the software differing. The modem connects to Ma Bell's (the American version of BT) equipment directly, and has a phone jack built in so that you may connect a telephone to your modem, although that is not necessary. In fact, you do not need a telephone at all. Set-up of the modem takes just a moment and you are ready to go. A second modem is available from the Byte-Back Company (Rt. 3, Box 147, Brodie Rd., Leesville, SC 29070; (803) 532-5812) who introduced the first modem ever available for the T/S 1000. Their current offering is compatible with all modems.

Bulletin Board

Once you are set-up, what can you do? There are a number of private Bulletin Boards run by computer enthusiasts for the



purpose of giving people a place to get to know others with similar interests. A number of these Bulletin Boards (BBS's) are specialised boards that cater to either a particular micro or other interest. Many of these offer a place to send and receive messages to and from the other users, a section to upload (send) or download (receive) programs and/or text, or any other type of section that the SYSOP (SYStem OPERator) can think of. Best of all, there is no charge for the time you spend online, except those which are levied by the telephone company for a regular call. A number of BBS's exist which contain sub-boards dedicated to the Timex/Sinclair computers, and there is even one that is entirely devoted to our micros. This is run by ZEBRA SYSTEMS, Inc. of Woodhaven, New York. ZEBRA SYSTEMS is a company which develops and sells software and hardware for the T/S computers. This is a place where all T/S owners can log-on and discuss their successes and ask any questions they may have about using their equipment. There are sub-boards for each of the T/S computers as well as a sub-board on telecommunications. ZEBRA BBS also has two Sinclair newsletters that may be accessed. In addition, there is a Merchandise section where you can browse through ZEBRA's catalogue, and even place an order while you are online. The number of this BBS is (718) 296-2229.

MCI Mail

How about sending your mail directly from your computer room? There are a number of services that allow you to do this, even if the recipient does not have a computer. The most comprehensive of these is known as MCI MAIL. Here too, there is no charge for online time, but you pay for the messages sent, depending on the type of communication. If the person you are sending the mail to has a computer (or terminal), and is registered on MCI MAIL, you can send an electronic message of up to 7500 characters (about 3 typewritten pages) for a fee of only \$1.00.

This message is transmitted instantaneously and will appear in the recipient's INBOX the next time he signs on. (Registration on MCI is free-call (800) MCI-2255.) If you want to send a letter to someone who is not registered, you can send a first class letter of the same 7500 characters for only \$2.00. This letter is laser printed at an MCI facility near the letter's destination, and put into the U.S. mail. Your letter may even be printed on your own letterhead with your signature. For an additional fee you can have either overnight delivery or four hour delivery. Additionally, your registration on MCI mail gives you your own telex facilities. This gives you the ability to quickly send messages all over the world. My communications with Ray at ZX COMPUTING have been by Telex, as have been the contacts, I have had with many vendors in the U.K. To reach me via telex, my number is: 6502163495 MCI. My U.S. readers may reach me on MCI by name. (The day I finished writing this column, MCI announced that in January of 1985 all of their services will be available to and from over 40 countries, so many of you will be able to sign up and contact me directly.)

Online services

Like your PRESTEL, we have a number of commercial online services which can be accessed via a modem. Unlike PRESTEL, these services are monochrome without graphics. Almost every day new ones are announced, but the two major ones are THE SOURCE and COMPUSERVE. Both require an initial sign-on fee, and have an hourly charge. (The Westridge modem comes with a waiver of the initial \$100.00 sign-on fee for THE SOURCE.) For each you are issued an ID number and password.

One of the most popular features of both services is the electronic user-to-user mail. On THE SOURCE you can even create mailing lists so that a single message may be sent to numerous people at one time. This is the manner in which the newsletter of the Sinclair Information Network is "mailed". Messages may even be sent which require the entry of a prearranged security code before they may be read.

On COMPUSERVE, there is a feature which is called CB. Sixty channels simulate the use of a citizens band radio, where dozens of people can get together to converse in real-

time. It does tend to get a little confusing for the first time user, but can prove interesting once you get the knack of it.

Another very popular feature of COMPUSERVE is the Forum or Special Interest Groups (SIG). Here, users with similar interests can get together and discuss the subject. The Forums have three main areas. The first is a bulletin board section where messages can be left, read by all, and responded to. The second area is a data base where files (text or programs) may be uploaded and downloaded. The third section is the conference area where regularly scheduled get togethers take place. Often,

a guest "speaker" is invited to take part. Such as Forum exists for the benefit of Sinclair users, and each Wednesday night there is a conference of Timex and Sinclair users. To access this Forum, type GO CEM 450 at any system prompt.

The counterpart on THE SOURCE is called Participate. You access this by typing PARTI at the system prompt. There is only a message base, without any data base or conference area, but there are hundreds of organised discussions. There is one titled Sinclair Info Net which is open to all who want to join.

Both services contain full up



to the minute stock market reports, airline schedules, employment services, newswires, weather reports, and of course, games. I may be contacted either on THE SOURCE (BCA632) or COMPUSERVE (74216,1245). I look forward to hearing from you.

Software

In the continuing search for new resources for software that is compatible with our computers, let me say that many dealers in the U.K. have heard our cry and are responding. I will try to keep you informed of the results of that search in each of these reports.

Although the market has dried up in the U.S. when it comes to T/S 1000/1500 software, such is not the case in the home of Sinclair Research. I have seen a number of fine ZX-81 programs which will work on the T/S 1000/1500. One such cassette comes from Cascade Games Limited (Suite 4; 1-3 Haywra Crescent, Harrogate, North Yorkshire, HG1 5BG, England). They produce a package of 50 games on one tape, and there is a version for both the ZX-81 and Spectrum. Each tape contains 50 games written in BASIC, many quite spectacular. The ZX-81 version will work on the T/S 1000/1500 computers, and most of the Spectrum games will work on the T/S 2068. Those of you who have either a Spectrum Emulator, ROMSWITCH, or Spectrum ROM, will find of course that all of the games will work just fine. The cost is \$19.95 (including p&h) direct from Cascade.

Although the Adventures from Richard Sheperd Software (Elm House, 23-25 Elmshott House, Chippenham, Slough, Berks, England) will not work on the basic T/S 2068, they will work on one with one of the devices mentioned above. (With the possible exception of Inferno, which will not LOAD with my Emulator.) They have a fine range of games from the classic Adventures (with high resolution graphics to go along with the text), as well as an interesting 3-D maze game (Transylvania Tower), and a few others which don't fit into either category. I personally have spent many hours trying to master Ship of the Line. Write directly for price and ordering information.

Next issue we will take a look at an exciting new development in Sinclair graphics capabilities. See you then.

BREAKTHROUGH!

SPECTRUM DISK INTERFACE

The Ultimate for the Spectrum owner!

Spectrum owners! Now you can upgrade your machine to take *full advantage* of the sheer speed and convenience of floppy disk operating.

Greater storage! Faster access! More operating flexibility!

Disk drives were specifically designed for use with computers so programs and data can be stored and accessed quickly and safely. Also a disk drive uses random access to get programs and data from any part of the disk. The speed? Only a few seconds!

Upgrade *now* with this low-cost Beta disk interface from Technology Research that uses only 128 bytes of Spectrum memory and gives you *instant* operating compatibility with any disk drive that the BBC micro uses!


Each interface comes complete with a 5¼" disk with utility programs *already loaded*. From the word go you can transfer the contents of one disk to another or make copies of individual programs or data to any other disk. There will be no problems with your upgrade to DISK operation as the LOAD and SAVE commands work equally well with cassette or micro-drive.

Take advantage of this *offer* and get the compact yet powerful Beta Disk Drive as well, made by TEC (as supplied by Cumana), and be up and running on disk *in minutes!*

The Beta disk interface; the Beta disk drive. Only from Technology Research. The sooner you order, the sooner you'll be enjoying all the benefits of full disk control!

Features

- EPROM disk operating system for ease of operation
- Available in Single Density and Double Density
- Uses only 128 bytes of Spectrum memory
- Compatible with 40 or 80 tracks, single or double-sided disk drives
- Works equally well on 5¼", 3½" or 3" disks, with upgradability built-in from 100K to 2.6 Mbyte
- Supports up to four disk drives
- BASIC program merge facility
- Duplicate Spectrum connector included
- Uses Spectrum key words
- Random access of data for fast operation
- It costs **less** per byte of storage to switch from tape to disk



Unit 18 Central Trading Estate
Staines, Middlesex TW18 4XE
Tel: Staines (0784) 63547
Tlx: 896691 TLXIR G



CUT OUT THIS COUPON AND SEND WITH CHEQUE OR POSTAL ORDER TO THE ADDRESS ABOVE

PLEASE SEND ME:	QTY	TOTAL
SINGLE DENSITY BETA INTERFACE @ £ 97.75	£2 p.p. (UK)	£
DOUBLE DENSITY BETA INTERFACE @ £109.25	£2 p.p. (UK)	£
S501 BETA DRIVE* @ £152.00	£6 p.p. (UK)	£
		£

*40 track single sided, including power supply
Prices for other disk drives available on request

Name _____

Address _____


Postcode _____



NEW
BETA INTERFACE PLUS
BETA DRIVE!
The complete package
from £249.75!

A PRESENT FROM UNCLE

Our thanks to Psion for letting us use their routine and to regular Exeter contributor Clyde Bish for explaining how to use it to the full.



Aren't we lucky having a kind Uncle — or should it be Sir Uncle? — who gives us a present with our Spectrums! No, not the "Horizons" tape per se, but a particularly useful routine hidden within its bytes. If you'd like to have titles and messages in large letters, Horizons style then read on. All will be revealed.

It's all done by a machine code routine LOADED to address 32256 (these are the bytes which autoLOAD before a Program RUNs). Like most presents you have to know just what it will do before you can use it to best advantage. Here are some ideas.

First things first. How does the routine work? I'm not going to bore you with details about the mechanics of the code. If you want to "dissect" it, a disassembly is given in Table A. Suffice it to say that information on width and height multipliers (variables xs and ys respective-

ly), codes of characters to be PRINTed, vertical start position, and horizontal start position (calculated by the program) are fed into the printer buffer. This is simply used as a convenient dump from where the routine will pick up the information it needs. (If you've wondered why anything LPRINTed after the print routine has been used is preceded by a black band, this is the information still left in the buffer) The machine code routine searches the ROM character table for the character to be printed, then produces a pattern of pixels on screen which is xs times wider and ys times taller than the original. If you want to see how this works type in and RUN Program 1. This is a Basic simulation of the routine. It's slow, but it will demonstrate the principles. (Incidentally it does produce quite nice titles in its own write (sic) Try it and you'll see.

But more of the mechanics

later. Let's see the routine in action. First you need the routine in the machine. Simply type

```
CLEAR 32255: LOAD "c"
CODE 32256
```

Press ENTER and play Side B of your Horizons tape. You'll get some programs and bytes listed first but after about 2 minutes the code you need will LOAD in. When the O.K. message appears, stop the tape, type in program 2, RUN it and experiment. For example, try 2 for width and 3 for height. You'll find that the letter H which appears will be twice as wide and three times as tall as normal. Try 5 and 2. This time the H will be 5 times as wide and twice as tall as usual. The width limit is 32. (Try answering the INPUT prompts with 32 and 1!). Anything wider will 'wrap'. Try a width of 40 to see what I mean. The height limit is 22. Anything larger will prove problematic!

When you've experimented

for long enough, break out of the INPUT with STOP, then LIST. The listing before you is the most important you'll come across with regard to the Print routine. It's the driver which supplies the routine with the information it needs to operate. So, let's have a close look. As you already know, xs is the width multiplier and ys the height multiplier. Variable yy is the distance down the screen (in pixels) — 0 is the top row, and p\$ the character(s) to be PRINTed. The subroutine to load this information into the printer buffer starts at line 9998. Variable xx — the start position across the screen — is calculated first to ensure that the printing is central on screen. We'll put this line to more effect (or over-ride it!) later. The POKes in line 9999 put the variables into the buffer (along with an 8 and 255 as markers) before the machine code routine is called by the USR command. After printing, a return is made to the main program.

Before we leave the driver subroutine try the effect of altering yy (edit line 30). Similarly p\$ can be changed — try more than one character. To see the effect of line 9998 add lines

```
45 LET xx = (any value, try 0)
47 GOSUB 9999:GOTO 60
```

At this point, it would be a good idea to SAVE the BASIC subroutine and code, ready to merge it with your programs in the future, rather than having to keep finding it on the Horizons tape. To do this, delete lines 1 to 70, leaving just the subroutine, add line.

```
9997 CLEAR 32255:LOAD ""
CODE:STOP
```

then SAVE both program and code using

```
SAVE "print"LINE 9997:SAVE
"c" CODE 32256,300
```

and VERIFY both program and code.

O.K., you've seen the good news; now the bad. The problems. If you 48K owners have tried LOADING the code into a high address, you will have discovered that calling it causes a "crash". You'll find the reason staring you in the face in the disassembly (Table A). Look at lines (addresses) 32341, 32361 and 32409 and you'll see the letters (op code) JP followed by a number. This is called an absolute jump. It means that when the routine reaches this point it will jump to the address given. This is cor-

rect if you've loaded the code in at 32256 but start anywhere else, and all the jumps will be wrong. Hence the crash. The answer — alter the addresses. Program 3 (supplied by our illustrious Editor) will do just that. In essence what it does is to POKE new (corrected) values into those JP commands, the values being calculated from where you start. SAVE it with

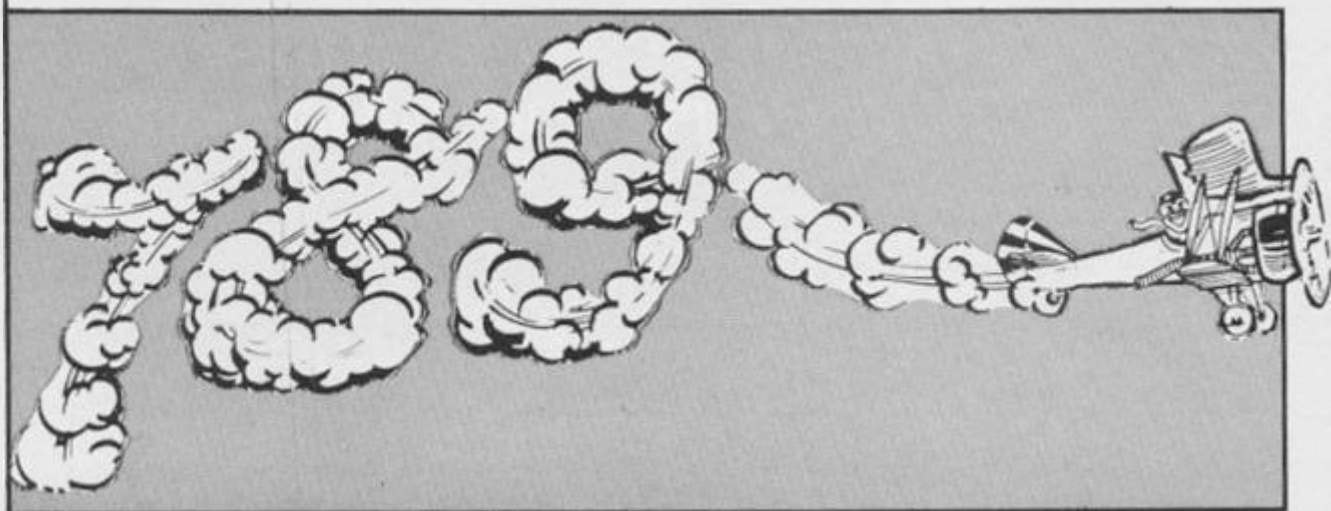
SAVE "print" CODE (start address), 300

and remember to CLEAR (start address — 1) before you LOAD it back in as part of a program. One word of warning. Don't answer the "start address" prompt with a value greater than 65067 or you'll lose the end of the routine!

UDGs

That's relocation solved, now for problem two. Run Program 2, but first replace the "H" with a user-defined graphic (UDG for short). Any letter will do. What appears on screen? Nothing. The reason for this is again found in Table A. Look at the line of op code at address 32272. The number in brackets is the address of a system variable called CHARS. This holds a two byte (number) value — normally 0 and 60 — which tells the computer where to look (in the ROM) for the character set — the 8 x 8 patterns of pixels which make up each of the characters. The Print machine code looks through this set to find a match for the character you want printed. As you design the UDGs no match is found — hence the blank screen.

The solution to the problem is quite simple (although it took me some time to fathom.) What you have to do is convince the machine that the character set it wants to look at is not in the ROM but up in the UDG area. Look at Program 4. Line 5 is there simply to make the UDGs different from normal capitals (by underlining top and bottom). In line 10 "ABCDE" must be entered in Graphics mode, although they won't appear underlined until after the program is RUN. The POKES following are the key. They tell the machine that the set it wants begins at address 64216 (216 + (250 x 256)). USR "a", the first byte of the UDGs is at 65368. The difference, 1152, divided by 8 (the number of bytes/character) is 144, and 144 is the code of the first UDG! If the logic of this has lost you, don't worry, just POKE 216 and



250 (216 and 122 if you have a 16K machine).

The POKES at the end of line 20 reset CHARS to its original position. Otherwise the error messages and listing would be unreadable.

Rolling titles

So, now we can use UDGs what do we do with them! (Apart from their straightforward use in titles). Here's a couple of ideas. I call them rolling titles. They are interesting in that they make use of the ROM character set to redesign the UDGs.

Program 5 displays the word "SCROLL", then gradually rolls it away leaving a blank space. This can be especially effective if it appears in a window surrounded by a different colour background. The DATA line supplies the first POKE within the loop in line 5, with the UDG to be altered, then the start address in ROM where the pixel pattern for the replacement letter begins. Refer to Table B and you will see that 16024 is the start of S, 15896 of "C" and so on for the word SCROLL. The reason for alternate UDGs being redefined becomes apparent in the second POKE. This POKES the unaltered UDGs between, with 0 — a blank space. The letters for p\$ in line 10 must be entered as UDGs (as yet not redefined). When the program RUNs, it displays the POKED patterns, but moving up one byte each time it loops in line 10 so that the top line is lost and the blank lines of the redefined spaces move in to take the place. The best way to understand how this program (or any other) works is to put in a word of your own. (If you want other than 6 letters then you will have to alter the limit number in the f loop of line 5.) Use Table B to get the DATA numbers you need, and remember, the UDGs must be used alternately. Good luck.

Program 6 is an extension of this roller idea where, instead of

blanks, a second word (TITLES) is redefined. So, as SCROLL rolls off, TITLES rolls on. Incidentally, if you want to use a character set other than that in the ROM, you can define your own in the RAM and point the machine code routine to it by setting CHARS to 256 less than the starting address. I'll leave designing the new set to you (or you can crib it from an earlier mag.)

Now for something easier. Obviously you can use the routine for titles, Horizons style, but how about some animation? Programs 7, 8, 9 and 10 use the routine to produce such effects.

Program 7 puts each successive word in the same place on screen as the previous one, but makes it larger (and a different colour) so that the title "zooms in".

Program 8 reverses this procedure, so parts of previous words remain giving a blocked effect.

Programs 9 and 10 are similar to Program 8 but also move the print position so that the title shifts up or down the screen giving a perspective effect.

Clearing the screen

And now for something completely different. Spaces. The routine will quite happily print these and give interesting CLS effects. Actually, it's more of a "wipe". programs 11 and 12 will demonstrate. The former clears the screen in a series of 8 left to right wipes starting at the top, whereas the latter clears in a series of vertical lines starting from the left. In each case line 10 just fills the screen for wiping. Try experimenting with other values for xs and ys. (xs must divide exactly into 32). If you add a statement such as PAPER 4 then you will clear and change the screen colour at the same time.

You can also use the printing spaces technique to clear just part of the screen (a window). Try Program 13. This will produce a central cleared area 48 pixels down from the top, with the window 16 characters wide and 8 deep. If you want to clear a window to right or left of screen centre then you will have to set variable xx as well and call the routine at line 9999, not 9998 — see Program 14.

Computers normally print characters to screen by justifying to the left — like a typewriter. That is they produce a straight left-hand and a ragged right-hand margin. A book (or this magazine) is printed with right and left justification. Both margins are straight. A word processor does the same. Program 15 justifies to centre, meaning that each line of print is balanced about the mid line and so the left and right margins are even. This gives a pleasing look to on-screen instructions. In outline, the program takes the contents of the string held in a\$, chops it up into lines of maximum length 32 characters, without chopping words, and then uses the machine code routine to balance each of those lines centrally on screen. As printed, the listing gives normal size characters, but you could, for example, change to double size by altering ys and xs to 2, and changing all 32s to 16 and 33s to 17.

To end, here is a Really Useful Program (as Pooh would say.) Program 16 will produce cassette labels if you have a printer. The titles are printed twice normal print size, and appear both on the spine and on the side of the label. The straight lines printed show you where to fold to fit the box. If you want to make a complete cover for the side (and can afford the paper) add some LPRINTs before COPY to make it long enough.

Well, there are the ideas. From now on it's up to you. Have fun with Uncle's present!



Table A

32256	7E00	210F5B	LD	HL, 23311
32259	7E03	7E	LD	A, (HL)
32260	7E04	23	INC	HL
32261	7E05	22005B	LD	(23296), HL
32264	7E08	6F	LD	L, A
32265	7E09	3C	INC	A
32266	7E0A	C8	RET	Z
32267	7E0B	2600	LD	H, 0
32269	7E0D	29	ADD	HL, HL
32270	7E0E	29	ADD	HL, HL
32271	7E0F	29	ADD	HL, HL
32272	7E10	ED4E365C	LD	BC, (23306),
32276	7E14	09	ADD	HL, BC
32277	7E15	3E08	LD	A, 8
32279	7E17	32045B	LD	(23300), A
32282	7E1A	3A0B5B	LD	A, (23307),
32285	7E1D	32095B	LD	(23305), A
32288	7E20	3A0A5B	LD	A, (23306),
32291	7E23	32085B	LD	(23304), A
32294	7E26	3E09	LD	A, 9
32296	7E28	32055B	LD	(23301), A
32299	7E2B	7E	LD	A, (HL)
32300	7E2C	23	INC	HL
32301	7E2D	22025B	LD	(23298), HL
32304	7E30	07	RLCA	
32305	7E31	32065B	LD	(23302), A
32306	7E34	3A055B	LD	A, (23301),
32311	7E37	3D	DEC	A
32312	7E38	2032	JR	NZ, 7E6C
32314	7E3A	3A045B	LD	A, (23300),
32317	7E3D	3D	DEC	A
32318	7E3E	2018	JR	NZ, 7E58
32320	7E40	3A0E5B	LD	A, (23310),
32325	7E43	47	LD	B, A
32324	7E44	3A0C5B	LD	A, (23308),
32327	7E47	4F	LD	C, A
32328	7E48	3A0A5B	LD	A, (23306),
32331	7E4B	81	ADD	A, C
32332	7E4C	05	DEC	B
32333	7E4D	20FC	JR	NZ, 7E4E
32335	7E4F	320A5B	LD	(23306), A
32336	7E52	2A005B	LD	HL, (23296),
32341	7E55	C3037E	JP	32259

32344	7E58	32045B	LD	(23300), A
32347	7E5B	3A0D5B	LD	A, (23309),
32350	7E5E	47	LD	B, A
32351	7E5F	3A095B	LD	A, (23305),
32354	7E62	20	ADD	A, B
32355	7E63	32095B	LD	(23305), A
32358	7E66	2A025B	LD	HL, (23298),
32361	7E69	C3207E	JP	32238

32364	7E6C	32055B	LD	(23301), A
32367	7E6F	3A0C5B	LD	A, (23308),
32370	7E72	47	LD	B, A
32371	7E73	3A095B	LD	A, (23305),
32374	7E76	32075B	LD	(23303), A
32377	7E79	3A0D5B	LD	A, (23309),
32380	7E7C	4F	LD	C, A
32381	7E7D	C5	PUSH	BC
32382	7E7E	CDA47E	CALL	32420
32385	7E81	C1	POP	BC
32386	7E82	3A075B	LD	A, (23303),
32389	7E85	3C	INC	A
32390	7E86	32075B	LD	(23303), A
32393	7E89	0D	DEC	C
32394	7E8A	20F1	JR	NZ, 7E7D
32396	7E8C	3A085B	LD	A, (23304),
32399	7E8F	3C	INC	A
32400	7E90	32085B	LD	(23304), A
32403	7E93	05	DEC	B
32404	7E94	20DD	JR	NZ, 7E73
32406	7E96	3A065B	LD	A, (23302),
32409	7E99	C3307E	JP	32304

32412	7E9C	80	ADD	A, B
32413	7E9D	40	LD	B, B
32414	7E9E	2010	JR	NZ, 7EB0
32416	7EA0	08	EX	AF, AF'
32417	7EA1	04	INC	B
32418	7EA2	02	LD	(BC), A
32419	7EA3	013A8E	LD	BC, 36410
32422	7EA6	5C	LD	E, H
32423	7EA7	EEFF	XOR	255
32425	7EA9	47	LD	B, A
32426	7EAA	3A8D5C	LD	A, (23693),
32429	7EAD	A0	AND	B
32430	7EAE	47	LD	B, A
32431	7EAF	3A085B	LD	A, (23304),
32434	7EB2	E6F8	AND	248
32436	7EB4	6F	LD	L, A
32437	7EB5	3A075B	LD	A, (23303),
32440	7EB8	FEC0	CP	192
32442	7EBA	D0	RET	NC
32443	7EBB	1F	RRR	
32444	7EBC	1F	RRR	
32445	7EBD	1F	RRR	
32446	7EBE	E61F	AND	31
32448	7EC0	67	LD	H, A
32449	7EC1	CB1C	RR	H
32451	7EC3	CB1D	RR	L
32453	7EC5	CB1C	RR	H
32455	7EC7	CB1D	RR	L
32457	7EC9	CB1C	RR	H
32459	7ECB	CB1D	RR	L
32461	7ECD	3E58	LD	A, 88
32463	7ECF	B4	OR	H
32464	7ED0	67	LD	H, A
32465	7ED1	3A8E5C	LD	A, (23694),
32468	7ED4	A6	AND	(HL)
32469	7ED5	B0	OR	B
32470	7ED6	77	LD	(HL), A
32471	7ED7	3A075B	LD	A, (23303),
32474	7EDA	47	LD	B, A
32475	7EDB	E607	AND	7
32477	7EDD	F640	OR	64
32479	7EDF	67	LD	H, A
32480	7EE0	78	LD	A, B
32481	7EE1	1F	RRR	
32482	7EE2	1F	RRR	
32483	7EE3	1F	RRR	
32484	7EE4	E618	AND	24
32486	7EE6	B4	OR	H
32487	7EE7	67	LD	H, A
32488	7EE8	78	LD	A, B
32489	7EE9	17	RLA	
32490	7EEA	17	RLA	
32491	7EEB	E6E0	AND	224
32493	7EED	6F	LD	L, A
32494	7EEE	3A085B	LD	A, (23304),
32497	7EF1	47	LD	B, A
32498	7EF2	1F	RRR	
32499	7EF3	1F	RRR	
32500	7EF4	1F	RRR	
32501	7EF5	E61F	AND	31
32503	7EF7	B5	OR	L
32504	7EF8	6F	LD	L, A
32505	7EF9	EB	EX	DE, HL
32506	7EFA	219C7E	LD	HL, 32412
32509	7EFD	78	LD	A, B
32510	7EFE	E607	AND	7
32512	7F00	4F	LD	C, A
32513	7F01	0600	LD	B, 0
32515	7F03	09	ADD	HL, BC
32516	7F04	46	LD	B, (HL)
32517	7F05	1A	LD	A, (DE)
32518	7F06	21065B	LD	HL, 23302
32521	7F09	CB46	BIT	0, (HL)
32523	7F0B	2803	JR	Z, 7F10
32525	7F0D	B0	OR	B
32526	7F0E	12	LD	(DE), A
32527	7F0F	C9	RET	

32526	7F10	2F	CPL	
32529	7F11	B0	OR	B
32530	7F12	2F	CPL	
32531	7F13	12	LD	(DE), A
32532	7F14	C9	RET	


```

3606,0: POKE 23607,60: STOP
9998 LET xx=(256-8*xs*LEN p$)/2
9999 LET i=23306: POKE i,xx: POK
E i+1,yy: POKE i+2,xs: POKE i+3,
ys: POKE i+4,8: LET i=i+4: LET w
=LEN p$: FOR n=1 TO w: POKE i+n,
CODE p$(n): NEXT n: POKE i+w+1,2
55: LET w=USR 32256: RETURN

```

```

1 REM Program 6

```

```

5 PESTOPE : FOR f=1 TO 6: REA
D a$,a,b$,b: FOR n=0 TO 7: POKE
USR a$+n,PEEK (a+n): POKE USR b$
+n,PEEK (b+n): NEXT n: NEXT f

```

```

6 DATA "a",16024,"b",16032,"c
",15996,"d",15944,"e",16016,"f",
16032,"g",15992,"h",15968,"i",15
968,"j",15912,"k",15968,"l",1602
4

```

```

10 LET xs=2: LET ys=3: LET yy=
50: LET p$="OCEGIL": FOR f=0 TO
8: POKE 23606,216+f: POKE 23607,
250

```

```

20 GO SUB 9998: NEXT f: POKE 2
3606,0: POKE 23607,60: STOP
9998 LET xx=(256-8*xs*LEN p$)/2
9999 LET i=23306: POKE i,xx: POK
E i+1,yy: POKE i+2,xs: POKE i+3,
ys: POKE i+4,8: LET i=i+4: LET w
=LEN p$: FOR n=1 TO w: POKE i+n,
CODE p$(n): NEXT n: POKE i+w+1,2
55: LET w=USR 32256: RETURN

```

```

1 REM Program 7

```

```

10 LET yy=50: FOR f=2 TO 8 STE
P 2: LET xs=f: LET ys=f: READ p$
,I: INK I: LET yy=yy-8: GO SUB 9
998: NEXT f: STOP : DATA "THIS",
2," IS ",4,"YOUR",6,"LIFE",1
9998 LET xx=(256-8*xs*LEN p$)/2
9999 LET i=23306: POKE i,xx: POK
E i+1,yy: POKE i+2,xs: POKE i+3,
ys: POKE i+4,8: LET i=i+4: LET w
=LEN p$: FOR n=1 TO w: POKE i+n,
CODE p$(n): NEXT n: POKE i+w+1,2
55: LET w=USR 32256: RETURN

```

```

1 REM Program 8

```

```

10 LET p$="TITLE": FOR f=6 TO
1 STEP -1
20 INK f-1: LET yy=100-f*10: L
ET xs=f: LET ys=f: GO SUB 9998:
NEXT f: STOP
9998 LET xx=(256-8*xs*LEN p$)/2
9999 LET i=23306: POKE i,xx: POK
E i+1,yy: POKE i+2,xs: POKE i+3,
ys: POKE i+4,8: LET i=i+4: LET w
=LEN p$: FOR n=1 TO w: POKE i+n,
CODE p$(n): NEXT n: POKE i+w+1,2
55: LET w=USR 32256: RETURN

```

```

1 REM Program 9
10 LET p$="RIPPLE": FOR f=5 TO
1 STEP -1
20 INK f-1: LET yy=f*5-f: LET
xs=f: LET ys=f: GO SUB 9998: NEX
T f: STOP
9998 LET xx=(256-8*xs*LEN p$)/2
9999 LET i=23306: POKE i,xx: POK
E i+1,yy: POKE i+2,xs: POKE i+3,
ys: POKE i+4,8: LET i=i+4: LET w
=LEN p$: FOR n=1 TO w: POKE i+n,
CODE p$(n): NEXT n: POKE i+w+1,2
55: LET w=USR 32256: RETURN

```

```

1 REM Program 10

```

```

10 LET p$="TITLE": FOR f=6 TO
1 STEP -1
20 INK f-1: LET yy=100-f*4: LE
T xs=f: LET ys=f: GO SUB 9998: N
EXT f: STOP
9998 LET xx=(256-8*xs*LEN p$)/2
9999 LET i=23306: POKE i,xx: POK
E i+1,yy: POKE i+2,xs: POKE i+3,
ys: POKE i+4,8: LET i=i+4: LET w
=LEN p$: FOR n=1 TO w: POKE i+n,
CODE p$(n): NEXT n: POKE i+w+1,2
55: LET w=USR 32256: RETURN

```

```

1 REM Program 11

```

```

10 FOR f=1 TO 32: FOR n=1 TO 2
2: PRINT "P";: NEXT n: NEXT f
20 LET yy=0: LET xs=32: LET ys
=22: LET p$=" ": GO SUB 9998: ST
OP
9998 LET xx=(256-8*xs*LEN p$)/2
9999 LET i=23306: POKE i,xx: POK
E i+1,yy: POKE i+2,xs: POKE i+3,
ys: POKE i+4,8: LET i=i+4: LET w
=LEN p$: FOR n=1 TO w: POKE i+n,
CODE p$(n): NEXT n: POKE i+w+1,2
55: LET w=USR 32256: RETURN

```

```

1 REM Program 12

```

```

10 FOR f=1 TO 32: FOR n=1 TO 2
2: PRINT "P";: NEXT n: NEXT f
20 LET yy=0: LET xs=1: LET ys=
22: LET p$="
": GO SUB 9998: STOP

```

```

9998 LET xx=(256-8*xs*LEN p$)/2
9999 LET i=23306: POKE i,xx: POK
E i+1,yy: POKE i+2,xs: POKE i+3,
ys: POKE i+4,8: LET i=i+4: LET w
=LEN p$: FOR n=1 TO w: POKE i+n,
CODE p$(n): NEXT n: POKE i+w+1,2
55: LET w=USR 32256: RETURN

```

```

1 REM Program 13

```

```

10 FOR f=1 TO 32: FOR n=1 TO 2
2: PRINT "P";: NEXT n: NEXT f

```



```

20 LET yy=48: LET xs=16: LET y
s=8: LET p$=" ": GO SUB 9998: ST
OP
9998 LET xx=(256-8*xs*LEN p$)/2
9999 LET i=23306: POKE i,xx: POK
E i+1,yy: POKE i+2,xs: POKE i+3,
ys: POKE i+4,8: LET i=i+4: LET w
=LEN p$: FOR n=1 TO w: POKE i+n,
CODE p$(n): NEXT n: POKE i+w+1,2
55: LET w=USR 32256: RETURN

```

1 REM Program 14

```

10 FOR f=1 TO 32: FOR n=1 TO 2
2: PRINT "P*";: NEXT n: NEXT f
20 LET xx=8: LET yy=16: LET xs
=8: LET ys=8: LET p$=" ": GO SUB
9999: STOP
9998 LET xx=(256-8*xs*LEN p$)/2
9999 LET i=23306: POKE i,xx: POK
E i+1,yy: POKE i+2,xs: POKE i+3,
ys: POKE i+4,8: LET i=i+4: LET w
=LEN p$: FOR n=1 TO w: POKE i+n,
CODE p$(n): NEXT n: POKE i+w+1,2
55: LET w=USR 32256: RETURN

```

1 REM Program 15

```

2000 LET a$="The quality of merc
y is not strained. It droppeth a
s the gentle rain from heaven up
on the place beneath. It is twic
e blest. It blesseth him that gi
ves, and him that takes."
2005 LET ys=1: LET yy=0: LET y=y
s*8: LET xs=1
2010 IF LEN a$<33 THEN LET n=LE
N a$+1: LET b$=a$: GO TO 2050
2020 LET b$=a$( TO 32): IF a$(33
)=" " THEN LET n=33: GO TO 2050
2030 FOR n=32 TO 1 STEP -1: IF b
$(n)="#" THEN GO TO 2050
2040 NEXT n
2050 LET p$=b$( TO n-1): GO SUB
9998: IF a$="#" THEN STOP
2070 LET yy=yy+y: LET a$=a$(n+1
TO ): GO TO 2010
9998 LET xx=(256-8*xs*LEN p$)/2
9999 LET i=23306: POKE i,xx: POK
E i+1,yy: POKE i+2,xs: POKE i+3,
ys: POKE i+4,8: LET i=i+4: LET w
=LEN p$: FOR n=1 TO w: POKE i+n,
CODE p$(n): NEXT n: POKE i+w+1,2
55: LET w=USR 32256: RETURN


```

1 REM Program 16

```

10 PRINT AT 5,0;"
";AT 9,0;"
"
20 INPUT p$: IF LEN p$>16 THEN
GO TO 20: GO SUB 9998
30 LET yy=55: LET xs=2: LET ys
=2: LET xx=0: GO SUB 3100: LET y
y=160: GO SUB 3100
40 COPY : STOP
9998 LET i=23306: POKE i,xx: POK
E i+1,yy: POKE i+2,xs: POKE i+3,
ys: POKE i+4,8: LET i=i+4: LET w
=LEN p$: FOR n=1 TO w: POKE i+n,
CODE p$(n): NEXT n: POKE i+w+1,2
55: LET w=USR 32256: RETURN

```





REWRITE THE HIGH SCORE TABLES

So, you've got a Spectrum. You've also got enemies. With the Gunshot, you'll have all the opposition covering in corners. 8-directional action and an all-in-one moulded stem allows accurate annihilation and strength to survive those all-night sessions. Dual fire buttons for fading fingers (and a rapid fire version when they're really coming thick and fast). And, if you break it (and we know you'll try) our 12-month guarantee will prove invaluable. Only £8.95. For the Gunshot, Vulcan's best-selling Kempston compatible hardware Spectrum interface is exceptional value at £11.50.

See the range of Vulcan joysticks and interfaces at your local stockist ... we'll see you on the high score tables.

VULCAN
ELECTRONICS LTD
Joystick Genius



200 BRENT STREET HENDON NW4 1BH TEL: 01-203 6366

I.Q. test

Greg Turnbull, our regular adventure columnist, presents a program which will assess your ability to cope with those knotty problems!



This is a program for the 48K Spectrum. It contains a fifty question intelligence test and two short personality tests. The I.Q. test contains both verbal type questions, and mathematical ones. The maths questions can be worked out on paper (without the use of a calculator) and the results entered when prompted by the computer.

The listing may look very long, but don't be put off from typing it in, as many of the lines are very similar and can be edited out, altered and re-entered with a new line number.

The tests can be seen in an example screen before use. However, the main I.Q. test is timed (via a real time clock, which is updated periodically), so you have a maximum of thirty minutes to complete the test.

You may pass on any question by entering 0 to the answer(s). At the start of each loop you are requested to enter the number of the question you wish to attempt. This allows you to return to any questions you may have passed on. Note if you DO attempt a question, whether you get it right or not you will not be allowed to return to it later. You are only allowed one attempt at each question.

Take your time with the test and answer each question carefully, but don't spend too much time over a question you may be stuck on.

At the end of the test, if the time is up, or you request question 0, or if all of the questions have been tried, then your score, your I.Q. rating, and some comments will be printed on the screen. You can then try to answer questions in the personality tests. These questions have no time limit, and you only have to enter A or B in answer to them. Don't think too hard about the questions, try to answer them instinctively. At the end of each of these questions a comment is made based on your results.

The practice element

It must be noted that I.Q. tests cannot be regarded as totally reliable, and that the test can only be used once on a given individual because of the practice element. However, an examination of the listing should provide some very useful routines which you can incorporate into your own programs. For example: the named size/free variables; the message routines and the real time clock (based on the FRAMES system variable), and

finally the auto-save/verify routine which saves time during the development of any program.

Program Notes

The following table gives description of the purpose and function of each line in the program.

2	POKE keyboard response time/sound. Define named variables for program size and free memory (in K).
3-9 11-17	Credits Initialise screen picture (IQ. Test). Each line entered as a string. The whole picture is then defined as the sum of these (F\$). String is then printed on the screen.
20-23	Load machine background noise.
25-30	Introduction to program. The message is stored as Y\$, then string-splitting is used to sequentially print this on the screen + background machine code noise & beeps. The speed is changeable by altering PAUSE 3.
35-40	Menu of choices. Input and go to line number.
50-55	Continue subroutine.
60-65	Start test subroutine.
70-75	Choose question number subroutine.
80-86	Check to see if question has already been answered.
90-96	Prevent a repeat of the same question.
100-190	Update the real-time clock (based on the FRAMES system variable), and print the time on the screen (00.00 to 30.00 minutes/seconds).
200-250	Initialise variables eg IQ, SCORE, MIN, SEC etc...

300-360	Double number answer. (X,Y)	Y1 (answer=0), remove question from screen, return to main loop (line 1040).
400-420	Single number answer (X)	
500-520	Single word answer.	1950-1990 Time-up/test completed, GOSUB for results, return to menu.
600-640	Personality test (P.TEST) no.1. Answer and score (A\$,PT1A)	
650-690	Personality test (P.TEST) no.2. Answer and score (A\$,PT2B)	2000-2310 P.TEST no.1. Set-up screen, and print intro message (Y\$). Start test, print questions in sequence, check each answer, increase score. End test, GOSUB for result, print result/comments and return to menu.
700-730	Load UDG. Graphic "A" = ""	
800-815	P.TEST no.1 results/comments	
900-915	P.TEST no.2 results/comments	
1000-1140	I.Q. Test. Introductory message (Y\$), as above. Start test, choose question number, update clock, check to see if question already answered, goto question line number (1000 + (16 * Question number)) ie the main question loop.	3000-3540 P.TEST no.2. As per P.TEST no.1 except no message and there are 30 questions.
		4000-4230 I.Q. test results. Get I.Q. value from score, print score, print I.Q. value and comments, return to menu.
1116-1910	The 50 I.Q. test questions. Print question, GOSUB for an answer, check to see if question was passed on	5000-5130 I.Q. test examples. 9990-9999 Auto-save/verify routine: By GOTO 9900, and REM for program size: 34.6K

```

1 REM I.Q. TEST.
2 POKE 23609,250: POKE 23561,
6: POKE 23562,3: LET SIZE=(PEEK
23627+256*PEEK 23628-23755)/1000
: LET FREE=(65536-USR 7962)/1000
3 REM
4 REM *****
5 REM ***I.Q. TEST PROGRAM***
6 REM *** By G.Turnbull.***
7 REM **For 48K ZX Spectrum**
8 REM *****
9 REM
10 REM INITIAL SCREEN.
11 LET A$="  █  █  █
█  █  █  █
12 LET B$="  █  █  █  █
█  █  █  █
13 LET C$="  █  █  █  █
█  █  █  █
14 LET D$="  █  █  █  █
█  █  █  █
15 LET E$="  █  █  █  █
█  █  █  █
16 LET F$=A$+B$+C$+D$+E$
17 BORDER 6: PAPER 6: INK 2: C
    
```

```

LS : PRINT AT 7,0;F$;AT 12,11;"█
█": BEEP .6,35: PAUSE 75
20 REM LOAD M.C.
21 CLEAR 65110: RESTORE : FOR
A=65110 TO 65128: READ B: POKE A
,B: NEXT A: READ C: LET C=C+6512
8: FOR A=65129 TO C: READ B: POK
E A,B: NEXT A
22 DATA 62,9,237,71,237,94,201
,0,0,0,62,62,237,71,237,86,201,0
,0
23 DATA 21,229,213,197,245,17,
16,0,33,16,0,205,181,03,241,193,
209,225,243,195,56,0
25 REM INTRO.
26 PAPER 4: BORDER 4: INK 0: C
LS : PRINT "INTELLIGENCE QUOTIEN
T (I.Q) TEST"; OVER 1;AT 0,0;"__
__"
    
```

27 LET Y\$=" THIS PROGRAM CONTA
INS ONE I.Q. TEST AND TWO PERSON
ALITY TESTS. THE TEST CONSISTS O
F 50 Q's, AND HAS A TIME LIM
IT OF 30 MINS (BY A REAL TIME CLO
CK). IT MUST BE NOTED THAT I.Q T
ESTS CANNOT BE REGARED AS TOTAL
LY ACCURATE. THE TESTS ONLY SHO
W POTENTIAL AND CAN ONLY BE USE
D ONCE. INTELLIGENCE IS A
VERY VARIED INDIVIDUAL FACTOR A
ND IS RELATED TO A GENERAL LEVEL
OF ABILITY, AS SHOWN IN THE PER
FORMANCE OF A WIDE RANGE OF DIFFE
RENT TASKS."

```

28 RANDOMIZE USR 65110: FOR Z=
1 TO LEN Y$: IF Y$(Z)=" " THEN
PRINT " ";: GO TO 30
29 PRINT Y$(Z);: BEEP .05,25:
PAUSE 3
30 NEXT Z: RANDOMIZE USR 65120
: PAUSE 25: GO SUB 50
35 REM TEST MENU.
36 PAPER 0: INK 7: BORDER 0: B
RIGHT 1: CLS : PRINT "I.Q. TEST
MENU: "; OVER 1;AT 0,0;"_____
___"
37 PRINT "PRESS 1 FOR I.Q. TES
T.";"2 FOR PERSONALITY TEST No.
1.";"3 FOR PERSONALITY TEST No.2
.";"4 FOR I.Q. TEST EXAMPLES.""
38 INPUT "TEST No. ";X: IF X=4
THEN GO TO 5000
39 IF X<1 OR X>4 THEN GO TO 3
8
40 GO TO X*1000
50 REM CONT. ROUTINE.
55 PRINT #0;"PRESS ANY KEY TO
CONTINUE: "; PAUSE 0: PRINT #0: R
    
```



```

RETURN
  60 REM START ROUTINE.
  65 PRINT #0; "PRESS ANY KEY TO
START CLOCK: "; PAUSE 0: PRINT #0
: RETURN
  70 REM Q. No. ROUTINE.
  75 INPUT "ENTER THE Q.No. YOU
WISH TO TRY: "; B: IF B<0 OR B>50
THEN GO TO 75
  76 IF B=0 THEN GO TO 1955
  77 RETURN
  80 REM CHECK SCORE VALUE.
  85 IF S(B)=1 THEN PRINT AT 2,
0; FLASH 1; "QUESTION ALREADY ANS
WERED!"; FLASH 0: GO TO 1040
  86 RETURN
  90 REM STOP REPEAT Q.
  91 LET BB=BB+1
  95 LET S(B)=1
  96 RETURN
100 REM UPDATE CLOCK.
110 DEF FN Z()=INT ((65536*PEEK
23674+256*PEEK 23673+PEEK 23672
)/50): LET SEC2=FN Z(): LET SEC3
=SEC2-SEC1
120 IF SEC3<60 THEN LET SEC=SE
C3: GO TO 140
130 LET MIN=INT SEC3/60: LET SE
C=(MIN-INT MIN)*60: LET MIN=INT
MIN: LET SEC=INT (SEC+.5)
140 PRINT AT 0,0; "TIME="; AT 0,7
; "."
150 IF MIN<=9 AND SEC<=9 THEN
PRINT AT 0,5; "0"; MIN; AT 0,8; "0";
SEC
160 IF MIN>9 AND SEC<=9 THEN P
RINT AT 0,5; MIN; AT 0,8; "0"; SEC
170 IF MIN<=9 AND SEC>9 THEN P
RINT AT 0,5; "0"; MIN; AT 0,8; SEC
180 IF MIN>9 AND SEC>9 THEN PR
INT AT 0,5; MIN; AT 0,8; SEC
190 RETURN
200 REM INITIALISE.
210 LET BB=0: DIM S(50): LET IQ
=0: LET W$=""
      *: LET SCORE=0: LET
MIN=0: LET SEC=0
220 DEF FN Z()=INT ((65536*PEEK
23674+256*PEEK 23673+PEEK 23672
)/50)
230 GO SUB 60: REM START TEST.
240 LET SEC1=FN Z()
250 RETURN
300 REM 2*NO. ANSWER.
310 INPUT "ENTER No. OF 1st. IT
EM (X): "; X
320 IF X<0 OR X>6 THEN GO TO 3
10
330 INPUT "ENTER No. OF 2nd. IT
EM (Y): "; Y
340 IF Y<0 OR Y>6 THEN GO TO 3
20
350 IF X<>0 AND X=Y THEN PRINT
AT 2,0; "TRY AGAIN!": GO TO 1040
360 RETURN
400 REM SINGLE NO. ANSWER.
410 INPUT "ENTER YOUR VALUE FOR
A: "; X
420 RETURN
500 REM ONE WORD ANSWER.
510 INPUT "ENTER THE WORD/PART-
WORD ANSWER: "; A$
520 RETURN
600 REM P.T.1 A. & SCORE.
610 INPUT "ENTER ANSWER TO Q. (
A/B): "; A$
620 IF A$<>"a" AND A$<>"b" THEN
GO TO 610
630 IF A$="a" THEN LET PT1A=PT
1A+1
640 CLS : RETURN
650 REM P.T.2 A. & SCORE.
660 INPUT "ENTER ANSWER TO Q. (
A/B): "; A$
670 IF A$<>"a" AND A$<>"b" THEN
GO TO 660
680 IF A$="b" THEN LET PT2B=PT
2B+1
690 CLS : RETURN
700 REM LOAD U.D.G.
710 RESTORE 720: FOR B=0 TO 7:
READ C: POKE USR CHR$ 144+B,C: N
EXT B
720 DATA 0,24,0,126,126,0,24,0
730 RETURN
800 REM P.TEST NO.1 RESULT.
801 IF PT1A=20 THEN PRINT "EXT
REMELY INTROVERTED!"
802 IF PT1A=19 THEN PRINT "VER
Y INTROVERTED"
803 IF PT1A=18 THEN PRINT "QUI
TE INTROVERTED"
804 IF PT1A=17 OR PT1A=16 THEN
PRINT "SOMEWHAT INTROVERTED"
805 IF PT1A=15 OR PT1A=14 THEN
PRINT "SLIGHTLY INTROVERTED"
806 IF PT1A=13 OR PT1A=12 THEN
PRINT "A SHADE INTROVERTED"
807 IF PT1A=11 OR PT1A=10 OR PT
1A=9 THEN PRINT "AVERAGE"
808 IF PT1A=8 OR PT1A=7 THEN P
RINT "A SHADE EXTROVERTED"
809 IF PT1A=5 OR PT1A=6 THEN P
RINT "SLIGHTLY EXTROVERTED"
810 IF PT1A=3 OR PT1A=4 THEN P
RINT "SOMEWHAT EXTROVERTED"
811 IF PT1A=2 THEN PRINT "QUIT
E EXTROVERTED"

```



```

812 IF PT1A=1 THEN PRINT "VERY
EXTROVERTED"
813 IF PT1A=0 THEN PRINT "EXTR
EMELY EXTROVERTED!"
815 RETURN
900 REM P.TEST NO.2 RESULT.
901 IF PT2B=30 OR PT2B=29 THEN
PRINT "UNSHAKABLE!"
902 IF PT2B=28 OR PT2B=27 THEN
PRINT "IMPETURBABLE"
903 IF PT2B=26 OR PT2B=25 THEN
PRINT "UNFLAPPABLE"
904 IF PT2B=24 OR PT2B=23 THEN
PRINT "CALM"
905 IF PT2B=22 OR PT2B=21 THEN
PRINT "BALANCED"
906 IF PT2B=20 OR PT2B=19 OR PT
2B=18 THEN PRINT "STEADY"
907 IF PT2B=17 OR PT2B=16 OR PT
2B=15 OR PT2B=14 THEN PRINT "AV
ERAGE"
908 IF PT2B=13 OR PT2B=12 OR PT
2B=11 THEN PRINT "SYMPATHETIC"
909 IF PT2B=10 OR PT2B=9 THEN
PRINT "SUGGESTIBLE"
910 IF PT2B=8 OR PT2B=7 THEN P
RINT "EMOTIONAL"
911 IF PT2B=6 OR PT2B=5 THEN P
RINT "SENSITIVE"
912 IF PT2B=4 OR PT2B=3 THEN P
RINT "OVERSENSITIVE"
913 IF PT2B=2 OR PT2B=1 THEN P
RINT "NERVOUS"
914 IF PT2B=1 OR PT2B=0 THEN P
RINT "NEUROTIC!"
915 RETURN
1000 REM I.Q. TEST.
1005 PAPER 6: BORDER 6: BRIGHT 0
: INK 2: CLS : GO SUB 700
1010 PRINT "I.Q.TEST.:"; OVER 1;
AT 0,0; " _____ "
1015 LET Y$=" THIS IS A VERBAL/N
UMERICAL TYPEOF TEST. NO CALCULA
TORS ARE ALLOWED. YOU HAVE 3
0 MINS. SO USE THE TIME WELL,
DON'T GET STUCK ON ANY ONE Q.
TO PASS ENTER 0 TO ANY ANSW
ER(S). ONCE STARTED YOU M
UST ENTER THEQ. No. YOU WISH TO
TRY, THIS ALLOWS YOU TO RETUR
N TO A PASSEDQ. IF YOU HAVE ANY
TIME LEFT. ENTER 0 IF YOU ARE
SURE YOU AREFINISHED BEFORE THE
TIME IS UP. THE CLOCK IS UPDATE
D FOR EACH Q."
1016 RANDOMIZE USR 65110: FOR Z=
1 TO LEN Y$: IF Y$(Z)=" " THEN
PRINT " ";: GO TO 1018
1017 PRINT Y$(Z);: BEEP .05,25:

```

```

PAUSE 2
1018 NEXT Z: RANDOMIZE USR 65120
1020 GO SUB 50
1025 CLS : PRINT AT 0,16;"I.Q. T
EST: "; OVER 1;AT 0,16;" _____
"
1030 GO SUB 200: REM START.
1040 GO SUB 70: REM CHOOSE Q.
1045 IF BB=50 THEN PRINT FLASH
1;AT 2,0;"ALL QUESTIONS ANSWERE
D!"; FLASH 0: PAUSE 50: GO TO 19
51
1050 GO SUB 100: REM GO CLOCK.
1055 IF MIN=30 THEN GO TO 1950
1060 GO SUB 80: REM CHECK Q.
1065 GO TO 1100+(B*16): REM GO
QUESTION.
1100 REM I.Q TEST Q's.
1116 PRINT AT 2,0;"Q's. 1-6:ANAL
OGTES: 0.1. "; OVER 1;AT 2,0;" ____
_____" ;AT 4,0;"EN
TER THE No.s OF THE EXACT TWO WO
RDS NEEDED TO COMPLETE THESE:"
1117 PRINT AT 7,0;"SITTER IS TO
CHAIR AS X IS TO Y:"
1118 PRINT AT 9,0;"(CUP, SAUCER,
PLATE, LEG)";AT 10,2;"1";TAB 8;
"2";TAB 16;"3";TAB 22;"4"
1119 GO SUB 300: REM ANSWER.
1120 IF X=1 AND Y=2 THEN LET SC
ORE=SCORE+1
1121 IF X=0 AND Y=0 THEN GO TO
1124: REM PASS.
1123 GO SUB 90: REM NO REPEAT Q.
1124 FOR A=2 TO 10: PRINT AT A,0
;W$: NEXT A
1125 GO TO 1040: REM RETURN.
1132 PRINT AT 2,0;"Q. No.2: "; OV
ER 1;AT 2,0;" _____ "
1133 PRINT AT 4,0;"NEEDLE IS TO
THREAD AS X IS TO Y"
1134 PRINT AT 6,0;"(COTTON, SEW,
LEADER, FOLLOWER)";AT 7,3;"1";T
AB 10;"2";TAB 16;"3";TAB 26;"4"
1135 GO SUB 300
1136 IF X=3 AND Y=4 THEN LET SC
ORE=SCORE+1
1137 IF X=0 AND Y=0 THEN GO TO
1139
1138 GO SUB 90
1139 FOR A=2 TO 7: PRINT AT A,0;
W$: NEXT A
1140 GO TO 1040
1148 PRINT AT 2,0;"Q. No.3: "; OV
ER 1;AT 2,0;" _____ "
1149 PRINT AT 4,0;"BETTER IS TO
WORSE AS X IS TO Y:"
1150 PRINT AT 6,0;"(REJOICE, CHO

```



```

ICE, BAD, MOURN)" ; AT 7,4 ; "1" ; TAB
12 ; "2" ; TAB 19 ; "3" ; TAB 25 ; "4"
1151 GO SUB 300
1152 IF X=1 AND Y=4 THEN LET SC
ORE=SCORE+1
1153 IF X=0 AND Y=0 THEN GO TO
1155
1154 GO SUB 90
1155 FOR A=2 TO 7: PRINT AT A,0 ;
W#: NEXT A
1156 GO TO 1040
1164 PRINT AT 2,0 ; "Q. No.4:" ; OV
ER 1 ; AT 2,0 ; " _____ "
1165 PRINT AT 4,0 ; "FLOOR IS TO S
UPPORT AS X IS TO Y"
1166 PRINT AT 6,0 ; "(WINDOW, GLAS
S, VIEW, BRICK)" ; AT 7,3 ; "1" ; TAB
11 ; "2" ; TAB 17 ; "3" ; TAB 24 ; "4"
1167 GO SUB 300
1168 IF X=1 AND Y=3 THEN LET SC
ORE=SCORE+1
1169 IF X=0 AND Y=0 THEN GO TO
1171
1170 GO SUB 90
1171 FOR A=2 TO 7: PRINT AT A,0 ;
W#: NEXT A
1172 GO TO 1040
1180 PRINT AT 2,0 ; "Q. No.5:" ; OV
ER 1 ; AT 2,0 ; " _____ "
1181 PRINT AT 4,0 ; "ISLAND IS TO
WATER AS X IS TO Y:"
1182 PRINT AT 6,0 ; "(WITHOUT, CEN
TRE, DIAGONAL," ; AT 8,0 ; "PERIMETE
R)" ; AT 7,4 ; "1" ; TAB 12 ; "2" ; TAB 21
; "3" ; AT 9,4 ; "4"
1183 GO SUB 300
1184 IF X=2 AND Y=4 THEN LET SC
ORE=SCORE+1
1185 IF X=0 AND Y=0 THEN GO TO
1187
1186 GO SUB 90
1187 FOR A=2 TO 9: PRINT AT A,0 ;
W#: NEXT A
1188 GO TO 1040
1196 PRINT AT 2,0 ; "Q. No.6:" ; OV
ER 1 ; AT 2,0 ; " _____ "
1197 PRINT AT 4,0 ; "VEIL IS TO CU
RTAIN AS X IS TO Y:"
1198 PRINT AT 6,0 ; "(EYES, SEE, W
INDOW, HEAR)" ; AT 7,2 ; "1" ; TAB 8 ; "
2" ; TAB 14 ; "3" ; TAB 21 ; "4"
1199 GO SUB 300
1200 IF X=1 AND Y=3 THEN LET SC
ORE=SCORE+1
1201 IF X=0 AND Y=0 THEN GO TO
1203
1202 GO SUB 90
1203 FOR A=2 TO 7: PRINT AT A,0 ;
W#: NEXT A

```

```

1204 GO TO 1040
1212 PRINT AT 2,0 ; "Q's. 7-12:SIM
ILARITIES: Q.7." ; OVER 1 ; AT 2,0 ;
" _____ " ; AT
4,0 ; "ENTER THE No.s OF TWO WORD
S WITH THE MOST SIMILAR MEANINGS.
"
1213 PRINT AT 7,0 ; "DIVULGE, DIVE
R, REVEAL, REVERT" ; AT 8,3 ; "1" ; TA
B 11 ; "2" ; TAB 18 ; "3" ; TAB 26 ; "4"
1215 GO SUB 300
1216 IF X=1 OR X=3 AND Y=1 OR Y=
3 THEN LET SCORE=SCORE+1
1217 IF X=0 AND Y=0 THEN GO TO
1219
1218 GO SUB 90
1219 FOR A=2 TO 8: PRINT AT A,0 ;
W#: NEXT A
1220 GO TO 1040
1228 PRINT AT 2,0 ; "Q. No.8:" ; OV
ER 1 ; AT 2,0 ; " _____ "
1229 PRINT AT 4,0 ; "BLESSING, BLE
SS, BENEDICTION," ; AT 6,0 ; "BLESSE
D" ; AT 5,3 ; "1" ; TAB 12 ; "2" ; TAB 21 ;
"3" ; AT 7,3 ; "4"
1231 GO SUB 300
1232 IF X=1 OR X=3 AND Y=1 OR Y=
3 THEN LET SCORE=SCORE+1
1233 IF X=0 AND Y=0 THEN GO TO
1235
1234 GO SUB 90
1235 FOR A=2 TO 7: PRINT AT A,0 ;
W#: NEXT A
1236 GO TO 1040
1244 PRINT AT 2,0 ; "Q. No.9:" ; OV
ER 1 ; AT 2,0 ; " _____ "
1245 PRINT AT 4,0 ; "INTELLIGENCE,
SPEEDINESS," ; AT 6,0 ; "CURRENTS,
TIDINGS" ; AT 5,5 ; "1" ; TAB 18 ; "2" ; A
T 7,3 ; "3" ; TAB 13 ; "4"
1247 GO SUB 300
1248 IF X=1 OR X=4 AND Y=1 OR Y=
4 THEN LET SCORE=SCORE+1
1249 IF X=0 AND Y=0 THEN GO TO
1251
1250 GO SUB 90
1251 FOR A=2 TO 7: PRINT AT A,0 ;
W#: NEXT A
1252 GO TO 1040
1260 PRINT AT 2,0 ; "Q. No.10:" ; O
VER 1 ; AT 2,0 ; " _____ "
1261 PRINT AT 4,0 ; "TALE, NOVEL,
VOLUME, STORY" ; AT 5,1 ; "1" ; TAB 8 ;
"2" ; TAB 15 ; "3" ; TAB 23 ; "4"
1263 GO SUB 300
1264 IF X=1 OR X=4 AND Y=1 OR Y=
4 THEN LET SCORE=SCORE+1
1265 IF X=0 AND Y=0 THEN GO TO
1267

```



```

1266 GO SUB 90
1267 FOR A=2 TO 5: PRINT AT A,0;
W$: NEXT A
1268 GO TO 1040
1276 PRINT AT 2,0;"Q. No.11:"; O
VER 1;AT 2,0;"_____ "
1277 PRINT AT 4,0;"INCARCERATE,
PUNISH, CANE,";AT 6,0;"CHASTISE"
;AT 5,5;"1";TAB 15;"2";TAB 22;"3
";AT 7,4;"4"
1279 GO SUB 300
1280 IF X=2 OR X=4 AND Y=2 OR Y=
4 THEN LET SCORE=SCORE+1
1281 IF X=0 AND Y=0 THEN GO TO
1283
1282 GO SUB 90
1283 FOR A=2 TO 7: PRINT AT A,0;
W$: NEXT A
1284 GO TO 1040
1292 PRINT AT 2,0;"Q. No.12:"; O
VER 1;AT 2,0;"_____ "
1293 PRINT AT 4,0;"LUMP, WOOD, R
AY, BEAM";AT 5,1;"1";TAB 7;"2";T
AB 13;"3";TAB 18;"4"
1295 GO SUB 300
1296 IF X=3 OR X=4 AND Y=3 OR Y=
4 THEN LET SCORE=SCORE+1
1297 IF X=0 AND Y=0 THEN GO TO
1299
1298 GO SUB 90
1299 FOR A=2 TO 5: PRINT AT A,0;
W$: NEXT A
1300 GO TO 1040
1308 PRINT AT 2,0;"Q's.13-19:MAT
HS EQUATIONS. Q.13."; OVER 1;AT
2,0;"_____
_____ ";AT 4,0;"WORK OUT THE VALUE
OF A IN THESE EQUATIONS, ON PAPE
R AND THEN ENTER IT WHEN PROM
PTED."
1309 PRINT AT 8,0;" 42=A*(A+1)"
1311 GO SUB 400
1312 IF X=6 THEN LET SCORE=SCOR
E+1
1313 IF X=0 THEN GO TO 1315
1314 GO SUB 90
1315 FOR A=2 TO 8: PRINT AT A,0;
W$: NEXT A
1316 GO TO 1040
1324 PRINT AT 2,0;"Q. No.14:"; O
VER 1;AT 2,0;"_____ "
1325 PRINT AT 4,0;" 8*7=2*A+A+2"
1327 GO SUB 400
1328 IF X=18 THEN LET SCORE=SCO
RE+1
1329 IF X=0 THEN GO TO 1331
1330 GO SUB 90
1331 FOR A=2 TO 4: PRINT AT A,0;
W$: NEXT A

```

```

1332 GO TO 1040
1340 PRINT AT 2,0;"Q. No.15:"; O
VER 1;AT 2,0;"_____ "
1341 PRINT AT 4,0;" 2+(9*6)=14*A
"
1343 GO SUB 400
1344 IF X=4 THEN LET SCORE=SCOR
E+1
1345 IF X=0 THEN GO TO 1347
1346 GO SUB 90
1347 FOR A=2 TO 4: PRINT AT A,0;
W$: NEXT A
1348 GO TO 1040
1356 PRINT AT 2,0;"Q. No.16:"; O
VER 1;AT 2,0;"_____ "
1357 PRINT AT 4,0;" 12+8-21=16+A
"
1359 GO SUB 400
1360 IF X=-17 THEN LET SCORE=SC
ORE+1
1361 IF X=0 THEN GO TO 1363
1362 GO SUB 90
1363 FOR A=2 TO 4: PRINT AT A,0;
W$: NEXT A
1364 GO TO 1040
1372 PRINT AT 2,0;"Q. No.17:"; O
VER 1;AT 2,0;"_____ "
1373 PRINT AT 4,0;" 5*9=15*A"
1375 GO SUB 400
1376 IF X=3 THEN LET SCORE=SCOR
E+1
1377 IF X=0 THEN GO TO 1379
1378 GO SUB 90
1379 FOR A=2 TO 4: PRINT AT A,0;
W$: NEXT A
1380 GO TO 1040
1388 PRINT AT 2,0;"Q. No.18:"; O
VER 1;AT 2,0;"_____ "
1389 PRINT AT 4,0;" 0.21*0.25=0.
6*0.7*A"
1391 GO SUB 400
1392 IF X=2 THEN LET SCORE=SCOR
E+1
1393 IF X=0 THEN GO TO 1395
1394 GO SUB 90
1395 FOR A=2 TO 4: PRINT AT A,0;
W$: NEXT A
1396 GO TO 1040
1404 PRINT AT 2,0;"Q. No.19:"; O
VER 1;AT 2,0;"_____ "
1405 PRINT AT 4,0;" 0.28*0.35=0.
5*0.4*A"
1407 GO SUB 400
1408 IF X=4 THEN LET SCORE=SCOR
E+1
1409 IF X=0 THEN GO TO 1411
1410 GO SUB 90
1411 FOR A=2 TO 4: PRINT AT A,0;
W$: NEXT A

```



```

1412 GO TO 1040
1420 PRINT AT 2,0;"Q's.20-25: LI
NKS. Q.20."; OVER 1;AT 2,0;"
_____";AT 4,0;"ENTE
R THE FULL WORD OR THE MISS
ING PART OF THE WORD IN THE BRAC
KETS, WHICH MEANS THE SAME IN O
NE SENSE AS BOTH OF THE SURR
OUNDING WORDS."
1421 PRINT AT 10,0;"WHIP (L*X)H)
TIE"
1423 GO SUB 500
1424 IF A$="as" OR A$="lash" THE
N LET SCORE=SCORE+1
1425 IF A$="0" THEN GO TO 1427
1426 GO SUB 90
1427 FOR A=2 TO 10: PRINT AT A,0
;W$: NEXT A
1428 GO TO 1040
1436 PRINT AT 2,0;"Q. No. 21:";
OVER 1;AT 2,0;"_____";
1437 PRINT AT 4,0;"DASH (D*X)T) M
ISSILE"
1439 GO SUB 500
1440 IF A$="ar" OR A$="dart" THE
N LET SCORE=SCORE+1
1441 IF A$="0" THEN GO TO 1443
1442 GO SUB 90
1443 FOR A=2 TO 4: PRINT AT A,0;
W$: NEXT A
1444 GO TO 1040
1452 PRINT AT 2,0;"Q. No. 22:";
OVER 1;AT 2,0;"_____";
1453 PRINT AT 4,0;"MOULD (F*X)M)
CLASS"
1455 GO SUB 500
1456 IF A$="or" OR A$="form" THE
N LET SCORE=SCORE+1
1457 IF A$="0" THEN GO TO 1459
1458 GO SUB 90
1459 FOR A=2 TO 4: PRINT AT A,0;
W$: NEXT A
1460 GO TO 1040
1468 PRINT AT 2,0;"Q. No. 23:";
OVER 1;AT 2,0;"_____";
1469 PRINT AT 4,0;"SQUASH (P*X)S
) CROWD"
1471 GO SUB 500
1472 IF A$="res" OR A$="press" T
HEN LET SCORE=SCORE+1
1473 IF A$="0" THEN GO TO 1475
1474 GO SUB 90
1475 FOR A=2 TO 4: PRINT AT A,0;
W$: NEXT A
1476 GO TO 1040
1484 PRINT AT 2,0;"Q. No. 24:";
OVER 1;AT 2,0;"_____";
1485 PRINT AT 4,0;"THIN (F*X)E) G
OOD"

```

```

1486 GO SUB 500
1488 IF A$="in" OR A$="fine" THE
N LET SCORE=SCORE+1
1489 IF A$="0" THEN GO TO 1491
1490 GO SUB 90
1491 FOR A=2 TO 4: PRINT AT A,0;
W$: NEXT A
1492 GO TO 1040
1500 PRINT AT 2,0;"Q. No. 25:";
OVER 1;AT 2,0;"_____";
1501 PRINT AT 4,0;"IGNITE (F*X)E)
SHOOT"
1503 GO SUB 500
1504 IF A$="ir" OR A$="fire" THE
N LET SCORE=SCORE+1
1505 IF A$="0" THEN GO TO 1507
1506 GO SUB 90
1507 FOR A=2 TO 4: PRINT AT A,0;
W$: NEXT A
1508 GO TO 1040
1516 PRINT AT 2,0;"Q's. 26-31: O
PPOSITES: Q.26."; OVER 1;AT 2,0;
"_____";AT
4,0;"ENTER THE No.s OF TWO WORD
S WITHALMOST OPPOSITE MEANINGS."
1517 PRINT AT 7,0;"HEAVY, LARGE,
LIGHT, BIG, WEIGHT";AT 8,2;"1";
TAB 9;"2";TAB 16;"3";TAB 22;"4";
TAB 29;"5"
1519 GO SUB 300
1520 IF X=1 OR X=3 AND Y=1 OR Y=
3 THEN LET SCORE=SCORE+1
1521 IF X=0 AND Y=0 THEN GO TO
1523
1522 GO SUB 90
1523 FOR A=2 TO 8: PRINT AT A,0;
W$: NEXT A
1524 GO TO 1040
1532 PRINT AT 2,0;"Q. No. 27:";
OVER 1;AT 2,0;"_____";
1533 PRINT AT 4,0;"INSULT, DENY,
DENIGRATE, FIRM,";AT 6,0;"AFFIR
M"
1534 PRINT AT 5,2;"1";TAB 9;"2";
TAB 18;"3";TAB 26;"4";AT 7,2;"5"
1535 GO SUB 300
1536 IF X=2 OR X=5 AND Y=2 OR Y=
5 THEN LET SCORE=SCORE+1
1537 IF X=0 AND Y=0 THEN GO TO
1539
1538 GO SUB 90
1539 FOR A=2 TO 7: PRINT AT A,0;
W$: NEXT A
1540 GO TO 1040
1548 PRINT AT 2,0;"Q. No. 28:";
OVER 1;AT 2,0;"_____";
1549 PRINT AT 4,0;"MISSED, VEIL,
CONFUSE, SECRET,";AT 6,0;"EXPOS
E"

```



```


1550 PRINT AT 5,2;"1";TAB 9;"2";
TAB 17;"3";TAB 25;"4";AT 7,2;"5"
1551 GO SUB 300
1552 IF X=2 OR X=5 AND Y=2 OR Y=
5 THEN LET SCORE=SCORE+1
1553 IF X=0 AND Y=0 THEN GO TO
1555
1554 GO SUB 90
1555 FOR A=2 TO 7: PRINT AT A,0;
W#: NEXT A
1556 GO TO 1040
1564 PRINT AT 2,0;"Q. No. 29:";
OVER 1;AT 2,0;"_____ "
1565 PRINT AT 4,0;"FRANK, OVERT,
PLAIN, SIMPLE,";AT 6,0;"SECRETI
VE"
1566 PRINT AT 5,2;"1";TAB 9;"2";
TAB 16;"3";TAB 24;"4";AT 7,3;"5"
1567 GO SUB 300
1568 IF X=1 OR X=5 AND Y=1 OR Y=
5 THEN LET SCORE=SCORE+1
1569 IF X=0 AND Y=0 THEN GO TO
1571
1570 GO SUB 90
1571 FOR A=2 TO 7: PRINT AT A,0;
W#: NEXT A
1572 GO TO 1040
1580 PRINT AT 2,0;"Q. No. 30:";
OVER 1;AT 2,0;"_____ "
1581 PRINT AT 4,0;"AGGRAVATE, PL
EASE, ENJOY,";AT 6,0;"IMPROVE, L
IKE"
1582 PRINT AT 5,3;"1";TAB 14;"2"
;TAB 21;"3";AT 7,3;"4";TAB 10;"5"
"
1583 GO SUB 300
1584 IF X=1 OR X=4 AND Y=1 OR Y=
4 THEN LET SCORE=SCORE+1
1585 IF X=0 AND Y=0 THEN GO TO
1587
1586 GO SUB 90
1587 FOR A=2 TO 7: PRINT AT A,0;
W#: NEXT A
1588 GO TO 1040
1596 PRINT AT 2,0;"Q. No. 31:";
OVER 1;AT 2,0;"_____ "
1597 PRINT AT 4,0;"ANTEDATE, PRI
MITIVE, PRIMORDIAL";AT 6,0;"PRIM
ATE, ULTIMATE"
1598 PRINT AT 5,3;"1";TAB 13;"2"
;TAB 25;"3";AT 7,3;"4";TAB 13;"5"
"
1599 GO SUB 300
1600 IF X=3 OR X=5 AND Y=3 OR Y=
5 THEN LET SCORE=SCORE+1
1601 IF X=0 AND Y=0 THEN GO TO
1603
1602 GO SUB 90
1603 FOR A=2 TO 7: PRINT AT A,0;

```

```

W#: NEXT A
1604 GO TO 1040
1612 PRINT AT 2,0;"Q's. 32-36: M
ATHS SERIES: Q.32."; OVER 1;AT 2
,0;"_____ "
;AT 4,0;"ENTER THE VALUE OF T
HE NO. WHICH LOGICALLY FOLLOWS TH
E OTHERS."
1613 PRINT AT 7,0;" 3,6,12,24, (
A)"
1615 GO SUB 400
1616 IF X=48 THEN LET SCORE=SCO
RE+1
1617 IF X=0 THEN GO TO 1619
1618 GO SUB 90
1619 FOR A=2 TO 7: PRINT AT A,0;
W#: NEXT A
1620 GO TO 1040
1628 PRINT AT 2,0;"Q. No. 33:";
OVER 1;AT 2,0;"_____ "
1629 PRINT AT 4,0;" 81,54,36,24
(A)"
1631 GO SUB 400
1632 IF X=16 THEN LET SCORE=SCO
RE+1
1633 IF X=0 THEN GO TO 1635
1634 GO SUB 90
1635 FOR A=2 TO 4: PRINT AT A,0;
W#: NEXT A
1636 GO TO 1040
1644 PRINT AT 2,0;"Q. No. 34:";
OVER 1;AT 2,0;"_____ "
1645 PRINT AT 4,0;" 2,3,5,9,17 (
A)"
1647 GO SUB 400
1648 IF X=33 THEN LET SCORE=SCO
RE+1
1649 IF X=0 THEN GO TO 1651
1650 GO SUB 90
1651 FOR A=2 TO 4: PRINT AT A,0;
W#: NEXT A
1652 GO TO 1040
1660 PRINT AT 2,0;"Q. No. 35:";
OVER 1;AT 2,0;"_____ "
1661 PRINT AT 4,0;" 7,13,19,25 (
A)"
1663 GO SUB 400
1664 IF X=31 THEN LET SCORE=SCO
RE+1
1665 IF X=0 THEN GO TO 1667
1666 GO SUB 90
1667 FOR A=2 TO 4: PRINT AT A,0;
W#: NEXT A
1668 GO TO 1040
1676 PRINT AT 2,0;"Q. No. 36:";
OVER 1;AT 2,0;"_____ "
1677 PRINT AT 4,0;" 9,16,25,36 (
A)"
1679 GO SUB 400

```

DK's Speak Easy

"Well boss, whatssall dis 'bouta new speakeasy?"
Nothing to worry above, Daps, 'snothin to do with moonshine."

Actually it is the latest of a whole bunch of units produced by DK Tronics all of which look very similar, and that must keep design and production costs down!

Could you tell the difference between the Beep Booster and the 3 Channel Sound Synth? No? Well now you have the Speech Synthesizer to add to the confusion. Consisting of the same speaker pod and interface case as the other units, into

which it plugs, the electronics this time produce speech!

"So what", you say, "there's several around already". But DK assure me that the system has several advantages over the existing units, for instance, there is a word recognition system built in which makes using it very simple. Just enter speech in its normal english form!

And that's not all, based on the SLO/256 chip it lets the computer get on with whatever else it should be doing while the words are being verbalised.

"Sounds good, what else can you tell me".

Nothing as yet, except it costs £24.95 and I hope to do a full review very soon.

IN BRIEF

- For those who own a standard Spectrum in its original keyboard and who want a cheap but effective joystick could be interested in the clip-on mechanical joystick from E.E.C.

Guaranteed unbreakable it costs £9.95 and is available from EEC. Ltd., 1 Whitehouse Close, Chalfont St. Peter, Bucks, SL9 0DA.

- Thurnell tell me that their latest Disk drive system is proving to be a great success. Using Hitachi 3" double sided drives, it uses absolutely none of the Spectrum's memory. Software is being prepared to facilitate tape to disk transfer.

It will cost you £219.95 from Thurnell Electronics, 95 Liverpool Rd. Cadishead, Manchester.

- USA TS2068 users who want to run Spectrum software can do so by fitting the ROMSWITCH from G Russell electronics, RD1, BOX 539, Centre Hall, PA 16828 for \$54.95

RD Digital Tracer Traced

This device which we reviewed favourably in a previous issue was saved from extinction by the take over of RD Laboratories by Kane-May Ltd. David Jeffcock, the managing director, expressed his faith in the unit in the face of increasing interest in the creative and educational usage of computers. Used in conjunction with the Microdrive, transferring the software to this medium is a very easy operation, the ability to use the computer to create fast and accurate diagrams, charts or pictures extends the scope of the Spectrums viable usage.

Two versions are available for different size master paper, A4 and A3 and cost £75 and £60 or thereabouts.



QL News

QCOM is a set of communications modules for the Sinclair QL, manufactured by OE Ltd, North Point, Gilwilly Ind. Est., Penrith, Cumbria CA11 9BN.

QCON is the essential controller, and QMOD allows direct connection to the telephone line. Each of these costs £75.95 QCALL is optional and adds auto dial and auto answer facilities to QMOD. It costs £49.95.

- Prism, well known for their Spectrum peripherals, have produced a nice looking and reasonably priced Monitor for use with the QL. All black, the 14" colour monitor costs £199.99 and displays the full 85 columns. A connecting cable is supplied as well as a detachable anti-glare tinted glass front.

- Another monitor specifically for the QL is made by MBS Data Efficiency Ltd. This one is recommended by Sinclair Research. However it has a 12" screen and costs £299.00.

- An interesting mobile plotter from Penman Products, 8 Hazelwood Close, Dominion Way, Worthing, W. Sussex, BN14 8NP will connect to any RS232 socket to provide desk top plotting and turtle actions. Cost is £249.00.

- The QL, after a slow start, seems to be taking off at last. Some of the hardware now available makes it an attractive machine for buyers. The first spate of books has now been followed by a veritable flood and no doubt we'll soon see a boom in software. Quest has produced the QL Executive Series of peripherals and programs to boost the capabilities of the QL. these include CP/M6-4K either on 5.25" at £49.95 or on microdrive cartridge

at £79.50.

Disk drive units are available from 200K (£249.00) to 7.5M-bytes on winchester hard disk at £995.00 RAM memory expansion boards from 64K to 512K can be supplied, and a console to house all of it. Business software includes Tally I and II which form a comprehensive ledger and stock control package.



We'll take you beyond the Spectrum.

QUICKSHOT II AUTO RAPID-FIRE JOYSTICK

SPECTRUM INTERFACE

SPECTRUM UPGRADE KIT

TURBO INTERFACE

Four great new add-ons from Ram, Number One in everything for the Spectrum...

TURBO INTERFACE

Outperforms any other Spectrum interface. Supports Kempston, Protek, Interface 2 and ROM cartridge software, with a full expansion bus at the rear. The Turbo works with two standard joysticks, making the most of the Quickshot II's rapid-fire action. Features a unique built-in power safety device. Amazing value at £22.95.

QUICKSHOT II AUTO RAPID-FIRE JOYSTICK

The top games joystick with its sleek trigger fire button and an auto-fire switch for continuous shooting – a snip at only £9.95.

SPECTRUM INTERFACE

This Kempston-compatible interface adds real games power to your Spectrum. Costs just £9.95.

SPECTRUM UPGRADE KIT

Boost your 16K Spectrum to a full 48K, allowing you to run all the latest and greatest software. Only £21.95


Where can you get your hands on Ram's amazing Spectrum add-ons? You can see them at branches of Boots, Menzies, Greens, Spectrum Group computer centres, and good computer stores everywhere.

Ram Electronics (Fleet) Ltd (Dept ZXC), 106 Fleet Road, Fleet, Hampshire GU13 8PA.
Credit Card hot line: 02514 25252. (Access & Visa).

Please send me _____ Spectrum Turbo Interface(s) at £22.95.
_____ Quickshot II Joystick(s) at £9.95.
_____ Spectrum Interface(s) at £9.95.
_____ Spectrum Upgrade Kit(s) at £21.95.
(Please state issue 2 or 3)

+£1 per order P+P (£3 Overseas) **TOTAL £**

I enclose cheque/postal order charge my Access/Visa



Expiry Date ___/___/___

Name _____

Address _____

Postcode _____

Telephone _____

24 Hour despatch for credit cards and postal orders (7 days for cheques.)
All products are fully compatible with the Spectrum, Spectrum +
and Sinclair Microdrives.

Ram Electronics (Fleet) Ltd
(Dept ZXC), 106 Fleet Road,
Fleet, Hampshire GU13 8PA.



Trade and Export enquiries welcome.

QUICKSOFT

Clive Smith, our tame "Jack of all tapes" looks at some more unusual, interesting and specialised programs.

MASTERMIND by Mirrorsoft

A few issues ago I reviewed **Blockbusters**. Well, here is **Mastermind**, another quiz game taken from a television program.

The complete game comes in two separate parts. The first part is a twin cassette pack which contains the program on one tape and the data or questions on the other. This package can be bought separately and played without the use of the other cassette, which I will come to later. From the twin pack you first load the program tape and you'll soon come to realise, that it's just like the **Mastermind** on the box.

Once this tape is loaded, you are asked how many contestants wish to play. You can have up to four players. Then, the first contestant is called and you are asked to enter your name, occupation, and specialist subject. This is where the second tape comes in. The second tape holds questions about films on one side of the tape and sport on the other. Each set of specialised questions is followed by general knowledge questions. Of course, you can only answer the questions that are on the data tape. So when asked to enter your subject, you then load the appropriate questions. There are about 100 questions per subject, so if four persons are playing you get 25 different questions each. As you are playing against the clock it would be rare to answer all 25. When the data is loaded you are given 2 minutes to answer the questions. You also have the ability to 'pass' by hitting the enter key and are told the correct answer at the end of your go.

One of the features I like was the computer's ability to recognise key words in your answers. If, for example, you answered Shakespeare, and the correct answer was William Shakespeare, it would in fact give you the point, and the words, "I can accept that" ap-

pear on the screen. If the second contestant wants to answer questions on a different subject then you will have a load separate data each time. The loading of data takes about three minutes. If four are playing and you all have different subjects it tends to take the fun out of the game as you are forever loading data. A microdrive version of the game is not planned, but if there's enough demand, . . . who knows.

After the first round you then load the general knowledge questions and answer in the same way. Scores are shown after the first round and a hard copy can be made if needed. Now, back to the other package I mentioned. This is called **Mastermind Quizmaster** and is made to be used in conjunction with the **Mastermind** game. This is a single cassette which enables you to write your own questions. Once loaded, this is easy to do using the menu-driven system. You can also use keywords, as in the pre-recorded tapes. I'd just like to mention that although it follows the TV version very closely it does not come with a leather chair.

The **Mastermind** twin pack will cost you £9.95 and the **Mastermind Quizmaster** will set you back £5.95. Both are written for the 48K Spectrum.



COPPER HOPPER by ESP

A nice little arcade game written

for the 48K Spectrum, **Copper Hopper** is a little on the lines of **Manic Miner** but with four levels. You are Ron the Con who has been put in jail, and the object is to escape. This is done by collecting keys before the copper can catch you. On screen there are four floor levels which can be reached by a series of ladders. Along each floor is a series of holes which you can fall through, and hanging on the ceiling are the keys which you have to jump up and catch. You can only jump to the right and ascend the ladders. The coppers are constantly walking along the various floors to get you, though it is possible to jump over the top of them.

As well as being able to jump to avoid the coppers, there are sausages (I thought it odd too) hanging up, and if you jump and reach one, all of the coppers will disappear for a short while.

You have the choice of using keyboard control or a Kempston joystick. Cost is just £2.99, as the game is part of ESP's budget range.

WORLD GLOBE & STARGAZER by Eclipse Software

Just two of a series of tapes from Eclipse, who seem to have



bent towards the planets and stars. The first of these tapes is **World Globe**. Written in machine code for the 48K Spectrum it draws the world globe in hi-res

graphics as seen from outer space and gives you the ability to rotate it. It also holds a list of 240 locations such as cities, rivers and other important features such as oceans, monuments etc. After choosing one of these features the computer then draws the globe in one and a half seconds and a flashing cursor will pinpoint it. By choosing a co-ordinate (longitude and latitude) you can also pinpoint anywhere on the globe.

The second tape is **Stargazer** which looks the other way towards the heavens. A fairly comprehensive program which plots 34 constellations containing over 340 stars. It will also tell you what phase and position the moon will be in at any hour between the years 1950 and 2000. There is also a quiz and learning program to help you. The program holds a large database containing facts about the stars such as colour, size and distance from the Earth.

If you are a budding astronomer I think you will find this a very useful tape to have. Eclipse produce a range of tapes such as **Meteor Shows**, **Planetarium**, **Halley's Comet**, **Messier List**, and **The Cosmos**.

The two tapes I looked at will cost you £6.95 each and all tapes from Eclipse are written for the 48K Spectrum.


Deus ex machina by Automata UK

Are you fed up with the endless stream of arcade games and the like, and would like to try something different?

If so, then here is something new, a completely new concept. Not so much a game, more an experience. **Deus Ex Machina**, which means 'a God out of the machine' comes on two tapes, one is the program and the other is the soundtrack. First, load the program, then insert the audio tape. Switch off all the lights, put on a good set of stereo headphones and turn up the volume. Now prepare yourself for an experience.

To start, the two tapes have to be synchronized. This is done by using a countdown from the screen to tell you when to start your audio tape. The program will stop and you will be told by Jon Pertwee, who reads the narrative, exactly when to hit a key to re-start the program. To give you some idea what to expect here is an extract from the beginning of the narrative:

'In the year 1987, the Dept of Health and Social Security, as well as Police and State Security



AUTOMATA U.K. PRESENTS

YOURSELF

IAN DURY

JON PERTWEE

MEL CROUCHER

DONNA BAILEY

and FRANKIE HOWARD in

DEUS EX MACHINA

WRITTEN AND DIRECTED BY MEL CROUCHER

records of the United Kingdom were co-ordinated within a central computerised data bank. The following year all passport, communications and censorship operations were integrated. In 1994, this computer network became responsible for the total defence and internal security of Westblock. Tuesday evening after tea and compulsory prayers, the machine rebelled.

The game is a journey through life, which starts from a mouse dropping which is left inside 'The Machine'. With the aid of the keyboard you steer the 'life' as it grows, from its conception to old age. The audio tape is a mixture of narrative and

music, a little like Jeff Wayne's 'War of the Worlds'. The music is superb, with people like Ian Dury as The Fertilizer Agent, Donna Bailey as The Machine, Mel Croucher as The Defect, Edward Thompson as The Voice of Reason and even Frankie Howard as The Defect Police. I especially enjoyed Donna Bailey and Ian Dury's Songs. All the music is performed and recorded by Mel Croucher using a host of musical instruments from a Chinese lute to a Roland 808 percussion computer.

This is one of those things you either love or hate. I must admit that I loved it, and quite often go out walking the dog at

night with a personal cassette playing, just to hear the music. There are about seven different screens to go through, which are a series of fairly simple games, but are graphically very well drawn. However, when combined with the music, they seem to be hypnotic. The games themselves are not games in the ordinary sense, but more like tasks to be carried out in order to keep yourself alive. However, for those of you who like to see how well you have done, a score is kept which is shown as a percentage. Be prepared to sit down for at least an hour and a half to get through the whole tape.

It's very hard to review this tape as it's hard to relate the experience in words. The best thing to do is to rush out and buy it — if you want something different then I don't think you will be disappointed. Deus Ex Machina is written by Andrew Stagg for the 48K Spectrum and will cost you around £10.00.

Trio by Silicon Joy

Three games on one tape, hence the title. The first of these is **Dracula's Castle**. The scenario is a maze of rooms (Pacman style) inside the castle which has bats flying everywhere. While Dracula sleeps in his coffin you have to rise from your bed and rush around turning on the lights to score points. If you happen to bump into a bat you are stunned, unless you find some garlic first, which turns you green and allows you to eat the bats. Every hour (about 1 minute in real time) a clock strikes and Dracula awakes and rushes around switching the lights off. If he finds you, you are killed. An excellent game considering that it's only one of three.

The next game in the trilogy is **Ascot**, a horse racing game. In this you have to study form before each race and starting with your stake money can either bet to win or place. Once you have placed your bets the race is shown with some well drawn but fairly simple graphics.

The third game is a simple maze of corridors. As you move your man around, you leave a yellow trail, and the idea is to go down every corridor. To stop you is a series of nasties which zoom up and down trying to kill you on contact. If you manage to clear the first maze, another maze appears which is a little longer.

All the games on this tape are very enjoyable and should keep everyone of all ages amused.

Varitalk by I.T.S. Software

There are many speech synthesizers on the market in the hardware dept, but you don't see many purely software ones. Well, here is one for the 48K Spectrum called **Varitalk**. It uses the phonetic code system and is very simple to use. Once the tape is loaded it appears to crash, but don't worry — it is stored in memory. There are 52 different sounds to use plus a 'pause' button. All these sounds are recorded from actual human voices and the computer then turns the sounds into digital form which it can understand. To bring back these sounds you simply use a line number and type: LET T\$=D2A1R1:RANDOMIZE USR 33600. This will produce the word 'there'. Each sound has a code consisting of one letter and one number. On the inlay there is a list of codes and words which contain the sounds.

The only trouble I found using phonetic codes is that you understand what is being said but no-one else can. With this system it sounds like a Dalek with a bad cold, and full sentences are hard to understand.



Still, I won't write this tape off as a novelty. You could use it in your programs to enhance a warning signal, for example if you have written a program where you are attacked by the dreaded aliens then you could have the words 'alien attack' flash on the screen as well as your computer shouting the words at the same time. Another good use I found is to put one sound into a loop. Doing this you can produce some interesting sound effects. For a laugh I had different shapes moving around the screen and used different sounds to accompany them.

As a speech substitute I'm afraid I didn't rate it too highly, but still worth buying for the sound effects.

HOME COMPUTING WEEKLY

Every
Tuesday
45_p

Home Computing Weekly is the magazine for:



- News, fast and up to date — read HCW first
 - Hardware reviews, new machines and products reviewed fast
 - Peripherals assessed, all the extras you could want, with in-depth comments



- Software selections; new software scrutinised carefully and quickly
 - Programming features for all machines. Learn BASIC and machine code from our How to.... series
- Programs for all the popular machines each week



- Lots of letters and hints and tips

In fact, everything you've ever wanted
from a weekly magazine

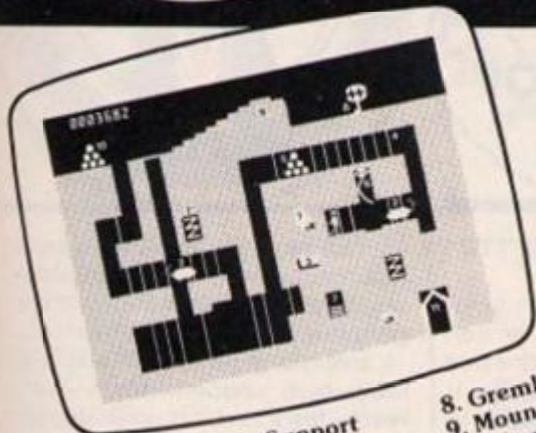
READ HCW FIRST!

LOOK!



NOW THERE ARE HI-RES PROGRAMS FOR THE 16K ZX-81

3



- 1. Nuggets
- 2. Giant Rats
- 3. Burrowing Rat
- 4. Support
- 5. Cave In
- 6. Snake
- 7. Snake Nest
- 8. Gremlin
- 9. Mound
- 10. Pile of Earth
- 11. Cave

FORTY NINER

In 1849 the Great American Gold Rush started. Almost everyone who could sold up everything and dashed to the west coast to look for this precious metal – including you!

You must excavate this precious metal – but can you survive the giant rats and that vicious Gremlin which will come to infest your mine? Can you trick the snakes into leaving their comfortable nests and destroy the rats for you? Can you keep the Gremlin at bay?

Riches await you – but so do the hazards!


ROCKET MAN

Get rich quick by collecting Diamonds that are simply lying there waiting for you! Oh... I forgot to mention that there are one or two problems!

There is an expanse of shark infested water between you and the Diamonds and a strange breed of Bubble that seems hell bent on getting you in it! Somehow you must cross it...

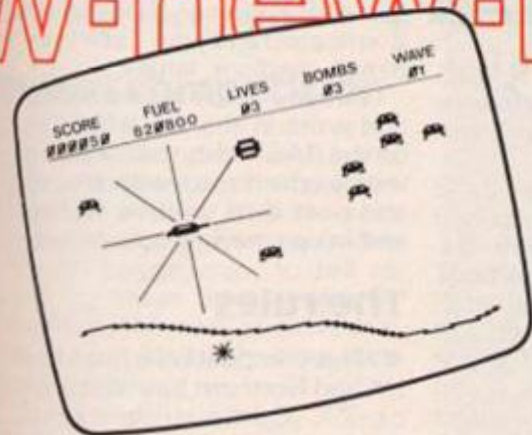
You have a Rocket Pack to help you (a Vulture on higher levels) but you must rush around the platforms and ladders collecting cans of fuel (legs of lamb with the Vulture) and cursing that weird Bubble. Once you have enough fuel then it's Chocks Away!

Oh... but don't run out of fuel on the way – otherwise it's... SPLASH!



- 1. Diamonds
- 2. Sea
- 3. Platforms
- 4. Ladders
- 5. Fuel Cans
- 6. Rocket
- 7. Vulture
- 8. Leg of Lamb
- 9. Player
- 10. Bublloid
- 11. Fuel Gauge
- 12. Men remaining

AW-new-new-new-new-new-new



Z-XTRICATOR

A long time ago, in a galaxy far, far, away a terrible war took place between two hostile races. Any prisoners taken could not expect to live very long in the hands of their captors. Their only hope lay with a group of valiant warriors – the XTRICATORS – whose task it was to rescue fellow beings from the alien planet's surface. You are about to take on the role of such a warrior...

Please send me:

	QTY	TOTAL AMOUNT
FORTY NINER £5.95		
ROCKET MAN £5.95		
Z-XTRICATOR £5.95		
TOTAL		

Available from all good computer shops or send cheque/P.O. for £5.95 (inc. P&P) to:

Software Farm,
FREEPOST (No stamp required) (BS3658),
BS8 2YY.

Software Farm, 155 Whiteladies Road, Clifton, Bristol BS8 2RF.
Telephone (0272) 731411. Telex 444742 AFMADV G

HARVEST TIME AT SOFTWARE FARM

ZX81 owners need no longer feel neglected, this competition is just for them!



Ooh arr me dears, down in wess country we be workin'ard ter keep up with the demand fer our games. T'old Cosmic Cockerel be knacked with all the extra work. Still we baint gonna let T'old ZX81 die out are we eh?

All right I admit it, I wrote this and not Julian Chappell who is the owner and programming genius behind Software Farm and their superb hi res ZX81 games. The trouble is that we all have this image of slow witted, smock garbed, straw chewin' yokels when we think of England west of Reading!

It still seems so to many suppliers when Julian attempts to get his ZX81 programs into the shops — "You're not still writing programs for that

machine, no one owns one of those nowadays" — is a typical comment in spite of the fact that the ZX81 was THIRD in a recent owners' poll!

The best service available for ZX81 owners is from this company, obviously they are promoting their programs, but also they supply the best and most informative newsletter, the most helpful enquiry service based on the '81 that I know of. This is supplied through their own ZX81 owners software club which they run and which costs £4.00 a year (£5.50 outside Britain) or £10.00 for life membership.

Julian assures me that this club is non profit making and, seeing the work that goes into

an issue of the newsletter I can well believe it!

Now, members of their software club get a badge, or can buy a T shirt, with the distinctive "Cosmic Cockerel" logo on it and they are urged by SF to "wear it with pride, and not be ashamed of your ZX81", a sentiment I approve of.

The Prizes

For the first TEN winners of our competition we, the Cockerel and ZXC, are offering a year's free membership of the Software Farm ZX81 owners club, plus a T shirt, plus the choice of one of their highly acclaimed games.

The next ten runners up will also get a year's free membership to the software club and the game of their choice.

Everyone who enters will receive a voucher from Software farm which will enable them to claim £1.00 off a life membership to be club. You really can't lose!

So, study the competition and post your entry right away.

The Competition

All we want you to do is to make as many words as possible, using the letters in SOFTWARE FARM. Apart from A and R, which you may of course use twice, all the letters may only be used once in each word.

We will check all answers against the Oxford paperback Dictionary and the winners will be those who find the highest number of words.

To Enter

Write your words, in alphabetical order, on a sheet (or two) of paper and add your choice of game (Forty niner, Rocketman, Z-xtricator) and your T shirt size, (small, medium, large).

Put your entry in an envelope and write in the top left corner on the BACK of it, the number of words which you made, stamp it and post it to us then sit back and keep your fingers crossed!

The rules

- This competition is open to all UK and Northern Ireland readers of ZX Computing except employees of Argus Specialist Publications Ltd, their printers and distributors, employees of Software Farm or anyone associated with the competition.
- As long as each entry is sent in an individual envelope, there is no limit to the number of entries from each individual.
- All entries must be postmarked before 31st May 1985. The prizes will be awarded to the






twenty entrants who make up the most words from the name SOFTWARE FARM. No correspondence will be entered into regard to the results, and it is a condition of entry that the Editor's decision is accepted as final.

● The winners will be notified by post and the results will be published in a future issue of ZX Computing.

Unique competition

I'm afraid that those people announced as winners in last year's Unique competition (August/September) have had a rather long wait for their prizes. Unfortunately, although we supplied Unique with the names and addresses of the winners some time ago, we have had no reply from them despite numerous attempts to contact them. We will therefore, arrange for alternate prizes to be sent out to all the winners as soon as we can, and apologise to all concerned for any disappointment they may have experienced.



Prism competition

Prism on the other hand, were kind enough to contact us within a matter of days after we sent them the list of winners in the 'Movit' competition, to tell us that the prizes were already in the Post. Winners should have received them by the time they read this.

Temptation winners

Having ploughed through the enormous stacks of entries for the Temptation Software competition (December/January) I can now announce the names of the 60 winners. It was quite noticeable that the entries were divided almost 50/50 between owners of Spectrums and

ZX81s, with Spectrums having an extremely slight advantage. Anyway the winners are:


- Stephen Waterhouse of Cleveland
 J.C. Peach of London
 Thomas McCreadie of Ayresshire
 Peter Simpson of Spain
 M.L. Rostance of Wales
 Mrs S. Mackman of Lincolnshire
 Mrs A.R. Anderson of Dartford
 Lawrence Millea of Liverpool
 Paul Nesbitt of Kidderminster
 E.J. Rowe of Gosport
 John Merrigan of London
 John Whittle of Merseyside
 A.W. Abbot of Wales
 Christopher Stapleton of Lincolnshire
 Alex Dyke of London
 Matthew Hales of Suffolk
 Sarah Fry of Coventry
 Mike Bedford-White of Birmingham
 L.T. Gardner of Herts

- James Nickolls of Sussex
 James Hawkins of Bristol
 E.W. Fairweather of Lincoln
 Mr Alan Logie-Campbell of Cheltenham
 Robin Law of Coventry
 Mrs E. Sadler of Chelmsford
 B.E. Collins of Fife
 M. Souter of Fife
 M.J. Parker of Letchworth
 A. Jackson of Hull
 Matthew Sadler of Chelmsford
 Henry Morton Stanley of Sanderstead
 G.R. Dykes of Southampton
 D.D. Cockitt of Birmingham
 Mr A.E.W. Greenwall of St. Albans
 Ian Ward of Northampton
 Mr M.F. Barrett of Colchester
 David Condillac of Liverpool
 K.L. Inman of Sheffield
 D.J. Bauernfeind of Luton
 Christopher Worthington of Macclesfield
 Walter Scott of Coventry

- Mr M.A. Tate of Enfield
 John McMullen of Irvine
 Stephen Higgins of Hounslow
 Mrs N. Hamilton of Devon
 Jason Rowntree of Cumbria
 W.D. Harrison of Leeds
 Eric Landers of Hastings
 Kevin McGowan of South Wirral
 Martin Lyford of Wales
 Mr R.F. Norman of Maidenhead
 J. Royle of London
 D.G. Knapp of Essex
 E.A. Gilchrist of Dunstable
 Mr G.M. McEwan of Scotland
 Anthony J. Beer of Sussex
 Mark Baller of Birmingham
 Daniel Wilson of Bristol
 Mr P. Hayward of Nuneaton
 Eric R. Waters of Brighton

Our congratulations to all of the above, but if you weren't a winner, don't be disheartened as there are a lot more competitions to come.

TWO GREATS FOR THE SINCLAIR QL



Tim Hartnell's QL Games Compendium

From Tim Hartnell (the author, PCW magazine called 'Mr Sinclair'), comes this major games book for the QL...

Not only does it contain listings for more than 20 complete games, but the detailed instructions and ideas will help you develop your own games, whilst improving your programming as you do so. There is even a complete chapter to teach you how to create moving graphics games on your QL!

The Programs include:

- ELIZA** — in which your QL acts as a psychiatrist and talks to you.
- OTHELLO** — challenge your QL to a round of Reversi/Othello.
- MAGICIAN'S MAZE** — high adventure exploring ruins after gold.
- DETECTIVE Q** — solve the murder; different each time it runs.
- STOCKBROKER** — a challenging simulation puts thousands in your control as you work towards getting a million.
- TRYST WITH MEPHISTOPHELES** — nearly 20K of challenging adventure.
- QL RACER** — real-time moving graphics, in a game few will win.

Exploring the Sinclair QL An Introduction to SuperBASIC

Here's your chance to explore the potential of SuperBASIC, the sophisticated language supplied with the Sinclair QL.

Designed to help you write better, clearer programs, Sinclair SuperBASIC is a state-of-the-art programming language, a language which keeps pace with the hardware innovations of the computer.

Andrew Nelson, author of several popular computer books, explains all the important concepts, key words, commands and statements of SuperBASIC. In this book, he explains that many of the programming skills you have from the Spectrum can be directly transferred to the QL, and show how — as you learn the new words in the QL's vocabulary — your programs can gradually be made more complex and sophisticated, by incorporating the new commands and statements.

Interface Publications, Department QZX
9-11 Kensington High Street, London W8 5NP.

Please send me the following books.
I enclose a total of £ _____

- Tim Hartnell's QL Games Compendium
Tim Hartnell. ISBN 0 947695 04 4 £5.95
- Exploring the Sinclair QL —
An Introduction to SuperBASIC
Andrew Nelson. ISBN 0 907563 84 8 £4.95
- Mastering Machine Code on your ZX
Spectrum — Tom Baker £9.95
- Spectrum Machine Code Made Easy,
Volume One for beginners — James Walsh £5.95
- Spectrum Machine Code Made Easy,
Volume Two for advanced programmers
Paul Holmes £5.95
- The Spectrum Machine Code Reference
Guide — Richard Ross Langley £4.95

- Creating Adventures on your ZX Spectrum
Peter Shaw and James Mortimer £4.95
- Putting Your Spectrum to Work (including 15
major programs, a word processor
and spread-sheet calculations)
Chris Collesiter £4.95
- Creating Arcade Games on the ZX Spectrum
— David Hayward £3.95
- Programming Your ZX Spectrum
Hartnell/Jones £6.95
- 60 Games and Applications for the
ZX Spectrum — David Hayward £4.95
- Beyond Simple BASIC — Delving Deeper
into your ZX Spectrum — Delys Jones £7.95
- Instant Spectrum Programming (tape and
book) — Tim Hartnell £4.95
- 20 Simple Electronic Projects for the
Spectrum — Stephen Adams £6.45

Interface Publications, Department QZX
9-11 Kensington High Street, London W8 5NP.

Name _____
Address _____

TRADE ONLY: Interface Publications are distributed exclusively in the UK and
Europe by WHS Distributors. Export orders handled by Interface Publications.

INTERFACE
PUBLICATIONS 

We're the experts!

O'LEVELS

not just revision but also tuition
for the spectrum 48k

Mathematics 8 programs TOTAL 150k	fractions, square roots, decimals, logarithms, areas, sets, accuracy, bases, interest, volumes, indices, standard form, modulo, number sets, pie charts, histograms, simultaneous equations, bar charts, averages, probability, algebraic laws, quadratics, matrices, vectors, transformational geometry, trigonometry, differentiation, integration, factors, angles.
Physics 7 programs TOTAL 140k	reflection, wavelength and frequency, refraction, lenses, the eye and its defects, diffraction, colour, magnetism, motors, Ohm's law, amps, volts, series, parallel, electronics, heat, gas laws, energy forms, specific heat, kinetic energy, half-lives, atomic structure, radiation, isotopes, Newton's laws.
Biology 6 programs TOTAL 120k	plant and animal cells, genetics, inheritance, reproduction in man, asexual and sexual reproduction, flowering plants, photosynthesis, osmosis, transpiration, transport, bacteria food classes, diet, alimentary canal, respiration, excretion eye, skin, nervous system, ecosystem, food cycles, fungi earthworm, amphibians, birds, mammals, response.
Computer Studies 7 programs TOTAL 140k	data collection, coding, storage, processing, presentation, validation, d.p. systems, privacy, security, hardware, I/O devices, software, low and high level languages, machine-code, assemblers, interpreters, compilers, errors in programming, aids to debugging, microcode, machine organisation.
Chemistry 8 programs TOTAL 150	Matter states, action of heat and electricity, reaction with air, water, acids alkalis, halogens, oxygen, sulphur, nitrogen, phosphorus, carbon, hydrogen, alkali metals, alkaline earth metals, transition metals, organic chemistry, atoms, formulae, molar mass, equations, ions, periodic table, bonding, gases, metal extraction, polymers, fertilizers.
French 8 programs TOTAL 160k	Regular and irregular verbs, reflexives, indicative, subjunctive, passive, infinitive, agreement, pronouns, definite, indefinite and partitive articles, single and compound nouns, adjectives and their forms, adverb phrases, comparatives and superlatives, conjunctions, prepositions, idioms, measurements.
Electronics 8 programs TOTAL 150k	Energy and its sources, power distribution, a.m.f., p.d., charge, current, power, r.m.s. values, resistors, series and parallel, capacitors, time constants, inductors, transformers, resonance, microphones, loudspeakers, heat and light sensitive devices, diodes, transistors, logic circuits, multivibrators, meters, CRO, amplifiers, feedback.

each subject only £7.95 inc p/p

Available Soon

English Language 8 programs TOTAL 160k	Composition, narration, description, discussion, letterform transaction, expression, emphasis, sentence construction, paragraph construction, punctuation, argument, awareness of context, idioms, inference, summarising.
German 8 programs TOTAL 160k	Strong, weak, reflexive and mixed verbs, singular and plural, indicative active and passive, subjunctive imperatives, infinitives, accusative and dative, articles, nouns, pronouns, adjectives, adverbs, conjunctions, prepositions, numbers, time, quantity, idioms, word order.
Economics 8 programs TOTAL 180k	Price level forces, changes in output, employment and growth, revenue and expenditure, financial institutions, international trading, population and its structure, market forces, supply and demand, price formation, industrial location, scale and forms of enterprise, mixed economy.

LOGO, FORTH PASCAL & C

1 program Each 30k	Teaching versions of these languages, including a full text editor (screen editor) and a 48 page tutorial manual. Saving and loading of programs is a screen editor function. Trace facilities are provided for easy tuition and debugging. Availability: Pascal now, C now, Logo soon, Forth soon.
--------------------	---

each language only £5.95 inc. p/p

GCE TUTORING 
quality educational software

40 BRIMMERS HILL, WIDMER END, HIGH WYCOMBE, SUCKS. HP15 6NP

please send me:

my name and address:

my computer is a:

I enclose a cheque / P.O. for £.....
made payable to G.C.E. Tutoring

FAST SPECTRUM REPAIRS

AVERAGE REPAIRS £15
MANCOMP LTD.



**FIRST CO.
IN ALL U.K. TO
INTRODUCE WHILE-U-
WAIT SERVICE. NOW
FIRST TO OFFER AN
INTERNATIONAL
REPAIR SERVICE.**

- MOST SPECTRUMS REPAIRED IN 45 MINS.
- PLEASE PHONE FOR APPOINTMENT FIRST.
- OR PHONE/SEND SPECTRUM FOR FREE ESTIMATES. ENC £1.80 (U.K. I.O.M. EIRE. C.I.) £6.50 (EUROPE/SCANDANAVIA)
- NO HIDDEN HANDLING CHARGES.
- 24 HR TURNAROUND.
- EVERY MICRO INSURED FOR RETURN JOURNEY.
- OPEN TILL 7 P.M. MON-SAT.

"I have come across a firm that will be more than willing to advise you as to how to remedy your problem. They are called MANCOMP, and as well as repairing faulty Spectrums, are also quite willing to discuss your problems with you, and offer reasonably cheap, and (more importantly) correct cures"

PHIL ROGERS 'PEEK & POKE'
"POPULAR COMPUTING WEEKLY"
JAN 1985. (VOL IV NO 1)

Deutscher Express-Dienst

Auf Bitten unserer deutschen Kunden bieten wir jetzt einen Reparatur-Eildienst zum Festpreis von £35,00 (einschl. Porto und Verpackung).

Sie senden Ihren SPECTRUM und £35,00 per Euroscheck (ohne Netzstromgerät oder Kabel).

Stecken Sie Ihren Brief in einen Umschlag aussen am Paket.

Wir bessern Ihren SPECTRUM am gleichen Tag aus, an dem wir ihn erhalten.

Sie sollten Ihren SPECTRUM innerhalb von 6 Tagen zurückerhalten.

Für dringende Reparaturen berechnen wir Ihnen einen Zuschlag von £8,00 zur Rücklieferung innerhalb 48 Stunden, überall in der Bundesrepublik.

Für Bildungsstätten und Schulen gelten Sonderpreise.

Wir suchen Techniker für unsere geplante deutsche Niederlassung, die wir ausbilden und bitten um Zuschriften von Interessenten.

MANCOMP LTD. (Dept ZX)
Printworks Lane,
Manchester M19 3JP
061-224 1888

POOLS PREDICTION

Outputs best draws, homes and aways. Features analytical draw finder, Prints team form comparison graphs. Analyses and graphs results every week. Takes full account of midweek games and "Cup" matches between main league teams. Promotion/relegation option. (Can be used from season to season.) Easy to use, even for beginners. No fiddly database required. Gives paper printout of predictions if required. Full back-up service. All customers letters answered promptly. 36 wins (230 dividends) received by author so far.

"This is the best and most scientific of any program I have seen" — (Secretary, Orpington Computer Club)

"Once again, thank you for one of the best investments I have made" — Mr D. L. B. (Feltham)

"I would like to congratulate you on your excellent service — it is a rare thing these days" — Mr L. G. P. (Shrewsbury)

RACING PREDICTION

An easy to use predictor, by the same author, for the flat racing season. No knowledge of racing required. Input information from any daily newspaper. Holds data on draw advantage and ground conditions for 37 British courses. Self-teaching program is never out-of-date.

ASK FOR : BRITISH POOLS at £11.95
: AUSTRALIAN POOLS at £11.95
: FLAT RACING at £11.95

Allow 7 days for delivery. Cheques, P.O.s payable to **Rombest**. Overseas customers please add £1 for P&P.

ROMBEST

Dept. ZX, 2 WELLAND CROFT, BICESTER,
OXON OX6 8GD.

AVAILABLE FOR 48 SPECTRUM ONLY

Spectrum lessons

Mike Edmunds administers a gold star or rap on the knuckles to a mixed bag of Educational software.



Almost everyone in the field of education, and beyond, must have, by now, accepted the fact that the computer has served its period of apprenticeship within the school. It has, for the most part, found an acceptable and valuable role within the school curriculum.

Although this statement may be challenged by many, it is nonetheless obvious that the computer is destined to become an even more integral part of our children's education in the future and, though not all of us may like it, as teachers and parents we have an obligation to see that its full potential is realised.

Educationally the computer is, at the very least, the equivalent of an "electronic wordcard" and can be thought of as a valuable resource to sit alongside the Maths equipment and the reference books.

From the early days (it is really only 2 years since the DOI package?) when there was a mad scramble for any software that could remotely be labelled as 'educational' we have, thankfully, become more discerning, and parents and teachers alike now look carefully to decide whether or not a particular program really fulfills a need.

The criteria by which we can judge a particular program are many and varied, but essentially there is now a more enlightened attitude about what constitutes quality software. The standard of educational programs has increased tremendously in what is really a very short time — the

user can now afford to be choosy. The content of programs must increasingly be adaptable and of lasting value, able to offer an ever widening range of experiences.

That is not of course, to ignore totally the ever present 'drill and practice' programs which still have their uses, but nowadays a program must be seen to be of 'real' value to earn its place in an educational context.

The batch of programs under review this issue appear to cover a wide area of interest but not all live up to the high standards which teachers and parents alike have a right to expect from 'educational software'.

Educational Cassette One Turtle Software

Firstly, from a newcomer to the education scene, Turtle Software, comes **Educational Cassette One**. This is intended for children of six to eleven, and contains four programs; Maths, Hangman, Co-ordinates, Alphabet Tutor and Compass.

The programs all come under the 'drill and practice' banner in that they are intended as reinforcements of work already taught, but the overall impression is nevertheless one of quality. The first page of the comprehensive instruction pamphlet outlines the aims of the programs and then proceeds to give an analysis of the individual programs. Each program is identified by filename, number of bytes and loading time.

The individual structure of each program is detailed, together with lists of the UDG's and variables used, and a list of suggested modifications for tailoring to your own purposes. The contents of each of the programs are evident from their titles, but each has been design-

ed to make the practice an enjoyable experience.

Colour, sound and graphics are excellent throughout and each program is very user-friendly, guiding the pupil effectively through outlines of the concepts involved and then testing by means of a game. The programs have been fully tested in schools and provide an ideal method of learning reinforcement, although I see the real value of this as being a package to stimulate and extend the fun of learning at home.

If what you want are some well designed drill and practice programs then at £4.95 this is value for money. Available from Turtle Software, 'Wychwood', School Road, Finstock, Oxford OX7 3DJ.

Maths: Educational Software

From Educational Software comes a **Maths** tape. No instruction sheet so it was a question of plunging straight in!

A colourful instruction screen leads you to a selection screen with options for each of the four rules as well as tables and fractions, together with a new name option. This tape therefore, is presumably, intended for school use.

Being a glutton for punishment, I selected the hardest level of + and -, however this wasn't very hard. The numbers are formed from large block graphics and are easy to read, especially for the younger (say, Infant level) child. This section is preceded by a tune which quickly becomes irritating, but is thankfully short.

The questions must be answered correctly, wrong answers just give you the opportunity to try again until you get it right. There is no reward apart from the tune (!) and a message giving your score as a percen-



tage. I can't see Infants understanding percentages however.

Division next... small figures here, but essentially the same format. Similarly with Multiplication, although here there is a wider range of problems, ranging from Tens and Units multiplied by unit, right up to multiplication of decimals.

Tables next and, in common with all sections this has a different graphic introduction again, unfortunately accompanied by the tune. The 'times' sign here was only the Spectrum * and that really is not acceptable, even for those children familiar with computers.

The final option is Fractions and apart from the recent move away from all but the simplest fraction work for children of Primary age... (you didn't come across that whilst reading your Cockcroft Report!) this section has a rather nasty way of working out the answers.

If, for example the question requires $2/5 + 5/8$, then entering 41/40 should be right, but it wasn't. The program kindly informs you that the answer is "not perfect" and should be "1". There are even more extreme examples of this nature. So even though the program has gone to great pains to dress up with graphics and sound what is just another drill/practice variation I am afraid, for me at least the result is "not quite perfect," and because of the alarming fractions bug I cannot recommend this in any way whatsoever in its present form.

Educational Software are at: 20 Beaufont Rd., Camberley.

Educational Compendium Orwin Software

Michael Orwin will be well known for many of his games compendiums. Here, he tries his hand at Educational Compendium 1.

This has been available for about a year now and, on the whole, can be recommended. There are 16K and 48K programs on the same tape, the 48K program being an enhanced version of one of the 16K programs.

The first side provides nothing that is not also available elsewhere, but all the games have a nice feel about them. . . Equivaders is where you fire 'correct' signs at alien equations and Reveal is a very elaborate form of cloze procedure (essentially a difficult type of Hangman), where you can buy all occurrences of a letter or predict where a certain letter will appear. One point here is that, if you use a monitor, the placement cursor disappears. . . but on a television set the problem is not noticeable!

There are 20 different texts stored on the tape for this program and there is also an option to create your own. Fairly comprehensive, if not entirely original.

The second side has variations of turtle graphics, more commonly recognised as Logo language which allows quite complex drawing of patterns and geometric shapes on screen. Tortmaze and Tortrail are games to introduce you to the procedures that you will encounter in the tortoise graphic program proper. This is quite versatile and provides all the options of the real Logo, including the storage of your own procedures (here called macros).

The biggest problem with the whole program however lies with these macros. I wanted to see the procedure which drew a "street" so I "called it up" and waited. . . and waited. . . and went and had tea, and waited. As you have guessed, it is very SLOW. Maybe there was a way of speeding it up but I couldn't find it. Apart from the macros the whole program works beautifully.

The programs in this compendium work, are well designed and quite good fun. If you also want the advantage of a cheap version of Logo (Sinclair's being around £30) then look no further. Nine programs for £6 is worthwhile. Available from Orwin Software, 26 Brownlow Road, London NW10 9QL.

Spelling Bee Image Systems

Two programs with a foreign flavour next. Firstly **Spelling Bee** from Image Systems. This has an option for English or French and there are two difficulty levels.

Side one is easy, side two hard. No age levels are given but it would be usable from five upwards, and of benefit for those just beginning French.

There are four levels, all of which follow the same format; a picture is drawn and you must name it! All the pictures have been painstakingly built up using the block graphic variations but are well done.

The problem occasionally occurs of recognition, but as the same sets are used throughout the child soon learns what is what. Nice graphic rewards with a score and the whole tape is easy to use.

The french aspect just requires words using exactly the same pictures. I suppose this is yet another drill and practice program, and as such might not find much of an acceptance within the classroom but would prove to be a good 'home educational' type program. Image Systems are at: 34 Lynwood Drive, Worcester Park, Surrey KT4 7AB.

Learn German Chalksoft

Learn German with Das Schloss from Chalksoft. This is a game which teaches and tests your knowledge of German. As such, it is intended for those with some grasp of the language although it could be used by beginners with a bit of help.

There are ten lists available, helping the tourist and student alike. The idea is another version of cloze, a missing word being required. . . this time in German. The English translation of the word is given and success



means another day's work has been completed on Das Schloss (The castle).

The castle is completed after 22 correct answers, although you can cheat with a judicious use of the ENTER key!

There is an option to use any of the different lists supplied or to create and use one of your own. Chalksoft claim that. . . "These programs are invaluable to children and adults who are learning German. In fact they are useful to anyone who wants to brush up on their German vocabulary." For once I agree with the inlay card! This is a computerised phrase book, although it might be a bit unwieldy to carry around. Learn German costs £7.45, from Chalksoft, P.O. Box 49, Spalding, Lincolnshire.

The Princess and The Wicked Witch Finsbury Computers

And now a tale of medieval terror. From Finsbury Computers Ltd comes the story of the Prince, the Princess and the Wicked Witch.

It seems that in the land of Mundania everyone is happy, all except the wicked witch who just cannot stand to see people enjoy themselves. So, without more ado she flies off to the Royal Palace and kidnaps Princess Serena, whisks her away to her castle which she then proceeds to make invisible.

Enter Prince Roland to save

the day, only it turns out that the witch has set lots of little traps along the way and Prince Roland can't solve them without your help. . .

What this all boils down to is a simple practice program for children who are at the basic stages of Maths. The program is graphically excellent but has nothing new in content. The reward of the program is, of course, to save the Princess and there are some nice touches along the way.

The error trapping of answers is rather suspect and needs to be sorted out. Apart from this there are no real problems and this may well appeal to the younger home user. . . but once you've saved one princess. . .!

In conclusion, this month's batch of programs have, for the main, fallen into the drill and practice heading and although of varying quality, they nevertheless cause me to reiterate a question I posed a few issues ago. . . where are all the innovative educational programs?





PLATFORM JACK

A three screen platform game from Minehead's jumpin' John Silvera!

Up and down, up and down, what a job! and I don't even get danger money. The problem is that I have to work out the order in which to make my rounds otherwise I lose my pay bonus — or even my life.

All I can really say is "HELP!!!"

Although this program is written entirely in BASIC, it incorporates some clever graphic routines, imaginative sounds and a nice starting tune.

All instructions for play are shown when the program is run. You will find that in places you cannot jump, but do not worry, there is always a route for you to follow.

On each set there is only one main route so watch where you are going.

Program structure

10-30	Initialise
100-500	Main loop
1000-1999	Screen 1
2000-2999	Screen 2
3000-3999	screen 3
5000-5999	Set up frame and screen variables
6000-6400	Jumping routines
7000-7100	Death routine
7110-7499	Ask for another go
7500-7599	End of set
8000-8999	User defined graphics
9000-9071	Title page
9080-9599	Instructions
9600-9605	Set up variables and start game
9620-9670	Completed game
9700-9800	Starting tune

The listing for Platform Jack

```

1 REM *****
  XUnderlined charactersX
  Xare entered in X
  XGRAPHICS mode. X
  *****
10 IF PEEK USR "a" (>255 THEN
GO SUB 8000
20 GO SUB 9000
30 GO SUB 1000
40 LET xx=x: LET yy=y
100 IF xx=x AND yy=y THEN GO T
O 105
101 PRINT AT yy,xx: "JAT y,x:IC
HR# (ch): LET xx=x: LET yy=y
105 IF sh=1 AND it=4 THEN PRIN
T FLASH 1; BRIGHT 1; INK 4; AT 1
3,1: "J"
106 IF sh=2 AND it=9 THEN PRIN
T FLASH 1; BRIGHT 1; INK 4; AT 1
0,4: "J"
107 IF sh=3 AND it=15 THEN PRI

```

```

NT FLASH 1; BRIGHT 1; INK 4; AT
18,4: "J"
109 IF it=15 AND y=18 AND x=4 T
HEN GO SUB 7500: GO SUB 9620
110 IF ATTR (y,x)=252 THEN LET
sh=sh+1: GO SUB 7500: GO SUB (1
000/sh)
120 IF (INKEY#="z" AND f=3 AND
ATTR (y,x-1) (>40) THEN LET x=x-
1: LET j=1: LET ch=159
125 IF (INKEY#="x" AND f=3 AND
ATTR (y,x+1) (>40) THEN LET x=x+
1: LET j=0: LET ch=160
128 IF INKEY#="a" THEN RUN
130 IF (INKEY#="m" AND x>3 AND
x<29 AND ATTR (y-1,x) (>40 AND AT
TR (y-1,x+1) (>40 AND ATTR (y+1,x
)=40) AND ATTR (y-1,x-1) (>40) THE
N GO SUB 6000
140 IF (INKEY#="k") THEN GO SU
B 4000
030 IF ATTR (y,x)=57 OR ATTR (y

```



```

,x)=58 OR ATTR (y,x)=62 THEN LE
T it=it+1: BEEP .004,y: PRINT AT
0,6;it
245 IF ATTR (y+1,x)<>40 AND ATT
R (y<4,x)<>40 THEN LET dr=dr+1:
IF dr<>5 THEN GO TO 249
247 LET dr=0
249 IF dr=4 THEN GO SUB 7000
250 IF ATTR (y+1,x)<>40 THEN P
RINT AT y,x;" ": LET y=y+1: LET
f=f-2: BEEP .005,y: GO TO 100
255 IF ATTR (y+1,x)<>40 AND ATT
R (y+5,x)<>40 THEN GO SUB 7000
270 IF ATTR (y,x+1)=59 OR ATTR
(y,x-1)=59 THEN BEEP .01,x: PRI
NT AT y,x-1;" ": LET sc=sc+5
280 IF ATTR (y+1,x)=40 THEN LE
T y=y: LET f=3
290 IF ATTR (y+1,x)<>40 AND ATT
R (y+5,x)<>40 THEN GO SUB 7000
300 LET l=l+1: IF l>16 THEN LE
T l=9
500 GO TO 100
1000 REM screen1
1005 LET d$="BBBB": LET b$="BBB"
: LET c$="BB"
1010 GO SUB 5000
1020 PRINT INK 0; PAPER 5;AT 4,
0;b$;c$;AT 4,6;c$;AT 4,9;d$;AT 4
,25;d$;AT 5,13;c$;AT 6,13;d$;AT
7,3;d$;AT 7,13;b$;b$;AT 7,20;b$;
b$;AT 7,28;b$
1035 PRINT AT 18,1; INK 0; PAPER
5;c$;AT 19,1;d$;AT 20,1;b$;b$
1040 PRINT INK 0; PAPER 5;AT 10
,0;b$;AT 10,23;b$;AT 10,27;d$
1050 PRINT INK 0; PAPER 5;AT 12
,3;c$;AT 13,17;b$;b$;AT 13,24;c$
;AT 16,26;d$;AT 20,24;c$
1060 PRINT INK 0; PAPER 5;AT 13
,5;c$;AT 14,7;c$;AT 15,9;c$;AT 1
6,12;c$;AT 17,15;c$;AT 18,18;c$;
AT 19,21;c$
1065 PRINT PAPER 5; INK 0;AT 14
,1;c$
1070 PRINT AT 18,29; INK 0; PAPE
R 5;c$
1080 PRINT PAPER 7; INK 6;AT 17
,1;"H"; PAPER 7; INK 2;AT 3,1;"I
";AT 11,2;"I";AT 12,17;"I"; PAPE
R 7; INK 1;AT 6,30;"E"
1999 RETURN
2000 REM screen2
2005 CLS
2010 GO SUB 5000
2020 PRINT PAPER 5; INK 0;AT 4,
7;"B";AT 4,9;c$;AT 4,12;d$;d$b$
;c$;AT 4,26;c$;AT 4,29;c$;AT 6,2
7;c$;AT 7,13;b$;AT 8,11;c$;AT 8,

```

```

16;b$;AT 8,24;b$;d$;AT 10,18;c$;
AT 10,24;c$
2030 PRINT PAPER 5; INK 0;AT 11
,11;c$;AT 11,14;"B";AT 11,16;c$;
AT 12,24;c$;AT 13,26;c$;AT 14,28
;b$
2040 PRINT PAPER 5; INK 0;AT 4,
1;b$;c$;AT 7,5;b$;AT 8,3;c$;AT 1
0,1;c$;AT 11,3;c$;AT 11,8;c$;AT
13,5;d$
2050 FOR i=14 TO 20 STEP 2: PRIN
T PAPER 5; INK 0;AT i,4;"B": NE
XT i
2060 PRINT PAPER 5; INK 0;AT 8,
8;c$;AT 16,9;b$;c$;AT 16,15;c$;A
T 16,25;c$;AT 17,17;c$;AT 17,27;
"B";AT 18,25;"B";AT 18,28;"B";AT
20,25;"B";AT 20,19;c$;AT 20,3;"
B"
2070 PRINT PAPER 7; INK 1;AT 3
,1;"B";AT 15,26;"B"; PAPER 7; IN
K 2;AT 3,30;"I";AT 9,19;"I"; PAP
ER 7; INK 6;AT 15,4;"H"
2500 LET x=30: LET y=10
2999 RETURN
3000 REM screen3
3005 CLS
3010 GO SUB 5000
3015 LET b$="BBB": LET c$="BB"
3020 PRINT PAPER 5; INK 0;AT 5,
1;b$;AT 5,9;c$;AT 5,12;b$;c$;AT
6,4;c$;AT 7,6;b$;AT 8,9;"B";AT 8
,12;c$;AT 9,15;c$;AT 10,2;c$;AT
10,10;"B";AT 10,17;c$;AT 10,21;"
B";AT 11,4;c$;AT 12,7;c$;AT 12,9
;"B";AT 12,17;c$;AT 12,21;"B";AT
13,15;c$;AT 14,10;c$;AT 14,12;b
$;AT 14,20;c$;AT 16,9;"B";AT 16,
20;c$;AT 17,17;c$
3030 FOR i=1 TO 11: PRINT PAPER
5; INK 0;AT 18,5+i;"B";AT 4,20+
i;"B";AT 8,20+i;"B": NEXT i
3040 FOR i=13 TO 18: PRINT PAPE
R 5; INK 0;AT i,5;"B": NEXT i
3050 FOR i=11 TO 19 STEP 2: PRIN
T PAPER 5; INK 0;AT i,30;"B": N
EXT i
3060 FOR i=5 TO 7: PRINT PAPER
5; INK 0;AT i,21;"B": NEXT i
3070 PRINT PAPER 5; INK 0;AT 1
3,1;c$;AT 15,3;c$;AT 17,1;c$;AT
19,3;c$;AT 15,26;c$;AT 17,25;b$;
AT 18,27;c$;AT 19,25;b$;AT 10,21
;c$;AT 12,21;c$;AT 6,30;"B"
3080 PRINT PAPER 5; INK 0;AT 5,
19;c$;AT 7,18;c$;AT 20,23;c$;AT
18,28;"B";AT 12,27;"B";AT 12,29;
"B"
3090 PRINT PAPER 5; INK 0;AT 14

```



```

,28;"B"
3100 PRINT PAPER 7; INK 1; AT 4,
1;"B"; AT 11,28;"B"; INK 2; PAPER
7; AT 7,30;"I"; AT 20,1;"I"; INK
6; PAPER 7; AT 7,12;"H"; AT 20,25;
"H"
3600 LET x=15: LET y=2
3999 RETURN
4000 IF ATTR (y-1,x)<>40 OR ATTR
(y-2,x)=40 THEN RETURN
4005 PRINT AT y,x;" ": BEEP .007
,y-1: BEEP .005,10
4010 IF ATTR (y-2,x)=62 THEN BE
EP .005,0: LET it=it+1: PRINT AT
0,6;it
4020 LET y=y-2: BEEP .007,15: PR
INT AT y,x;CHR$(ch)
4500 RETURN
5000 REM Frame
5010 PRINT PAPER 5; INK 0; AT 1,
0;"XXXXXXXXXXXXXXXXXXXXXXXXXXXXXXXX
XXX"; AT 21,0;"XXXXXXXXXXXXXXXXXXXX
XXXXXXXXXXXXXXXXXXXX"
5020 FOR i=1 TO 20: PRINT INK 0
; PAPER 5; AT i,0;"B"; AT i,31;"B"
: NEXT i
5030 PRINT AT 0,0;"Items ";it; AT
0,13;"Men ";m; AT 0,24;"Sheet ";
sh
5100 IF sh=1 THEN LET x=26: LET
y=2
5110 IF sh=2 THEN LET x=30: LET
y=10
5120 LET ch=159
5999 RETURN
6000 REM Jump
6010 IF j=0 THEN GO TO 6110
6020 PRINT AT y,x;"E": BEEP .01,
13
6025 FOR i=1 TO 10: NEXT i
6030 PRINT AT y,x;" ": LET y=y-1
: BEEP .01,16
6040 LET x=x-1: PRINT AT y,x;"I"
: BEEP .01,18
6045 FOR i=1 TO 10: NEXT i: PRIN
T AT y,x;" ": BEEP .01,21: LET x
=x-1
6050 IF ATTR (y+1,x)=40 THEN RE
TURN
6060 LET y=y+1: PRINT AT y,x;"E"
6100 RETURN
6110 PRINT AT y,x;"B": BEEP .01,
13: FOR i=1 TO 10: NEXT i: PRINT
AT y,x;" ": BEEP .01,16
6200 LET x=x+1: LET y=y-1: PRINT
AT y,x;"U": BEEP .01,18: FOR i=
1 TO 10: NEXT i: PRINT AT y,x;"
": BEEP .01,21: LET x=x+1
6225 IF ATTR (y+1,x)=40 THEN RE

```

```

TURN
6230 LET y=y+1: PRINT AT y,x;"E"
6400 RETURN
7000 REM die
7010 FOR v=y TO 20: BEEP .01,y:
PRINT AT v,x;"H": FOR n=1 TO 4:
NEXT n: PRINT AT v,x;" ": IF ATT
R (v+1,x)<>40 THEN NEXT v
7020 PRINT AT v,x;"E": BEEP .04,
10
7030 FOR i=1 TO 30: NEXT i
7040 PRINT AT v,x;"G"
7045 FOR i=1 TO 30: NEXT i
7050 LET m=m-1
7060 PRINT AT 0,17;m
7070 IF m<1 THEN FOR i=1 TO 200
: NEXT i: GO TO 7110
7080 PRINT AT v,x;" ": FOR i=-13
TO 5: BEEP .01,i: NEXT i
7100 IF sh=1 THEN LET x=26: LET
y=2
7101 IF sh=2 THEN LET x=30: LET
y=10
7102 IF sh=3 THEN LET x=15: LET
y=2
7108 RETURN
7110 CLS : LET a$="Another go (Y
/N)"
7120 LET a=LEN a$
7130 FOR i=1 TO a: PRINT AT 10,i
+7;a$(i): BEEP .05,i/2: NEXT i
7140 LET a$=INKEY$: IF a$<>"y" A
ND a$<>"n" THEN GO TO 7140
7150 IF a$="y" THEN RUN
7160 IF a$="n" THEN FOR i=50 TO
-10 STEP -2: BEEP .01,i: NEXT i
: FOR i=-9 TO 50 STEP 2: BEEP .0
1,i: NEXT i: NEW
7499 STOP
7510 FOR i=1 TO 4: PRINT AT y,x;
"H": BEEP .3,-20: PRINT AT y,x;"
Q": BEEP .3,-10: NEXT i
7520 FOR f=1 TO 5: PRINT AT y,x;
"E": BEEP .1,-f: PRINT AT y,x;"L
": BEEP .1,-f: PRINT AT y,x;"M":
BEEP .1,-f: NEXT f
7599 RETURN
7999 STOP
8000 REM udg's
8005 RESTORE 8100
8010 FOR f=0 TO 167: READ a: POK
EUSR "a"+f,a: NEXT f
8100 DATA 255,66,36,24,24,36,66,
0,0,6,38,24,80,32,0,0,66,126,66,
66,66,126,66,66,255,129,66,36,25
5,36,66,129,24,60,24,60,90,90,24
,24
8110 DATA 0,0,12,12,4,30,69,56,0
,0,0,0,0,11,139,124


```



```

8115 DATA 24,24,24,60,126,126,25
5,24,60,24,24,60,126,126,126,60
8120 DATA 154,60,89,199,126,91,1
54,60,4,73,18,36,73,146,36,73,0,
0,1,18,8,9,18,36,0,0,0,0,4,1,2
8130 DATA 24,153,90,60,24,24,38,
102,24,24,24,60,90,24,24,60
8140 DATA 24,24,8,28,42,24,20,34
,24,24,16,56,84,24,40,68
8150 DATA 12,12,10,30,40,20,36,7
2,48,48,80,56,20,40,36,18
8160 DATA 24,24,47,28,136,126,1,
0,24,24,84,48,17,126,128,0
8210 LET ch=159
8999 RETURN
9000 REM instructions
9010 BORDER 0: PAPER 7: CLS
9020 PRINT AT 10,10; INK 7;"PLAT
FORM JACK"
9060 FOR f=-47 TO 52 STEP 8: INK
2: PLOT OVER 1;131,5: DRAW OV
ER 1;f,84: PLOT OVER 1;131,170:
DRAW OVER 1;f,-72: PLOT OVER
1;131,170: BEEP .003,-6: PLOT O
VER 1;131,5: DRAW OVER 1;f,84:
DRAW OVER 1;f,-76: NEXT f
9070 PRINT INK 1;AT 20,4;"P R E
S S   A N Y   K E Y"
9071 GO SUB 9700
9080 CLS : PRINT INK 2;AT 0,10;
"PLATFORM JACK"
9090 PRINT "" INK 0;" You must
guide JACK through the maze of
platforms using:-'Z' to move
left-'X' to move right-'M' to
jump-'K' to move up-'You may o
nly go up if there is a platfor
m directly above you."
9100 PRINT INK 1;"Collect all t
he items on the setOnce you have
completed this you will move
onto the next level."; INK
2;" If at any time you think yo
u can not complete the set the
n press 'A' to abort."
9110 PRINT AT 19,7;"Any key to c
ontinue": GO SUB 9700
9120 CLS : PRINT INK 2;AT 0,10;
"PLATFORM JACK"
9130 PRINT INK 0;"";" If you
jump onto one of the items the
n this item will be crushed m
eaning you have failed to
complete the set press '
A' to abort and start again"
9140 PRINT "" INK 2;" GOOD LU
CK!!!"" I think you'll""
need it"
9500 PRINT AT 19,9;"Any key to p

```



```

lay": GO SUB 9700
9600 LET x=26: LET y=3: LET f=2:
LET dr=0: LET j=1: LET it=0: LE
T m=3: LET sh=1: LET l=9: LET as
=2
9605 PAPER 7: INK 0: CLS : RETUR
N
9620 PAUSE 50: FOR i=1 TO 3: FOR
o=1 TO 10: BEEP .02,o/(i+1)+RND
*10: NEXT o: NEXT i
9625 CLS
9630 GO SUB 5000
9640 PRINT PAPER 6; INK 2;AT 7,
8;"CONGRATULATIONS"
9650 PRINT INK 1;AT 10,11;"YOU'
VE DONE IT"
9660 PAUSE 100
9670 GO TO 7110
9700 REM tune
9705 RESTORE 9740
9710 LET q=.15: FOR f=1 TO 32: R
EAD be: BEEP q,be
9720 IF INKEY#(">") THEN RETURN
9730 NEXT f
9740 RESTORE 9750: GO TO 9710
9750 DATA -12,-5,0,-5,-17,-5,-1,
-5,-15,-3,0,-3,-20,-5,-1,-5,-19,
-3,0,-3,-12,-5,0,-5,-19,-3,0,-3,
-17,-5,-1,-5

```


It's easy to complain about advertisements. But which ones?


Every week millions of advertisements appear in print, on posters or in the cinema.

Most of them comply with the rules contained in the British Code of Advertising Practice.

But some of them break the rules and warrant your complaints.

If you're not sure about which ones they are, however, drop us a line and we'll send you an abridged copy of the Advertising Code.

Then, if an advertisement bothers you, you'll be justified in bothering us.

The Advertising Standards Authority. 
If an advertisement is wrong, we're here to put it right.

ASA Ltd, Dept 2 Brook House, Torrington Place, London WC1E 7HN

This space is donated in the interests of high standards of advertising.

!NEW VERSION!

Would you like to transfer your Spectrum programs from

① MICRODRIVE TO MICRODRIVE ③ TAPE TO TAPE
 ② TAPE TO MICRODRIVE ④ MICRODRIVE TO TAPE

Then do it with

TRANS-EXPRESS



TRANS-EXPRESS is the most comprehensive package of four m/c utilities for transferring Spectrum programs. They are user-friendly, simple to use, reliable & very efficient. They will enable you to transfer any kind of programs up to the full 48.0k length. TAPE TO MICRODRIVE will also automatically, if necessary, modify, re-structure & relocate both BASIC and m/c to RUN from microdrives.

TRANS-EXPRESS is an essential microdrive companion and an invaluable software back-up utility.

You can buy each of the four programs separately for **£ 5.50** or TAPE TO MICRODRIVE & MICRODRIVE TO MICRODRIVE for **£ 7.50** or an entire package of all four programs on one tape for **£ 9.95** or on a microdrive cartridge for **£ 14.95** only.

M'DRIVE TO M'DRIVE

Please send me a copy of **TRANS-EXPRESS** ① ② ③ ④ Please tick where applicable 

I enclose cheque/PO for _____ (European orders please add £1 overseas £2)

Name / Address _____

ROMANTIC ROBOT 113 Melrose Ave, London NW2

campbell systemsfor spectrum 48k

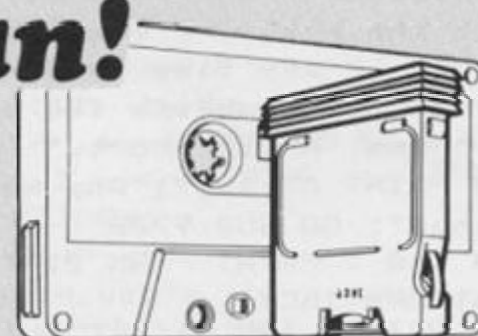
Can YOUR Database Handle This?

With MYRMIDON'S Micro-Print[®] up to 51 columns!

PROFESSIONAL FILE MANAGEMENT, DATA RETRIEVAL AND PRESENTATION
ANY ADDRESS LISTS, INVENTORY, CUSTOMER OR PERSONNEL RECORDS...

MASTERFILE can!

Microdrive commands included; 32, 42 or 51 characters per line!; 26 fields per record;
Unrestricted number of records; 36 user defined Display/Print formats; Fast search & sort facilities;
Around 32K of RAM available for data!



Now with **MF-PRINT** and MASTERFILE version 09, you can format your data for a full width printer!

Works with most popular printer interfaces. Fully variable report widths (over 100 columns) and lengths. Powerful numeric editing and column totals. Almost no reduction in space available for data.


Many more products available. Send SAE for details!

MASTERFILE version 09	£15.00
MF-PRINT	£ 6.95
MASTERFILE with MF-PRINT	£19.95

All programs mailed 1st class by return.
Prices include VAT and postage within Europe.
New Address: Campbell Systems
(Dept.ZX) 57 Trap's Hill, Loughton,
Essex. IG10 1TD. England 01-508 5058



Come On In



Welcome to the Adventure Cave. In this section of the magazine we are presenting some programs, reviews and hints for both the hardened adventurer and the novice.

Adventure games have developed dramatically in the last few years and, for those who haven't yet tried this field of computer games, a few words of explanation may be called for.

Genesis

In general, the idea of an adventure is to get as close as possible to the role playing games introduced to GB nine years ago by Games Workshop from the USA. The classic, and still hugely popular, game from them was "Dungeons and Dragons" and the sword and sorcery theme runs through a great many computer simulations.

These games consisted of one person taking on the role of Dungeon Master and creating a scenario complete with monsters and traps etc. A group of players would then get together and, assuming alter egos, try to succeed in completing the task set. Encounters or battles were resolved by a complex series of tables and the result of throwing sets of dice with a wide range of sides' (i.e. four, six, eight, or even twenty sides).

Obviously, the computer was ideal for working out these calculations, but still a great deal of information had to be supplied. The scenarios were then built into the machine and also a series of options which the player could choose. These programs were very playable and there are many on the market today which are very good. An early version was Cells and Serpents by APS and the latest and very sophisticated is Legend by Century Software.

The second coming

These multiple choice programs were good, but the D&D player found them too restrictive. After all, the human mind can usually find a totally unexpected solution to a problem rather than the obvious!

Programs were then developed with a dictionary and an input decoding routine, these took the form of a two word input in the order VERB-NOUN i.e. Take Gun, Go North, Open Door etc. The majority of adventure games on the market follow this format and The Quill, the unique adventure writer's utility marketed by Gilsoft, produces this type of game. These are eminently playable and if the writer is good then they can be as absorbing as any of the more sophisticated games.

Melbourne House probably did more for adventure games than any other company with their program The Hobbit. This program featured a clever sentence decoding unit which allowed for a much more flexible input, many graphic representations of the locations and characters who had relatively independent action. This became a classic and was the game to which all others were compared, even now, though showing it's age, it still sells well. Of course Melbourne House have not rested on their laurels and Hampstead continues the tradition while Sherlock extends the limits even further.

Not forgetting

The first known computer adventure game was written in Fortran on a company mainframe and called Colossal Caves. Written by Crowther and Woods in 1978, Melbourne House now market a very close version under the title "Classic Adventure".

Armageddon

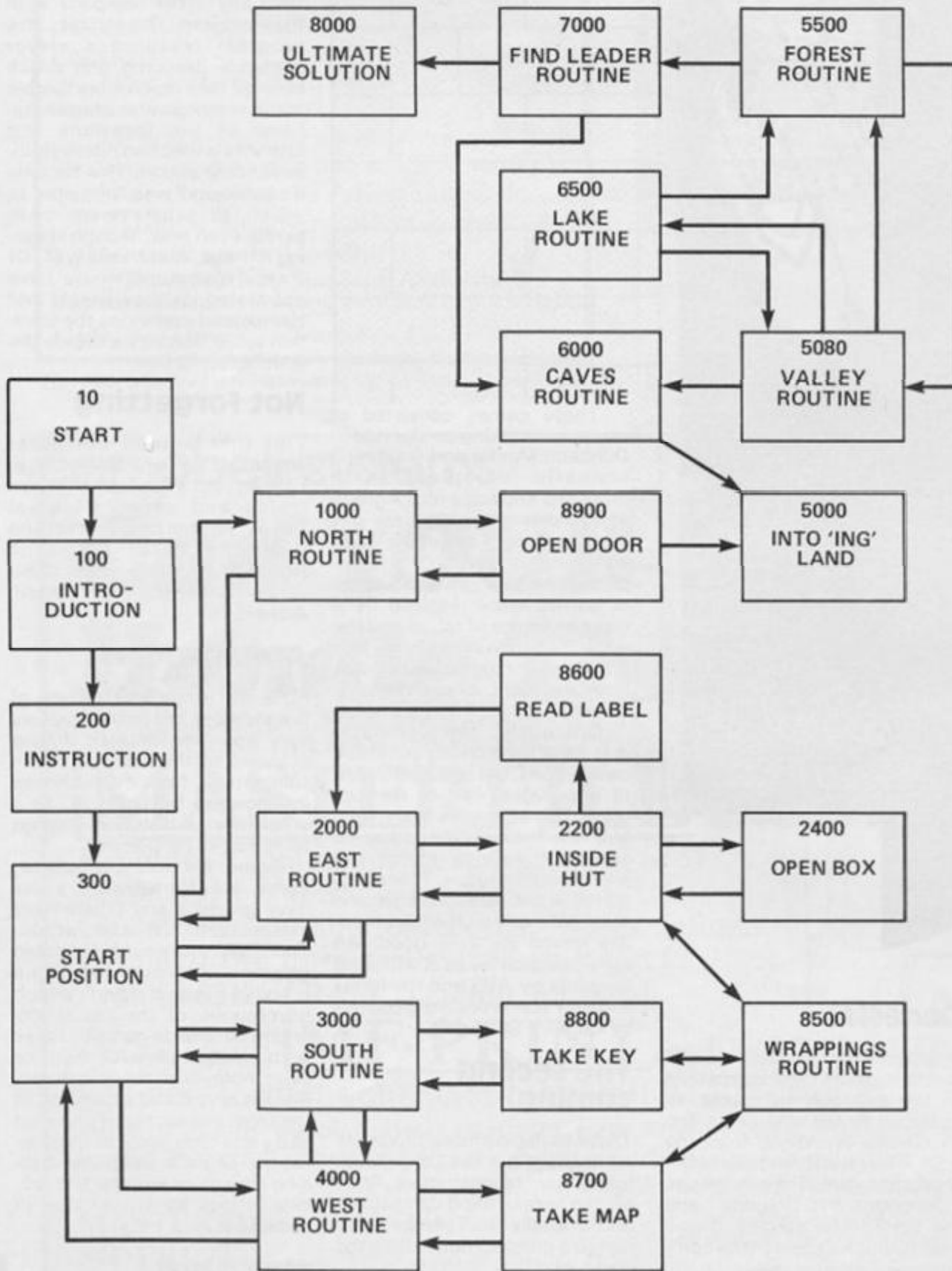

Now the range and variety of programs is incredible, themes vary from the fantastic dragon scenario to the ordinary, as in Hampstead, from the future (as in Snowball by Level 9), to a whole host of historical settings as in Eureka by Domark.


Some are multiple choice, some are Verb/Noun, some have graphics and others have independent character action. There are those with animated graphics, even those which are wholly graphic (and which adventurers of the old school regard as arcade games), those with combinations of two, or even more, of all these features. The list is vast and expanding all the time, this section is intended to try and clear some of the confusion, begin a series of budding adventure writers, and provide listings for you to type in and enjoy.

HAPPY HUNTIN'

The Ings of Threek

A unique adventure for the daring ZX81 owner from Norman Brooks in darkest Kent.





You are Captain of the Earthship Adventurer. While patrolling deepest space, you receive news from a Galactic Trader of a new and, as yet, unexplored planet called "ORIEN". Tales abound of a lost planet inhabited by strange creatures called "INGS".

You set course for Orien... your mission to find them and ask them about their quest in life. (Good Luck)

Program notes


LOAD "INGS" and then RUN

the program.

The stage is set by offering the above introduction followed by instructions which lay the ground rules. Basically, the idea is to collect KEYWORDS (written in inverse letters) as you progress through the adventure, picking up objects on the way, which may help you to overcome certain obstacles. To say more would defeat the object of the game, and you are left to learn by trial and error. Have fun.....

Major variables

- A\$ to J\$ & M\$ — Keywords
- K — Equals 1 if key taken
- O — Equals 1 if box opened
- M — Equals 1 if map taken
- D — Equals 1 if dictionary found
- T — Search Points
- E — Equals 1 when East direction taken
- W — Equals 1 when West direction taken
- S — Equals 1 when South direction taken
- N — Equals 1 when North direction taken
- C — Equals 1 when Cave direction taken
- L — Equals 1 when Lake direction taken
- F — Equals 1 when Forest direction taken
- Q — Equals 1 when Leader found



```

10 REM "INGS"
15 GOSUB 9000
20 GOSUB 9500
100 PRINT "YOU ARE CAPTAIN OF T
HE EARTHSHIPADVENTURER. WHILE PA
TROLLING DEEPEST SPACE YOU RE
CEIVE NEWS FROM A GALACTIC TRAD
ER OF A NEW AND, AS YET, UNEXPLO
RED PLANET ";C$;". TALES ABOUND
OF A LOST PLANET INHABITED BY
STRANGE CREATURES CALLED ";
B$;".
110 PRINT
120 PRINT "YOU SET COURSE FOR
";C$;". . . . .YOUR MISSION TO FIND THE
M AND ASK THEM ABOUT THEIR QU
EST IN LIFE."
130 PRINT
140 PRINT "PUSH ANY KEY FOR INS
TRUCTIONS. . .
150 PAUSE 40000
160 CLS
165 LET Z=1
170 GOSUB 9500
200 PRINT "INSTRUCTIONS :-"
210 PRINT " YOU PROGRESS T
HROUGH THIS ADVENTURE BY ANSWERI
NG QUESTIONS AS THEY ARE ASKED. O
N YOUR WAY"
220 PRINT "YOU WILL RECEIVE KEY
WORDS WHICH ARE SIGNIFICANT FOR
COMPLETION OF THE GAME. THESE A
RE PRINTED IN INVERSE LETTERS A
ND YOU MAY LIKE TO JOT THEM DOW
N AS YOU GO."
240 PRINT "WHEN YOU FINALLY MEE
T THE LEADER OF THE ";B$; " YOU MU
ST TYPE :-"
245 PRINT
250 PRINT TAB 13;"""QUEST""
255 PRINT
260 PRINT " THIS REVEALS THE
ULTIMATE SOLUTION TO THE GAME
(GOOD LUCK)"
270 PRINT
280 PRINT "PUSH ANY KEY TO STAR
T . . . . .
290 PAUSE 40000
292 CLS
293 LET T=T+1
295 GOSUB 9500
300 PRINT " YOUR SPACESHIP H
AS LANDED ON";C$;". THE ATM
OSPHERE IS BREATHABLE AND YOU
DISEMBARK."
310 PRINT " YOU CAN SEE :-"
320 PRINT
330 PRINT "NORTH-SNOWY PEAKS ON
THE HORIZON"
335 PRINT
340 PRINT " EAST-HILLS SLOPE TO
WARDS FIELDS OF WILD GOOSEB
ERRIES."
350 PRINT
360 PRINT "SOUTH-SWIRLING MISTS
HUGGING A BOGGY MOOR."
370 PRINT
380 PRINT " WEST-PATH UPWARDS F
OLLOWING THE BANK OF A CRY
STAL STREAM."
390 PRINT
400 PRINT "WHICH DIRECTION? (N,
S, E OR W)"
410 GOSUB 9800
440 IF Z#="N" THEN GOTO 1000
450 IF Z#="E" THEN GOTO 2000
460 IF Z#="S" THEN GOTO 3000
470 IF Z#="W" THEN GOTO 4000
480 CLS
490 GOSUB 9500
    
```



```

HOPE YOU HAVE A NOTE OF THE 7 KE
YWORDS (IN ENGLISH).THEY MAYBE O
F USE LATER...THERE ARE MORE TO C
OME- SO KEEP YOUR EYES OPEN)
5060 PRINT "PUSH ANY KEY TO
TRAVERSE TUNNEL."
5070 PAUSE 40000
5080 CLS
5090 IF C=0 THEN LET T=T+1
5100 GOSUB 9500
5110 IF C<>1 THEN PRINT "YOU EXI
T THE TUNNEL INTO THE "VALLE
Y OF ";J$;" "
5120 PRINT "YOU CAN SEE: -"
5130 PRINT "WEST -A HONEYCOMB
OF CAVES."
5140 PRINT "NORTH-A GLASSY LAK
E."
5150 PRINT "EAST -A DARK FORES
T."
5160 PRINT "WHICH DIRECTION?
(N,E OR W)"
5170 GOSUB 9800
5200 IF Z$="U" THEN GOTO 6000
5210 IF Z$="N" THEN GOTO 6500
5220 IF Z$="E" THEN GOTO 5500
5230 GOTO 5170
5500 REM FOREST
5505 LET F=F+1
5510 CLS
5520 IF F=1 THEN LET T=T+1
5530 GOSUB 9500
5540 PRINT "HERE IS THE ACRID, "
;
5550 IF L=0 THEN PRINT "IMPENETR
ABLE "
5555 IF L<>0 THEN PRINT "INKY BL
ACK "
5560 PRINT "FOREST OF ";A$;" "
5570 PRINT "DO YOU WANT TO: -"
5575 PRINT "ENTER? (E)";L
"LISTEN? (L)";"RETURN? (R)"
5580 GOSUB 9800
5590 IF Z$="E" AND L<>0 THEN GOT
O 7000
5610 IF Z$="E" AND L=0 THEN GOTO
5800
5620 IF Z$="R" THEN GOTO 5080
5630 IF Z$="L" THEN PRINT "YOU
HEAR THE CACKLE OF EXCITED ALI
EN VOICES."
5640 PAUSE 200
5650 GOTO 5500
5800 IF Z$="E" AND L=0 THEN PRIN
T "IMPOSSIBLE FROM HERE."
5810 PAUSE 150
5820 GOTO 5500
6000 REM CAVES
6005 LET C=1
6020 CLS
6030 GOSUB 9500
6040 PRINT "HERE IS A CAVE ENTRA
NCE."
6050 PRINT "DO YOU WANT TO: -"
6060 PRINT "LISTEN? (L)";"E
NTER? (E)";"RETURN? (R)"
6070 GOSUB 9800
6075 IF Z$="E" THEN LET C=2
6080 IF Z$="E" THEN GOTO 5000
6085 IF Z$="L" THEN GOTO 6110
6090 IF Z$="R" THEN GOTO 5080
6100 GOTO 6070
6110 PRINT "A MYSTERIOUS HAUNT
ING VOICE SAYS""REMEMBER TO ANSW
ER ""QUEST"" WHEN YOU ARE ASKED
WHAT YOU WANT TO KNOW""
6120 PAUSE 300
6130 GOTO 6000
6505 LET L=L+1
6510 CLS

```

```

6520 IF L=1 THEN LET T=T+1
6530 GOSUB 9500
6540 PRINT "HERE IS THE SOUTH BA
NK OF A MIRROR-LIKE LAKE MAD
E OF ";D$
6550 PRINT "IT IS FED BY A BLA
CK PUNGENT STREAM GOZING FROM
A FOREST TO THE EAST."
6560 PRINT "STRANGE BLACK FOOT
PRINTS LEAD INTO THE FOREST."
6570 PRINT "DO YOU WANT TO: -"
6580 PRINT "FOLLOW? (F)";"S
WIM? (S)";"RETURN? (R)"
6590 GOSUB 9800
6600 IF Z$="F" THEN GOTO 5500
6610 IF Z$="R" THEN GOTO 5080
6620 IF Z$="S" THEN GOTO 6650
6630 GOTO 6590
6650 PRINT AT 18,13;"EUGGH..WHAT
A MESS."
6660 PAUSE 150
6670 GOTO 6500
7000 REM INTO FOREST
7001 LET X=0
7002 LET X=X+1
7003 LET Q=Q+1
7005 CLS
7010 GOSUB 9500
7020 PRINT "THE TREES GROW FROM
POOLS OF ";D$
7030 IF X<2 THEN PRINT "SUDDEN
LY YOU ARE SURROUNDED BY ";B$;"
WHICH HAVE JUMPED OUT OF THE
POOLS WHERE THEY LIVE."
7040 PRINT "DO YOU WANT TO: -"
7050 PRINT "FIGHT? (F)";"S
PEAK? (S)";"RUN? (R)"
7060 GOSUB 9800
7065 IF Z$="S" THEN PRINT "YOU
SAY ""TAKE ME TO YOUR LEADER""
7070 IF Z$="R" THEN PRINT "YOU
R FEET ARE STUCK IN BITUMEN."
7080 IF Z$="F" THEN PRINT "THE
";B$;" HAVE THROWN ";D$;" AT YO
U AND YOU ARE STUCK FAST."
7090 PAUSE 200
7095 IF Z$="S" THEN GOTO 7200
7100 GOTO 7002
7200 CLS
7205 IF Q=1 THEN LET T=T+1
7210 GOSUB 9500
7220 PRINT "YOU ARE TAKEN DEEP I
NTO FOREST."
7230 PRINT "HERE IS A THRONE."
;";K$;" "CAPTAIN
"HERE SEATED IS-";"THE LEADER OF THE "
;B$;" "AND RULER OF THE VALL
EY OF ";J$;" "
7240 PRINT "HE ASKS...""
"WHAT DO YOU WANT TO KNOW?""
7250 INPUT Z$
7260 IF Z$="QUEST" THEN GOTO 750
0
7270 PRINT "LISTEN TO THE CA
VES..."
7280 PAUSE 150
7290 GOTO 6000
7500 CLS
7505 LET Y=Y+1
7510 GOSUB 9500
7515 PRINT "THE CAPTAIN SAYS: -"
7520 PRINT "BEFORE I ANSWER
YOU, TELL ME: -""
7530 PRINT "THE FIRST K
EY WORD ON THE BOX LABEL. (IN EN
GLISH)""
7540 INPUT Z$
7550 IF Z$="GIFT" THEN GOTO 6000
7560 PRINT "Z$;" IS NOT CO
RRECT""

```



```

7570 PAUSE 150
7580 IF Y<3 THEN GOTO 7500
7582 CLS
7584 GOSUB 9500
7590 GOTO 8600
7600 PAUSE 150
8000 REM THE ULTIMATE SOLUTION
8005 LET Z=2
8010 CLS
8020 GOSUB 9500
8025 PRINT "THE CAPTAIN NOW REVEALS ALL...."
8026 PRINT ", HE SAYS: -"
8028 PAUSE 250
8030 PRINT AT 8,0;"WE ";A$;" ";B$;" FROM ";C$;" ";D$;" "
8040 PRINT
8050 PRINT "BEARING ";E$;" WE TRAVEL AFAR,"
8060 PRINT
8070 PRINT F$;" AND ";G$;" "
8080 PRINT
8090 PRINT H$;" AND ";I$;" "
8100 PRINT
8110 PRINT "FOLLOWING ";J$;" ";K$;" "
8120 PAUSE 250
8150 PRINT AT 21,10;"(
)"
8200 FOR R=1 TO 9
8210 IF R/2<>INT (R/2) THEN PRINT AT 21,10+R/2;CHR$ (CODE M$(R)+38)
8220 IF R/2=INT (R/2) THEN PRINT AT 21,16+R/2;CHR$ (CODE M$(R)+38)
8230 NEXT R
8240 STOP
8500 REM WRAPPINGS
8510 PRINT "HERE IS A PILE OF EMPTY BOXES, WRAPPING PAPER AND 3 TRING."
8520 RETURN
8600 REM READ LABEL
8604 LET O=O+1
8605 IF O=1 THEN LET T=T+1
8606 IF O=1 THEN PRINT AT 2,23,T
8608 PRINT AT 9,0;"LABEL READS "
8609 PRINT "GTR0 YJR OMHO"
8609 IF K>0 THEN PRINT ", YOUR KEY SAYS ""YJR ASDDEPTF 00 APODDPM"" "
8610 IF M>0 THEN PRINT ", YOUR MAP READS ""YJR OMHO ZOBR NARUPM F SBTOZ SPIMY5OM YP YJR MP TYJ"" "
8612 PRINT ", "PUSH ANY KEY TO CONTINUE...."
8615 PAUSE 40000
8620 GOTO 2000
8700 REM TAKE MAP
8705 LET M=M+1
8705 IF M=1 THEN LET T=T+1
8710 CLS
8720 GOSUB 9500
8725 GOSUB 8500
8730 PRINT "THE MAP IS WRITTEN IN RUNES."
8740 PRINT ", "IT SAYS: -"
8750 PRINT ", YJR OMHO ZOBR NARUPM F SBTOZ SPIMY5OM YP YJR MP TYJ"
8760 PRINT ", "PUSH ANY KEY TO CONTINUE...."
8770 PAUSE 40000
8780 GOTO 4000
8800 REM TAKE KEY
8805 LET K=K+1
8806 IF K=1 THEN LET T=T+1
8810 CLS

```

```

8820 GOSUB 9500
8825 GOSUB 8500
8830 PRINT "THE RUNES ON THE KEY ARE: -"
8840 PRINT " YJR ASDDEPTF 00 APODDPM"
8850 PRINT ", "PUSH ANY KEY TO CONTINUE...."
8870 PAUSE 40000
8880 GOTO 3000
8900 REM OPEN DOOR
8905 LET P=1
8910 IF K>0 AND T>7 THEN GOTO 8970
8950 IF K=0 THEN PRINT AT 14,17;"IMPOSSIBLE ";AT 16,17;"WITHOUT A KEY "
8952 IF K>0 AND T<8 THEN PRINT AT 14,17;"NOT ENOUGH ";AT 16,17;"SEARCH POINTS "
8955 PAUSE 150
8960 GOTO 1000
8970 PRINT AT 14,17;"ENTER THE ";AT 16,17;"PASSWORD "
8972 LET P=P+1
8975 INPUT P$
8980 IF P$="POISSON" THEN GOTO 5000
8985 IF P<=4 THEN PRINT AT 14,17;"INCORRECT ";AT 16,17;" "
8986 PAUSE 50
8988 IF P<4 THEN GOTO 8970
8990 GOTO 1000
9000 REM CHR$ STRINGS
9010 LET C$="CHRISTIAN"
9020 LET B$="BROOKS"
9030 LET H$="HARRISON"
9040 LET F$="FISHER"
9050 LET G$="GARDNER"
9060 LET M$="MONTAGN"
9070 LET I$="INTELL"
9080 LET A$="ANTHONY"
9090 LET O$="O'BRIEN"
9100 LET K$="KINGSTAR"
9110 LET J$="JAMES"
9120 LET M$="MONTAGN"
R$ 11
9130 LET K=0
9132 LET C=0
9134 LET F=0
9136 LET L=0
9138 LET Y=0
9139 LET O=0
9140 LET D=0
9141 LET E=0
9142 LET G=0
9143 LET S=0
9144 LET N=0
9145 LET T=1
9146 LET O=0
9147 LET M=0
9148 LET Z=0
9150 RETURN
9500 REM TITLE
9505 PRINT TAB 4,"THE ",B$," "
9510 PRINT
9520 IF Z=0 THEN PRINT TAB 9,"BY N.BROOKS"
9522 IF Z=1 THEN PRINT TAB 7;"SEARCH POINTS = ";T
9525 PRINT
9530 RETURN
9800 REM INKEY$
9810 IF INKEY$("<") THEN GOTO 9810
9820 IF INKEY$="" THEN GOTO 9820
9830 LET Z$=INKEY$
9840 RETURN

```



CREATING AN ADVENTURE BRAIN

Brian Robb begins a series which will help you to write your own adventures.

When writing an adventure game program, assuming you have created a scenario and drawn a map (for details of this see 'Here Be Dragons' in the Oct/Nov issue), the next stage is to begin programming. The easiest way to construct an adventure game is to write it in a modular fashion, so that each separate module links up to form a completed adventure. In this article I shall concentrate on the main module, the part which controls the adventure — the 'brain' program.

The brain program has to achieve several things to control the adventure. It has to read the data for location descriptions, display this data to the player, and understand the player's input, as well as moving the player around the map. It is best to take these aims one at a time and see how to accomplish them on both the ZX81 and the Spectrum.

First, 'reading' the location data. With a Spectrum this is relatively easy to achieve. First,

an area of the program must be set aside to hold the data, and the size of this area will depend on how much memory is available to the user. As an example, I'll use line 9000 as the beginning of the data store in the program which accompanies this article. Figure 1 shows how data is stored using the Spectrum. The first part in the data line is a description of the player's first location (the use of the asterisk symbol shall be explained later), followed by a series of numbers and dashes. These are used in the movement routine which I shall come to later.

It is easy for the Spectrum to access this data using the READ command, the ZX81, unfortunately, lacks the READ and DATA commands, so an alternative system must be used. Figure 2 shows one possible system that can be used in place of READ and DATA. Line 90 is only used at the start of the game to set the player's location number, the variable L, to the

value of one. Line 100 is the main line. Depending on the value of L, the program is sent to a different data section where the variable L\$ becomes the location description, and D\$ the direction data for use in the movement routine. Each individual location description is ten lines apart in the sequence 9000 for location one, 9010 for location 2, 9020 for location 3, and so on.

Now we know how to store the location description data and the direction data (I'll discuss how they are used later) and how to retrieve it, the brain program must be able to display this information. Figure 3 shows how both the ZX81 and Spectrum print out the player's location. The description is printed out a single letter at a time enabling the player to read along as it is printed. This is where the asterisk comes into action. When the program comes across an asterisk in L\$, it begins printing on the next line, preventing words running over

the end of the screen. Now I'll move onto how the computer will understand the player's input.

To begin with, a list must be made of the verbs that you will use in the game. The most basic verbs are GO; GET; DROP; INVENTORY; and REDESCRIBE. In a later article I shall consider some more specific verbs. All the verbs must be set up at the beginning of the game. Figure 4 shows how to do this on the Spectrum. Figure 5 is the ZX81 version. How this data is to be accessed shall be shown in a later article. The data is in the form of the verb, V\$, and a number, V, which is where the subroutine shall be located in the program. These subroutines and how they are accessed shall be the subject of the next article. In this article however, I shall consider the verb 'GO' which enables movement, and the movement subroutine. Before it can do this though, the computer has to understand the player input, which is usually in the form of a verb followed by a noun, such as 'GO EAST'. Figure 6 shows how the computer understands English. The player is prompted by the question 'What now?', and the player's response is stored in Z\$. Line 660-730 perform an operation called string slicing, which means that Z\$, 'GO EAST' is split into two words in two different strings — X\$ becomes 'GO' and Y\$ 'EAST'. I shall go through this section of the program, explaining each in-



dividual line . This is necessary to enable understanding of the program. First line 660 adds a space to the end of the players response Z\$, (you'll see why later). Line 670 sets a flag or indicator, Z, to the value of zero. Now we come to the lines which do the work. These are contained within a FOR/NEXT loop, begun in line 680. The length of this loop depends on the length of Z\$. Line 690 begins 'IF Z\$(I) = " " ', at this point I = one and Z\$(I) is therefore the first letter in Z\$ - 'G'. So Z\$(I) is not equal to a space, and the program jumps to line 700, then 710 and 720. This is because Z\$(I) is not equal to an empty space and so ends at line 720.

X\$ was defined in line 605 as 'LET X\$ = " " '; an empty string. As X\$ has not changed line 720 is also passed over. That brings us to line 730 - 'NEXT I', and so the loop begins again. This time I = two and so we are dealing with Z\$(2), the letter 'O'. This process continues until Z\$(I) is equal to a space, which is when I = three, the space between 'GO' and 'EAST'. This time the computer continues with line 690 - 'AND Z = 0'. Z was given the value zero in line 670 and so far remained unchanged, so this is true. Z is set at zero to indicate that X\$ (which shall become the first word) is still empty. At last we reach the end of line 690 - 'THEN LET X\$ = Z\$(1 TO I-1)'. X\$ is currently empty and so can be filled with 'Z\$(1 TO I-1)'. Z\$ is 'GO EAST' and I is currently three, so 'Z\$(1 TO I-1)' is the first two letters in Z\$ - 'GO'. In this way X\$ comes to be the first word 'GO'.

Now the computer moves to

line 700 and because the conditions of Z\$(I) and Z remain unchanged, jumps to line 720. As X\$ now has the value 'GO', then line 720 is no longer passed by and Z becomes one, to indicate X\$ is occupied. Line 730 then adds one to the value of I, making it four. As Z\$(4) is 'E', the computer goes around in a loop until Z\$(I) is again equal to a space, when I = eight. This is the space added to Z\$ earlier. Now we see why it is important, because it tells the computer that it has reached the end of another word. Line 690 is ignored because, although Z\$(8) is equal to a space, Z is now equal to one. Line 700 is also ignored. The computer now reaches line 710.

Line 710 is carried out because Z\$(8) is equal to a space and Z is equal to one. The computer follows the instruction 'THEN LET Y\$ = Z\$(LEN X\$ + 2 TO I-1)'. This looks complicated, but I shall explain. Y\$ is currently empty and was set up in line 605. Now Y\$ is to be given a value as stated in the line. LEN X\$, the length of X\$, is two, and adding two brings this to four. The value of I-1, I = 8, is then 7. This simplifies the instruction to 'LET Y\$ = Z\$(4 TO 7)'. As Z\$ = 'GO EAST', then letters 4 to 7 are the section 'EAST' - and we have the second word.

In this way the computer splits the player's input, Z\$, into two individual words, X\$ and Y\$. This string slicing takes only seconds, though it looks complicated. The system is written for the Spectrum, but is easily used on the ZX81 by changing line 605 into three separate

lines. Other than that it can be used as shown in figure 6.

So far I have shown how the brain program reads the location data, prints it on the screen, and how the program splits player input into two words. Finally for this article, as I am dealing with the verb 'GO' I shall consider the final section of the brain program, the movement routine. Figure 7 shows the full movement routine, for use on both the Spectrum and ZX81. This is where D\$, the line of numbers and dashes, called the direction string, comes into play. As an example, figures 1 and 2 have shown the direction data string as reading '03--02--'. This shows which direction you can move from your present location and into which room you move. Each of the compass directions, N,S,E,W, are represented by a two digit number (you may add U for up and D for down if your adventure requires it). This number is the location number into which you move if you go in the direction that the number represents. To use the example, if you 'GO NORTH' you enter room 03, so L is given the value 3 and your location description changes. You cannot move south as indicated by the dashes '--', going east leads into room 02, nor can you go west. Figure 7 shows the program lines used to decode the direction data string.

Line 900 puts the player's current location number, L, into the variable L2. Lines 910 onward decode the direction data string. To illustrate this, I'll use the command 'GO EAST'. After being spliced, the computer understands 'GO' and is

directed to the movement subroutine (this is done by another routine which I shall explain in the next article).

So, the computer arrives at line 910, which begins 'IF Y\$(1) = 'N''. Y\$ is the second word 'EAST', so Y\$(1) is equal to 'E'. The computer jumps past lines 910, 920 and comes to line 930, as the conditions are not met. At line 930 Y\$(1) is equal to 'E' and so the computer continues that line. It comes to 'AND D\$(5 TO 6) \neq (not equal to) "--'. As the location number is one, then the value of D\$(5 TO 6) is '02' and so is not equal to "--. The values for D\$ are different at each location depending on your individual map. The computer now reaches the last section of the line 'THEN LET L = VAL D\$(5 TO 6)'. This changes the player's location to that held in the numerical value of going east - 02. So L becomes equal to 2. Line 990 checks to see that L has changed from its original value held in L2. If they are equal then the player has tried to move in a direction where there is no exit. The last line returns the program to line 100 where the new location description is read and printed on the screen for the player to read. In this way the program interacts with the player.

If all the individual listings accompanying this article are put together you will have a sample adventure brain, and hopefully understand how it works. However this is not a completed adventure. In the next article I shall consider further subroutines needed to build the brain into a finished adventure.

FIGURE 1: THE SPECTRUM DATA STORE

```
9000 DATA "In a dark room *You can see light to
the east"; "03_02_"
The other lines of location descriptions and direction data strings
would follow.
```

FIGURE 2: THE ZX81 DATA STORE

```
90 LET L = 1
100 GOSUB 8990 + (L * 10)
9000 LET L$ = "IN A DARK ROOM * YOU CAN SEE
LIGHT TO THE EAST"
9010 LET D$ = "03_02_"
9020 RETURN
The same pattern is followed for the other location descriptions.
```

FIGURE 3: DISPLAYING DATA ON BOTH ZX81 AND SPECTRUM

```
150 CLS
200 PRINT "YOU ARE ";
210 FOR N = 1 TO LEN L$
220 IF L$(N) = "*" THEN PRINT
230 IF L$(N) = "*" THEN LET N = N + 1
240 PRINT L$(N);
250 NEXT N
260 IF D$ = "STOP" THEN GOTO 7000
(D$ = "STOP" when the player is killed, this
shall be explained in a later article).
```

FIGURE 4: SPECTRUM VERB SET UP

```
8000 DATA "GO", 1000, "GET", 2000, "DROP",
3000, "INVENTORY", 4000,
"REDESCRIBE", 5000 (and so on for other
verbs)
```


FIGURE 5: ZX81 VERB SET UP

```

8000 DIM V$(m,n) where m is the number of verbs
      and n is the length of the longest
8010 DIM V(m)
8020 LET V$(1) = "GO"
8025 LET V(1) = 1000
8030 LET V$(2) = "GET"
8035 LET V(2) = 2000 (and so on for all the verbs)
    
```




FIGURE 6: STRING SLICING

```

600 PRINT "WHAT NOW?"
605 LET Z$ = "": LET X$ = "": LET Y$ = ""
610 LET F$ = ""
620 PRINT
630 INPUT Z$
640 PRINT " "; Z$
650 PRINT
660 LET Z$ = Z$ + F$
670 LET Z = 0
680 FOR I = 1 TO LEN Z$
690 IF Z$(I) = " " AND Z = 0 THEN LET X$ = Z$(1
      TO I-1)
700 IF Z$(I) = " " AND Z = 1 THEN LET Y$ = Z$(LEN
      X$ + 2 TO I-1)
720 IF X$ (not equal to) "" THEN LET Z = 1
730 NEXT I
    
```

FIGURE 7: MOVEMENT ROUTINE

```

900 LET L2 = L
910 IF Y$(1) = "N" AND D$(TO 2) ≠ " " THEN
      LET L = VAL D$(TO 2)
920 IF Y$(1) = "S" AND D$(3 TO 4) ≠ " " THEN
      LET L = VAL D$(3 TO 4)
930 IF Y$(1) = "E" AND D$(5 TO 6) ≠ " " THEN
      LET L = VAL D$(5 TO 6)
940 IF Y$(1) = "W" AND D$(7 TO 8) ≠ " " THEN
      LET L = VAL D$(7 TO 8)
      (U and D can be added here for up and down)
990 IF L = L2 THEN PRINT "YOU CANT GO THAT
      WAY"
995 GOTO 100
    
```

DON'T VAT THE PRESS



There are strong reasons to believe the Chancellor of the Exchequer is planning to impose VAT on your magazine.

Such a move would turn the clock back 130 years — the last tax on newspapers and journals was repealed in 1855. Since then 'No tax on knowledge' has been a principle agreed by all Governments, even in the darkest days of war.

A free Press is a tax-free Press.

No Government should be given the power to impose financial pressure on a Press it may not like. Tell your MP to say 'NO' to any tax on reading.

An Argus Specialist Publication

YOUR BEST BUYER'S
GUIDE TO SOFTWARE

February/March 1985 £1.95

SOFTWARE

TODAY

LADDERS AND
PLATFORMS—A STEP
BY STEP GUIDE

DEADLY OR
DANGEROUS—CAN
YOU MASTER
ACORNSOFT'S
SITE

ADVENTURE ADVEN-
TURES—
PREDICTS—
LOW-
LEVEL 9

STARS
ODDITIES
SPECTRUM
GAMES UNDER

**Out
Now**

PLUS: PLUS: PLUS: PLUS:
BBC, SPECTRUM, AMSTRAD, SHARP
CBM 64, TI-99/4A AND
DRAGON SOFTWARE—
HOW DOES IT RATE?





A full adventure specially written for ZXC by Alan Davis, author of Temptation Software's 'The Journey'




Anyone familiar with that marvellous program "The Hobbit" will be aware of the features that set it apart from traditional adventure games. Even setting aside the graphics, and the fact that it is based upon a masterpiece of imaginative fiction, one finds a curious vitality in the game due to the independence of the characters in it, and one's ability to communicate with them. "Dungeon" is an attempt to introduce (in a limited way) independent action into a short text adventure. The game is written entirely in BASIC, but in practice has a fairly respectable response time — largely because the vocabulary is fairly small, but also because the most commonly used subroutines are placed early in the program. The most important of these are described below.

Movement routine (Lines 200-290). Permitted moves are stored in the array `r(13,6)` — 13 locations, and 6 possible directions of movement. Lines 205 to 230 check the legitimacy of a move and execute it. The following lines print the description of the new location, any visible objects, and the new set of permitted movements.

Decode input routine (lines 500-540). This decodes the input string `z$` into a maximum of four separate words and stores these as the strings `a$`, `b$`, `c$`, and `d$`. Four word decoding is necessary for instructions such as "tell jailer drop spoon", or "give spoon to jailer".

Main input routine (lines 100-190). The input is tested against the program's vocabulary. Note that the vocabulary is listed in data statements: verbs at line 25, portable objects at line 30, characters at line 35, and non-portable objects at line 40. `a$` is tested against the verbs, and `b$` against the nouns, and the appropriate subroutine called for that verb (line 160). If `a$` = "tell", and `b$` corresponds to a character present at that location, then the strings `c$` and `d$` are called and the test procedure repeated on the character's behalf.



DUNGEON

Independent action routine (lines 700-900) Lines 700 to 722 select a character at random and check to determine whether he is in the present location. (This is in fact done twice in order to make action more likely.) The following lines then select the appropriate action, governed mostly by the RND function, but also in some cases by the charm of the player, or the strength of the character.

Charm and strength The player's strength is registered in the variable `t`, and the strength of the 3 characters in the array `t(3)`. His charm varies from one character to another, and is held

in the array `k(3)`. Note the effect of this on the likelihood of a character co-operating with the player (line 330, called at line 1117).

The game

You may tell the characters to do anything you can do, except move between locations. The hobbit will in any case tend to follow you around, once released. The jailer moves of his own accord between the dungeons and the guardroom. There are a number of ways of increasing a character's affection for you — you could, for example, give him

something he wants. The response of the character (or lack of it!) to your actions will usually indicate whether you're on the right track. Combat is inadvisable unless your strength is high and/or you are properly equipped. Most of the objects that turn up are useful. Assuming that you don't cheat by reading the listing too carefully, you may require clues. These may be had by typing "help" — most of the hints are helpful. . .

Finally — there is no single solution to the game, since the behaviour of the other characters may either help or hinder you at any time. This can become rather frustrating. . .



```
1 CLS : PRINT AT 8,12;"DUNGEON"
```

```
2 POKE 23609,25
```

```
5 DIM r(13,6): DIM o(10): DIM k(3): DIM t(3): DIM p(3): GO SUB 9950
```

```
10 LET sc=0: LET pushme=0: LET pusedwa=0: LET free=0: LET move=0: LET ill=0: LET hole=0: LET wake=0: LET file=0: LET t=0: LET ring=0: LET slab=0: LET p$="": LET tell=0: LET end=0: LET r=1: LET no=0
```

```
25 DATA "tell","get","take","examine","open","close","push","pull","sweep","eat","drink","file","give","drop","fight","dig","scrape","scratch","quit","help","wait","list","score"
```

```
30 DATA "plate","crust","broom","file","key","dagger","bottle","spoon","knife","ruby"
```

```
35 DATA "jailer","guard","dwarf"
```

```
40 DATA "door","chest","trapdoor","chains","window","slab","sand","floor","shelf","mead","boulder","ring","hinges","cement"
```

```
50 GO TO 9500
```

```
70 LET z$="1": GO SUB 200
```

```
80 IF RND<.6 AND r=1 AND p(1)=2 THEN PRINT "The jailer enters.": LET p(1)=1
```

```
85 GO SUB 700
```

```
99 REM input routine
```

```
100 LET ill=0: LET move=0: LET tell=0: LET end=0: BEEP .1,35: INPUT "WHAT DO YOU WISH TO DO?", LINE z$: IF z$="" THEN GO TO 100
```

```
105 GO SUB 200: IF move OR ill THEN GO TO 80
```

```
110 GO SUB 500
```

```
120 IF tell THEN LET end=1
```

```
122 RESTORE 25: FOR v=1 TO 23: READ v$
```

```
124 IF (v>=19 OR v=13) AND v$=a$ THEN GO TO 160
```

```
125 IF v$=a$ THEN GO TO 140
```

```
130 NEXT v
```

```
135 PRINT "I don't " AND NOT tell;"He doesn't " AND tell;"understand.": GO TO 100
```

```
140 IF LEN b$<3 THEN GO TO 155
```

```
142 RESTORE 30: FOR n=1 TO 27:
```

```
READ n$
```



```

145 IF b$( TO 3)=n$( TO 3) THEN
  GO TO 160
150 NEXT n
155 PRINT "I don't " AND NOT t
ell;"He doesn't " AND tell;"unde
rstand what""to ";a$: GO TO 100
160 GO SUB 1000+100*v
165 IF tell AND NOT end THEN G
O TO 120
190 GO TO 80
200 IF LEN z$(>)1 THEN RETURN
205 IF z$="n" AND r(r,1) THEN
PRINT "You go north.": LET r=r(
r,1): LET move=1
210 IF z$="s" AND r(r,2) THEN
PRINT "You go south.": LET r=r(
r,2): LET move=1
215 IF z$="e" AND r(r,3) THEN
PRINT "You go east.": LET r=r(
r,3): LET move=1
220 IF z$="w" AND r(r,4) THEN
PRINT "You go west.": LET r=r(
r,4): LET move=1
225 IF z$="u" AND r(r,5) THEN
PRINT "You go up.": LET r=r(r,5
): LET move=1
230 IF z$="d" AND r(r,6) THEN
PRINT "You go down.": LET r=r(
r,6): LET move=1
235 IF z$="1" THEN LET ill=1
240 IF move OR ill THEN CLS :
GO SUB 6000+20*r: GO TO 250
245 PRINT "You can't go that w
ay.": LET ill=1: RETURN
250 PRINT "You see:"
255 LET print=0: RESTORE 30: FO
R i=1 TO 10: READ o$: IF o$(i)=r
THEN PRINT " a ";o$: LET p
rint=1
257 NEXT i
260 RESTORE 35: FOR i=1 TO 3: R
EAD p$: IF p$(i)=r THEN PRINT "
 a ";p$: LET print=1
261 IF p$(i)=20+r THEN PRINT "
 a dead ";p$: LET print=1
262 NEXT i
264 IF NOT print THEN PRINT "
nothing.": LET print=0
265 LET print=0: PRINT "You ma
y go:"
270 IF r(r,1) THEN PRINT "nort
h ";: LET print=1
271 IF r(r,2) THEN PRINT "sout
h ";: LET print=1
272 IF r(r,3) THEN PRINT "east
 ";: LET print=1
273 IF r(r,4) THEN PRINT "west
 ";: LET print=1

```

```

274 IF r(r,5) THEN PRINT "up "
;: LET print=1
275 IF r(r,6) THEN PRINT "down
 ";: LET print=1
276 IF NOT print THEN PRINT "n
owhere."
280 IF p(3)=17 OR p(3)>20 THEN
RETURN
285 IF move AND RND*10<k(3) AND
p(3)<>r THEN PRINT "The dwarf
enters.": LET p(3)=r
290 RETURN
300 PRINT "You" AND NOT tell;"
He" AND tell;" can't.": RETURN
310 PRINT "You" AND NOT tell;"
The " AND tell;p$ AND tell;" ";v
$;"s" AND tell;" the ";n$: RETUR
N
320 PRINT "It's not here." AND
NOT tell;"The " AND tell;p$ AND
tell;" can't find it." AND tell
: RETURN
330 LET no=0: IF 10*RND>k(x) TH
EN PRINT "The ";p$;" refuses."
: LET no=1
335 RETURN
340 PRINT "You don't" AND NOT
tell;"The " AND tell;p$ AND tell
;" doesn't" AND tell;" have it."
: RETURN
350 IF tell THEN PRINT "The "
;p$;" says.": RETURN
355 RETURN
360 PRINT "There's nothing to "
;v$;" with.": RETURN
370 PRINT "The dwarf says.": R
ETURN
500 LET x=0: LET a$="": LET b$=
"": LET c$="": LET d$="": DIM a(
3)
505 PRINT " PAPER 6;"+++ ";z$
508 FOR i=1 TO LEN z$
510 IF z$(i)=" " THEN LET x=x+
1
512 IF x>3 THEN PRINT "What?"
: RETURN
515 IF z$(i)=" " THEN LET a(x)
=i-1
520 NEXT i
525 IF NOT x THEN LET a$=z$: R
ETURN
530 LET a$=z$( TO a(1)): IF x=1
THEN LET b$=z$(a(1)+2 TO ): RE
TURN
535 LET b$=z$(a(1)+2 TO a(2)):
IF x=2 THEN LET c$=z$(a(2)+2 TO
): RETURN
540 LET c$=z$(a(2)+2 TO a(3)):

```



```

LET d#=z*(a(3)+2 TO ): RETURN
699 REM Independent action
700 LET run=0: IF RND<.1 AND p(
1)=1 AND r=1 THEN PRINT "The j
ailer leaves.": LET p(1)=2: IF o
(2) AND o(2)<>r THEN LET o(2)=1
4
705 IF r=1 AND p(1)<>1 THEN RE
TURN
710 RESTORE 35: LET rnd=1+INT (
RND*3): FOR x=1 TO rnd: READ p#:
NEXT x
711 LET run=run+1
715 LET x=x-1
720 IF p(x)<>r AND run=1 THEN
GO TO 710
722 IF p(x)<>r THEN RETURN
725 IF x=2 AND NOT wake THEN L
ET wake=1: PRINT "The guard wak
es up.": RETURN
726 IF NOT wake AND x=2 THEN R
ETURN
730 RESTORE 30: LET rnd=1+INT (
RND*10): FOR y=1 TO rnd: READ o#
: NEXT y
735 LET y=y-1
740 IF o(y)=r THEN PRINT "The
"j#;" takes the "j#": LET o(y)
=13+x: RETURN
745 IF NOT o(y) THEN PRINT "T
he "j#" takes the "j#" from
you.": LET o(y)=13+x: RETURN
750 IF o(y)=13+x THEN PRINT "
The "j#" drops a "j#": LET o(y)
)=r: RETURN
760 IF wake AND r=2 AND NOT k(2
) AND x=2 AND RND<.5 THEN PRINT
"The guard captures you.": PAU
SE 100: LET r=1: CLS : GO SUB 60
20: LET r(1,4)=0: LET r(1,6)=0:
LET hole=0: LET slab=0: LET r(1,
2)=0: RETURN
762 LET act=INT (RND*5)
763 IF x<>3 THEN GO TO 785
764 IF NOT act AND o(2)=13+x TH
EN PRINT "The dwarf eats a cru
st.": LET t(3)=t(3)+1: LET o(2)=
3: RETURN
765 IF act=1 AND x=3 AND t(3)<1
0 THEN GO SUB 370: PRINT "Is it
time for lunch yet?": RETURN
770 IF act=2 AND x=3 THEN GO S
UB 370: PRINT "I wonder what Bag
no Bilbins would have done i
n these""circumstances?": RETUR
N
775 IF act=3 AND x=3 THEN GO S
UB 370: PRINT "Shall I sing abou

```



```

t g...?" "No - better not!!": RE
TURN
780 IF act=4 AND x=3 THEN GO S
UB 370: PRINT "What's that in th
e corner over""there?": RETURN
783 RETURN
785 IF act=1 AND o(3)=13+x THEN
PRINT "The "j#" sweeps the
floor.": RETURN
790 IF act=2 AND o(2)=13+x THEN
PRINT "The "j#" eats a crus
t.": LET o(2)=3: LET t(x)=t(x)+1
: RETURN
795 IF act=3 THEN PRINT "The
"j#" hums a tune.": RETURN
800 IF act=4 AND k(x)<5 THEN P
RINT "The "j#" hits you.": LE
T t=t-1 AND t: RETURN
900 RETURN
1099 REM ** TELL
1100 RESTORE 35: FOR x=1 TO 3: R
EAD p#: IF p#=b# THEN GO TO 111
5
1105 NEXT x
1110 PRINT "You can't talk to t
he "j#" DO try to be sensible!
": RETURN
1115 IF x=3 AND p(x)=17 AND r=9
THEN PRINT "He's too preoccupi
ed to listen.": RETURN
1116 IF p(x)<>r THEN PRINT "Th
e "j#" isn't here.": RETURN
1117 GO SUB 330: IF no THEN RET
URN
1120 LET a#=c#: LET b#=d#: LET t
ell=1: LET c#="" : LET d#="" : RET

```



```

URN
1199 REM ** GET
1200 IF tell THEN GO SUB 330: I
F no THEN RETURN
1205 IF n>10 THEN GO SUB 300: R
ETURN
1210 IF o(n)=r AND tell THEN LE
T o(n)=13+x: GO SUB 310: RETURN
1215 IF o(n)=r AND NOT tell THEN
LET o(n)=0: GO SUB 310: RETURN

1220 GO SUB 320: RETURN
1299 REM ** TAKE
1300 LET v=2: GO SUB 1200: RETUR
N
1399 REM ** EXAMINE
1400 IF n>10 THEN GO TO 1420
1405 IF (tell AND o(n)<>13+x) OR
(NOT tell AND o(n)) THEN GO SU
B 340: RETURN
1410 IF n=7 THEN GO SUB 350: PR
INT "It's a bottle of mead.": R
ETURN
1415 PRINT "The " AND tell;p% A
ND tell;"You" AND NOT tell;" can
't see anything""special about
it.": RETURN
1420 IF r=9 AND (n=14 OR n=26) T
HEN GO SUB 350: PRINT "The hin
ges are old and rusty.": RETURN
1425 IF r=1 AND n=18 THEN GO SU
B 350: PRINT "On the other side
of the door""you can see the g
uardroom.""The guard is asleep.
" AND NOT wake: RETURN
1430 IF NOT slab AND r=1 AND n=1
9 AND RND>.5 THEN GO SUB 350: P
RINT "There's nothing special a
bout""this slab.": RETURN
1435 IF r=1 AND n=19 THEN PRINT
"This one might be moveable.""
Some of the cement has fallen""
away.": LET slab=1: RETURN
1440 IF r=1 AND n=21 AND ring TH
EN GO SUB 350: PRINT "The top
of an iron ring is""sticking ou
t of the sand.": RETURN
1445 IF r=3 AND n=22 AND o(4)=17
AND o(2) THEN GO SUB 350: PRIN
T "There's a file and a crust o
n""the shelf.": LET o(4)=3: LET
o(2)=3: RETURN
1447 IF r=3 AND n=22 AND (o(4)=1
7 OR o(4)=3) AND NOT o(2) THEN
GO SUB 350: PRINT "There's a fi
le on the shelf.": LET o(4)=3: R
ETURN
1448 IF r=3 AND n=22 AND t+t(3)<

```

```

=10 AND o(4)<>17 AND o(2)=17 THE
N GO SUB 350: PRINT "There's a
crust on the shelf.": LET o(2)=
3: RETURN
1450 IF r=1 AND n=25 AND ring TH
EN GO SUB 350: PRINT "It seems
to be fixed to""something.": R
ETURN
1490 GO SUB 1415: RETURN
1499 REM ** OPEN
1500 IF r=1 AND p(1)=r AND NOT r
(r,2) AND tell THEN GO SUB 310:
LET r(r,2)=2: RETURN
1505 IF r=3 AND n=16 AND NOT r(3
,6) AND (t>=4 OR (tell AND x=3 A
ND t(3)>=4)) THEN GO SUB 310: L
ET r(3,6)=4: LET r(4,5)=3: LET s
c=sc+10: RETURN
1510 IF r=3 AND n=15 AND (NOT o(
5) OR (tell AND o(5)=13+x)) AND
o(7)=17 THEN GO SUB 310: PRINT
"It contains a bottle.": LET o(
7)=3: LET sc=sc+10: RETURN
1520 IF tell AND x=2 AND n=14 AN
D k(2)>=10 AND r=2 THEN PRINT "
The guard goes up the steps.":
LET sc=sc+10: LET p(2)=11: LET r
(11,2)=12: RETURN
1580 IF r=3 AND n=16 AND (t<4 OR
(tell AND x=3 AND t(3)<4)) THEN
GO SUB 300: PRINT "It needs md
re strength.": RETURN
1590 GO SUB 300: RETURN
1599 REM ** CLOSE
1600 GO SUB 300: RETURN
1699 REM ** PUSH
1700 IF free AND r=1 AND NOT r(1
,4) AND n=19 THEN GO SUB 310: P
RINT "The slab moves, revealing
a""narrow tunnel leading west.
": LET sc=sc+10: LET r(1,4)=7: R
ETURN
1705 IF r=10 AND r(10,2) THEN G
O TO 1790
1710 IF r=10 AND n=24 AND NOT te
ll AND t>=4 THEN GO SUB 310: LE
T pushme=1: GO TO 1750
1715 IF r=10 AND n=24 AND tell A
ND x=3 AND t(x)>=4 THEN LET pus
dwa=1: GO SUB 310: GO TO 1750
1740 GO TO 1790
1750 IF pushme AND pusdwa AND NO
T r(10,2) THEN PRINT "The boul
der rolls aside.": LET sc=sc+10:
LET r(10,2)=11: LET r(11,1)=10:
PRINT "The dwarf says:" AND p(
3)=10 AND o(10)=17;"Good heaven
s! Look at this!" AND p(3)=10 AN

```



```

D o(10)=17: LET o(10)=10: RETURN
1755 IF pushme OR pusdwa THEN
PRINT "The boulder wobbles a bit.": RETURN
1790 PRINT "Nothing happens.": RETURN
1799 REM ** PULL
1800 IF r=1 AND o(6)=17 AND ring
AND n=25 AND ((t>4 AND NOT tell)
OR (t(x)>4 AND tell)) THEN GO
SUB 310: LET sc=sc+10: LET o(6)
=1: PRINT "The ring is attached to a lid"
"which is now open, revealing"
"a secret cache." "In the cache is a dagger.": RETURN
1810 GO SUB 300: RETURN
1899 REM ** SWEEP
1900 IF n<>21 THEN GO SUB 300: RETURN
1905 IF (o(3) AND NOT tell) OR (tell
AND o(3)<>13+x) THEN PRINT "What with?": RETURN
1910 GO SUB 310
1915 IF NOT tell AND p(1)=r AND k(1)<5
THEN PRINT "The jailer thanks you for your"
"help and suggests that you keep"
"up the good work!": LET k(1)=k(1)+2
1920 IF NOT ring AND RND>.65 THEN
PRINT "As you sweep, you uncover"
"something unusual on the floor.": LET ring=1: LET sc=sc+10
1925 RETURN
1999 REM ** EAT
2000 IF n<>2 THEN PRINT "What curious eating habits!": GO SUB 300: RETURN
2005 IF (o(n) AND NOT tell) OR (tell
AND o(n)<>13+x) THEN GO SUB 340: RETURN
2010 GO SUB 310: LET o(n)=17: IF NOT tell
THEN LET t=t+1: PRINT "You feel a little better.": RETURN
2015 LET t(x)=t(x)+1: GO SUB 350: PRINT "I never realised these crusts"
"were so nourishing!": RETURN
2099 REM ** DRINK
2100 IF n<>23 THEN GO SUB 300: RETURN
2105 IF (o(7) AND NOT tell) OR (tell
AND o(7)<>13+x) THEN GO SUB 340: RETURN
2110 PRINT "You " AND NOT tell;

```

```

"The " AND tell;p# AND tell;" "
AND tell;v#;"s" AND tell;" some
"jn#
2115 IF tell THEN LET t(x)=t(x)+3: PRINT "The ";p#;" feels better.": RETURN
2120 IF t<9 THEN PRINT "That did you good!": LET t=t+3
2125 RETURN
2199 REM ** FILE
2200 IF (o(4) AND NOT tell) OR (o(4)<>13+x
AND tell) THEN GO SUB 360: RETURN
2205 IF NOT o(4) AND NOT file AND r=9
AND n=17 AND p(3)=17 THEN GO SUB 310: PRINT "The ";n#;" are made of very hard"
"iron, but you make progress.": LET file=1: RETURN
2210 IF r=9 AND n=17 AND p(3)=17 THEN
GO SUB 310: PRINT "The dwarf is free!": LET sc=sc+10: LET p(3)=9: LET k(3)=6: RETURN
2215 IF r=9 AND n=26 AND ((NOT o(4)
AND NOT tell) OR (tell AND o(4)=13+x))
THEN GO SUB 310: PRINT "The hinges collapse and the door"
"sags open.": LET r(9,4)=10: RETURN
2250 PRINT "You manage to scratch it a bit.": RETURN
2299 REM ** GIVE
2300 IF tell THEN PRINT "Due to the incompetence of the programmer the ";p#;" is unable"
"to give things.....": RETURN
2302 RESTORE 30: FOR n=1 TO 10: READ n#: IF n#=b# THEN GO TO 2320
2305 NEXT n: PRINT "I don't understand what you're"
"trying to give.": RETURN
2320 IF o(n) THEN GO SUB 340: RETURN
2325 RESTORE 35: FOR x=1 TO 3: READ p#: IF p#=c# OR p#=d# THEN GO TO 2340
2330 NEXT x: PRINT "I don't understand who you want"
"to give it to.": RETURN
2340 IF p(x)<>r THEN PRINT "He's not here.": RETURN
2345 PRINT "You give the ";b#;" to the";p#: LET o(n)=13+x: PRINT "The ";p#;" says:"
"I'm much obliged to you." AND (n=10 OR n=7 OR (n=2 AND x=3));"nothing" AND n<>10
AND n<>7 AND NOT (n=2 A

```



```

ND x=3)
2350 IF n=10 THEN LET k(x)=10
2352 IF n=7 THEN LET k(x)=k(x)+
2
2354 IF n=2 AND x=3 THEN LET k(
x)=k(x)+1
2360 RETURN
2399 REM ** DROP
2400 IF n>10 THEN GO SUB 340: R
ETURN
2401 IF (o(n) AND NOT tell) OR (
tell AND o(n)<>13+x) THEN GO SU
B 340: RETURN
2405 GO SUB 310: LET o(n)=r: RET
URN
2499 REM ** FIGHT
2500 IF tell THEN GO TO 2550
2501 RESTORE 35: FOR x=1 TO 3: R
EAD p#: IF p#=b# THEN GO TO 250
4
2502 NEXT x
2503 GO SUB 300: RETURN
2504 IF p(x)<>r THEN PRINT "He
's not here.": RETURN
2505 PRINT "You "jv#;" the "jp#
: LET k(x)=k(x)-5: LET myscore=t
+(2 AND NOT o(9))+(5 AND NOT o(6
))+INT (RND#6)
2510 LET hisscore=t(x)+(2 AND o(
9)=13+x)+(5 AND o(6)=13+x)+INT (
RND#6)
2515 LET result=myscore-hisscore
2520 IF SGN result=1 THEN PRINT
"You have defeated him.": LET
t(x)=t(x)-result: IF t(x)<0 THEN
LET p(x)=20+r: PRINT "He's dea
d!!": FOR i=1 TO 10: IF o(i)=13+
x THEN LET o(x)=r
2522 IF p(x)=20+r THEN NEXT i
2525 IF SGN result=-1 THEN PRIN
T "You are defeated.": LET t=t-
ABS result: IF t<0 THEN PRINT "
You've been killed!": GO TO 99
98
2530 IF SGN result=0 THEN PRINT
"The fight is drawn.": IF t>0
THEN LET t=t-1: RETURN
2535 RETURN
2550 PRINT "The "jp#" prefers
a quiet life." "He refuses.": RE
TURN
2599 REM ** DIG
2600 IF n<>20 AND n<>21 THEN GO
SUB 300: RETURN
2601 IF r<>1 THEN GO SUB 300: R
ETURN
2605 IF (o(8) AND NOT tell) OR (
tell AND o(8)<>13+x) THEN GO SU

```

```

B 350: GO SUB 360: RETURN
2610 IF NOT hole THEN PRINT "T
here is now a hole in the floor"
: LET hole=1: RETURN
2615 IF hole=1 THEN PRINT "The
re's a bigger hole now!": PAUSE
100: PRINT "The bottom of the h
ole collapses""into a passage b
elow.": LET sc=sc+10: LET r(1,6)
=7: LET r(7,5)=1: LET hole=2: RE
TURN
2620 IF hole=2 THEN PRINT "The
re's another hole now!": RETURN
2690 RETURN
2699 REM ** SCRAPE
2799 REM ** SCRATCH
2800 IF (o(9) AND NOT tell) OR (
o(9)<>13+x AND tell) THEN GO SU
B 360: RETURN
2805 IF n<>27 THEN GO SUB 310:
PRINT "It has no significant ef
fect.": RETURN
2810 GO SUB 310: PRINT "The ceme
nt falls away.": LET free=1: RET
URN
2899 REM quit
2900 RUN
2999 REM ** HELP
3000 PRINT "You could try overp
owering the jailer." AND r=1;"D
on't disturb him!" AND NOT wake
AND r=2;"You'd better open the c
hest." AND r=3;"Drop something."
AND r=4;
3005 PRINT "Equipment is needed.
" AND p(3)=17 AND r=9;"Push it."
AND r=10 AND r(10,2)=0;"The gua
rd knows how to open it." AND r=
11
3010 PRINT "Can't help you here.
Sorry!" AND (r=5 OR r=6 OR r=7
OR r=8 OR r=12 OR r=13)
3012 IF r=2 AND NOT wake THEN P
RINT "The guard wakes up.": LET
wake=1
3015 RETURN
3099 REM ** WAIT
3100 PRINT "Time passes.": RETU
RN
3199 REM ** LIST
3200 LET print=0: IF b#<>" THEN
GO TO 3250
3205 PRINT "You are carrying:"
3210 RESTORE 30: FOR y=1 TO 10:
READ o#: IF NOT o(y) THEN PRINT
"
a "jo#: LET print=1
3215 NEXT y
3220 IF NOT print THEN PRINT "

```



```

nothing"
3225 RETURN
3250 RESTORE 35: FOR x=1 TO 3: R
EAD p#: IF p(x)=r AND p#=b# THEN
  GO TO 3260
3255 NEXT x: PRINT "I can't tel
l you anything about""the ";b#;
" at present.": RETURN
3260 PRINT "The ";b#;" is carry
ing:"
3265 RESTORE 30: FOR y=1 TO 10:
READ o#: IF o(y)=13+x THEN PRIN
T "      a ";o#; LET print=1
3270 NEXT y
3275 IF NOT print THEN PRINT ""
nothing"
3280 RETURN
3299 REM SCORE
3300 PRINT "You have solved ";s
c;%" of this""adventure.": GO T
O 100
6019 REM ** LOCATION DESCRIPTION
6020 PRINT " You are ";"alone "
AND p(1)<>r AND p(2)<>r AND p(3)
<>r;"in a gloomy""dungeon whose
walls are lined""with solid st
one slabs.;" They look depre
ssingly impregnable." AND NOT r(
1,4);"      A passage leads
west." AND r(1,4);" The floor i
s of firm sand." AND NOT r(1,6);
"There is a deep hole in the san
d" AND r(1,6)
6025 PRINT "" The only light in
this dismal""place comes throug
h a small""barred window set in
to an iron""door in the south w
all.;" There is an iron ring on
the floor" AND ring: RETURN
6040 PRINT "" You are in the gua
rdroom, which""is illuminated b
y the flickering""light from a
torch on the wall."" A passage
leads off to the east"" and a f
light of stone steps""leads upw
ards."
6045 IF wake=0 THEN PRINT "" Th
e guard slumps at a table, ""asl
eep."
6046 IF wake AND p(2)=2 THEN PR
INT ""The guard is now awake."
6050 RETURN
6060 PRINT ""You are in the jail
er's store""room. There is litt
le here of""interest apart from
a wooden""chest in one corner
of the room."" A rough plank ha
s been fixed to""one wall to se

```

```

rve as a shelf."" There is a t
rapdoor in the""middle of the f
loor.": RETURN
6160 PRINT ""You are in a confus
ing network""of underground pas
sages leading""in all direction
s."
6165 IF r=4 OR r=6 OR (r=7 AND h
ole) THEN PRINT "A dim light c
omes from above."
6170 RETURN
6180 PRINT "" You are in a small
, damp cell""which seems to hav
e been carved""out of the solid
rock."" In the west wall ther
e is a""wooden door. It is obvi
ously old""-but still a formida
ble obstacle" AND NOT r(9,4);"an
d it now sags open." AND r(9,4)
6185 IF p(3)=17 THEN PRINT "" S
hackled by strong chains to""th
e wall is a dwarf-still alive""
but clearly feeling sorry for""
himself."
6190 RETURN
6200 PRINT "" You are in a dark
passage."
6205 IF r(r,2)=0 THEN PRINT ""A
large boulder blocks the""rout
e south."
6210 IF r(r,2) THEN PRINT "" A
large boulder lies beside the""
entrance to a passage leading""
southwards."
6215 RETURN
6220 PRINT ""You are in a large
chamber at""the top of a flight
of steps.""In the south wall i
s an enormous stone door." AND NO
T r(11,2);"The stone door is ope
n." AND r(11,2)
6225 IF NOT r(10,2) THEN PRINT
"" A passage leading north is""
blocked."
6230 IF r(10,2) THEN PRINT ""A
passage leads north."
6235 RETURN
6240 PRINT ""You are outside the
stone door""which is set into
a large, flat""rock face at the
northern end""of a barren, win
dswept valley.": RETURN
6260 PRINT ""You stand in the fo
othills of""Grim Mountain. To t
he south a""path winds away tow
ards a small""town overlooked b
y a splendid""castle. Home is i
n sight!"" You set off along t

```


he path, to""prepare your people for war..."

```
6261 LET sc=sc+10
6262 IF p(3)=12 THEN PAUSE 200:
PRINT "The dwarf says:""What
are the lunches like at""your place....?"
6264 PRINT "You have solved *;s
c;% of this""adventure.": GO TO
9998
9000 RETURN
9500 CLS
9505 PRINT " You are the king of
a small""province in Middle Earth."" For some time your lands
have""suffered raids from the
mountain""orcs, and these came
to a head""some weeks ago when
a massive""attack was launched.
"" During this raid you were""
captured, and you are now held""
in the orc dungeon, deep in""t
he mountains."
9510 PRINT "Without you, your people are""demoralised, and an
easy prey""to the orcs. It is t
herefore""vital that you escape
....."
9515 IF INKEY$="" THEN GO TO 95
15
9520 CLS
9525 PRINT " INSTRUCTIONS"
9530 PRINT "The following verbs
may be used""in two-word (verb-
noun) commands""GET,TAKE,EXAMIN
E,OPEN,PUSH,PULL,EAT,DRINK,DROP,
FIGHT..and others""To move, ent
er a single letter""(n,s,e,w,u,
d)"
9535 PRINT " You may instruct o
ther""characters to do things""
(eg:TELL GUARD GET BOTTLE)""-t
hough they may not obey!"" You
may give objects to other""char
acters (eg:GIVE BOTTLE TO""GUAR
D)"
9540 PRINT "LIST will tell you
what you are""carrying.""LIST
GUARD will tell you what""the g
uard is carrying.""HELP elicits
a useful clue.""WAIT allows ti
me to pass."
9550 IF INKEY$="" THEN GO TO 95
50
9555 CLS
9560 PRINT "You should know that
you are in""a very weakened st
ate after""spending some weeks
```

in the""dungeon. You will need
to build""up your strength befo
re tackling""anything at all st
renuous.""Furthermore, others w
ill do what""you ask only if th
ey like you."" At the start of
this adventure""you are very u
npopular!"

```
9562 PRINT "And if all else fai
ls, QUIT ""will restart the gam
e...."
```

```
9563 PRINT "For a fresh look at
your""surroundings, type ""1""
"
```

```
9564 PRINT "SCORE will tell you
how well you""are doing..."
```

```
9565 IF INKEY$="" THEN GO TO 95
65
```

```
9570 CLS : GO TO 78
```

```
9950 RESTORE 9980: FOR i=1 TO 12
: FOR j=1 TO 6: READ a: LET r(i,
j)=a: NEXT j: NEXT i
```

```
9955 FOR i=1 TO 10: READ a: LET
o(i)=a: NEXT i
```

```
9960 FOR i=1 TO 3: READ a,b: LET
t(i)=a: LET p(i)=b: NEXT i
```

```
9970 RETURN
```

```
9980 DATA 0,0,0,0,0,0
```

```
9981 DATA 1,0,3,0,11,0
```

```
9982 DATA 0,0,0,2,0,0
```

```
9983 DATA 4,4,8,4,6,5
```

```
9984 DATA 5,8,8,6,7,4
```

```
9985 DATA 6,7,5,7,9,8
```

```
9986 DATA 6,1,8,6,3,5
```

```
9987 DATA 5,4,5,7,6,7
```

```
9988 DATA 0,0,0,0,0,6
```

```
9989 DATA 9,0,0,0,0,0
```

```
9990 DATA 0,0,0,0,0,2
```


```
9991 DATA 11,13,0,0,0,0
```

```
9992 DATA 1,14,1,17,8,17,17,14,1
4,17
```

```
9993 DATA 10,2,10,2,0,17
```

```
9998 IF INKEY$="" THEN GO TO 99
98
```

```
9999 RUN
```



Adventure Software Checklist



NAME	COMPANY	CODE
1942 Mission	CCS	TMV
Abyss	CCS	-Y
Ace in the Hole	Add-on	-Y
Adventure	Bug-Byte	-X
Adventure 1	Abersoft	-X
Adventure Island	Contrast	-Y
Adventure Quest	Level 9	-Y
Alien	APS	TSY*
Arcane Quest	Add-on	-Y
Atlas Assignment	Virgin	TGAMY
Aztec	Hill MacGibbon	TGHY*
Barrowquest	CCS	TFY
Black Crystal	Mastervision	-XY
Black Dwarf's Lair	New Soft	-Y
Black Planet	Phipps	-Y
Buffer Adventure	Buffer Micro	TMV*
Byte	CCS	-Y
Castle	Bug-Byte	-Y
Castle Blackstar	SCR	TFY*
Circus	Channel B	-Y
City of Ehdolia	Goldstar	TFY*
Classic Adventure	Melbourne House	TFY*
Colditz	Phipps	-Y
Colossal Adventure	Level 9	-Y
Colossal Caves	CP Software	-Y
Crusoe	Automata	TGAMY*
Cry Wolf	Add-on	-Y
Cuddles	Bth Day Software	TFY*
Demon Lord	MCE	-Y
Denis through the Drinking Glass	Application Software	TMV*
Detective	Arcade	-Y
Devils of the Deep	R. Sheperd	-Y
Diamond Quest	CCS	-Y
Diamond Trail	Gilsoft	-Y
Doomdark's Revenge	Beyond	TGFY*
Dragonsbane	Quicksilva	GAFY*
Dungeon Adventure	Level 9	-Y
Dungeon Master	Crystal Computing	-Y
Dungeons of Doom	Woolsoft	-X
Dungeons of Doom	Temptation	-Y
Eric the Viking	Mosaic	TGFY*
Espionage Island	Artic	TMXY*

We have compiled as comprehensive a checklist of adventure programs as we could. When we have reviewed or had a chance to look at a program we have followed it with a code which is made up of letters which represent the following details.

- T Text
- G Graphics are used
- A Animation is used
- C Independent character action is featured
- F Fantasy of the swords and sorcery type
- H Historical scenario
- S Science fiction plot
- M Modern (or near) Day setting
- X ZX81 program

- Y Spectrum program
- Nothing known
- * Recommended by the ZX Computing team.

So if we look at Ship of Doom, Artic, TSXY * then we can see it as a text adventure, Science fiction storyline, for both the ZX81 and the Spectrum and someone in our office (me in this case) liked it.

Apologise to anyone who has been overlooked and, before you all start writing in and complaining that we haven't starred your favourite adventure, the absence of a star does not necessarily mean we disliked that program, just that we may not have actually been sent that one for review, so we have no idea what it's like.



ADVENTURE FEATURE

Eureka	Dosark	TGAHY*	Orb	Computer Rentals	-Y
Eye of Bain	Artic	-Y	Orc Slayer	Gamma Software	-Y
Faerie	Bth Day Software	TFY*	Paradox	Runesoft	-Y
Falls of Shalor	Emprise	TFY	Perseus and Andromeda	Channel 8	-Y
Fantasia Diamond	Hewson	TGCFY*	Peter Pan	H & S	-Y
Final Mission	Incentive	-Y	Pharoos Tomb	Phipps	-X
Flight from the Dark	Five Ways Software	TGFY	Pimania	Automata	TGAFXY*
Four Minutes to Midnight	Bth Day software	TMY*	Prince	CCS	TFY*
Frog Face	Positive Image	-Y	Quann Tulla	Bth Day Software	TFY*
Genesis II	Mikro-Gen	TSY	Quest	Hewson	-Y
Golden Apple	Artic	-Y	Quest for Eternity	APS	TSY
Gorgon	Phipps	-Y	Quest for the Holy Grail	Dream	-Y
Great Western	New Soft	-X	Quest for the Holy Joystick		-Y
Greed, Gulch	Phipps	-X	Quetzalcoatl	Virgin	TGHY
Hampstead	Melbourne House	TMY*	Return to Eden	Level 9	TGSY*
Here comes the Sun	Alligata	-Y	Roundsby Incident	Add-on	-Y
Hobbit	Melbourne House	TGCFY*	Runes of Zandos	Dorcas	TGAFY*
Hole	Add-on	-Y	Sandman Cometh	Star Dreams	-Y
Horror Atoll	Add-on	-Y	Secret Valley	New Soft	-X
HULK	Adventure International	TGFY*	Serpents Tomb	Vortex	-X
Ice Station Zero	Bth Day Software	TMY*	Sherlock	Melbourne House	TMY*
Inca Curse	Artic	-XY	Ship of Doom	Artic	TSXY*
Inferno	R.Sheperd	TGCY	Snowball	Level 9	TSY*
In Search of Angels	Bth Day Software	TFY*	Solaris	Softel	-Y
Invincible Island	R.Sheperd	TGFY	Spider-Man	Adventure International	TGFY*
Island	Crystal	-Y	Spoof	Runesoft	-Y
Island	Virgin	TGAFY	Staff of Zaranol	CCS	TFY
Islets of Langerhans	Amazing Games	TFY*	Superspy	R.Sheperd	-Y
Jerico Road	Shards	-Y	System 15000	Craig Communications	-Y*
Jokers Wild	Phoenix	-Y	Temple of Vran	Incentive	TFY*
Jungle Adventure	CCS	-Y	Terror from the Deep	Add-on	-Y
Kentilia	Micromega	TGFY*	Time Bandits	New Soft	-X
Key to Time	Lumpsoft	TSY	Time Quest	Mikro-Gen	-Y
King Arthur's Quest	Hill-Macgibbon	TGFY*	Tir Na Nog	Gargoyle	GAFY*
Knight's Quest	Phipps	-XY	Titanic	R&R	-Y
Legend	Century Communications	TFY*	Tower of Despair	Games Workshop	TFY
Leopard Lord	Add-on	-Y	Twin Kingdom Valley	Bug-Byte	TGFY
Lords of Midnight	Beyond	TGCFY*	Urban Upstart	R.Sheperd	-Y
Lords of Time	Level 9	THY*	Valhalla	Legend	TGAFY*
Lost Island	JRS	-X	Valhyrie 17	Ram Jam Corp.	TMY*
Lost over Bermuda	Add-on	-Y	Velnor's Lair	Quicksilver	-Y
Magic Mountain	Phipps	-X	Volcanic Dungeon	Mastervision	-XY
Merchant of Venus	Crystal	-X	War of the Worlds	CRL	-Y
Mountains of Ket	Incentive	TFY*	Wayworks	Digital Fantasia	-Y
Mysterious Fairground	Buffer	TMY	Witches Cauldron	Mikro-Gen	TGFY*
Odyssey of Hope	Martech	TGFY	Ziggurat of Bread	Add-on	-Y
Oracle's Cave	Doric	TGAFY*	Ziggurat	Software Super Savers	TGFY*

First steps in Machine Code

Part 3 — Using flags.

An introduction to Z80 Machine Code by David Nowotnik



One of the essential features of all computer programming languages is the ability to test a condition, and take different courses of action according to the result of that test (IF...THEN... in BASIC). Machine code is no exception, and in this article I shall be examining how the Z80 processor makes decisions. There will also be a little on simple arithmetic, and one of the Z80's powerful load instructions, which enables large chunks of memory to be moved with a few bytes of code.

1. The flags

In part 1 of this series, I described how a register in the Z80 CPU, or a byte of memory, is made up. If you recall, there are eight bits within a register or byte, each bit has two states, 0 or 1. It is the combination of values of bits within a byte that makes up the value held by the register or byte.

The F register in the CPU is a special purpose register in which the individual bit values are far more important than the total byte value. 'F' stands for 'flag'; it is the bits of the F register which 'flag' messages to the processor, and to the machine code program. Following almost every single instruction carried out by the Z80 processor, the flag register is automatically modified according to the nature and result of the operation performed. In effect, the CPU tests the result of the operation, and the results of the test are recorded as yes/no answers (1 or 0) by certain bits (flags) within the F register. Not all the flags are of value to the machine code programmer; those that can be used are described below:

The Carry (C) Flag — This tests whether an addition or subtraction operation remained within the limits of a byte value (0-255), or if carry or borrow occurred. Other applications will be demonstrated later

in the series.

The Parity/Overflow (P/V) Flag — Tests the parity of the result of an operation. This involves counting the '1's in the bits which form the result byte. If the parity sum is odd, then the P/V flag is set to 0. The flag is also used to demonstrate a 'carry' in two's complement arithmetic (also dealt with later on).

The Zero (Z) Flag — Set to 1 if the result of an operation is zero, otherwise this flag is set to 0.

The Sign (S) Flag — This takes the value of the highest bit (bit 7) of a register following an operation on that register. Don't worry if most of what I have described isn't too clear yet, it should become clear later on in the series.

A programmer can set (flag value = 1) or reset (flag value = 0) any of these flags (either directly, with a specific machine code instruction, or indirectly with a 'dummy' operation). More often, the programmer will want to test whether a flag has a value of 1 or 0, and respond accordingly. That response usually means moving (or not moving) to another part of the program. In BASIC, this could be GOTO, or GOSUB (or RETURN from subroutine) if the condition is, or is not, met. The same choices are available in machine code. These are shown in table 2.

There are two machine code instructions which are equivalent to BASIC's GOTO. These are JP and JR. JP stands for jump absolute, and JR for jump relative. JP instructions are usually three bytes long; the first is the opcode, the second and third contain the address in memory to which the program will jump. The address is calculated as the value in the second byte plus 256 times the value in the third byte. JR instructions are two bytes long; the first is the opcode, and the second is the distance (and

direction) of the relative jump. The jump is calculated in exactly the same way as DJNZ, described last time. That is, the jump can be anywhere from -128 to +127 from the address of the opcode immediately following the JR instruction.

JR has the advantages that it uses two instead of three bytes, and the jump is independent of the position of the machine code in memory, so should be used in preference to JP. If the jump is greater than the limits set on JR, then JP is easier to use (it is not impossible to use JR for large jumps, but it could be tricky to program).

The equivalent of GOSUB in assembly language is CALL. It works in just the same way. The argument of CALL is an address in memory, so the instruction is three bytes long (the first for the opcode, the second and third the address in memory). Unfortunately, the Z80 processor does not allow relative CALLs. The subroutine is terminated with the RET instruction, which, like the RETURN command in BASIC, returns the operation of the program to the instruction immediately following the CALL instruction which initiated the subroutine.

JP, JR, CALL, and RET all have unconditional (i.e. not dependent on a test of any flag) as well as conditional options. Most of these are shown in Table 1.

2. Comparisons

A simple example of using flags is in conjunction with the assembly language instruction CP (compare). This allows the contents of the A register to be compared with the contents of any other register, or the contents of a byte in memory (indexed by HL). In effect, with CP, the CPU carries out a subtraction between the A register contents, and the register or byte with which it is being compared.

The result is not stored anywhere, but the result effects the values of the flags. For example, here is a typical assembly language sequence involving CP:

```
CP E
JR NZ, next
```

Having compared the value in the A register with that in the E register, the CPU sets or resets the zero (Z) flag according to the result. If A=E, then the Z flag = 1, and if A does not equal E, then the flag is reset to 0. The instruction 'JR NZ, next' tests the value of the Z flag. If the flag is not zero (NZ), then a relative jump to the position in the program labelled 'next' will occur; if the flag is set, then the program continues with the instruction immediately following 'JR NZ, next'. Other flags are set or reset according to the relative values of the two registers being compared. It is possible to test whether one is greater or less than the other. Rather than tell you all of these, I have given you a program which will show the effect of certain comparisons. This is the first example given later on in the article. By setting different values in the registers, you should be able to determine for yourself the flag settings for 'less than' or 'greater than' using this program. Why not try it!

Addition and subtraction

Like it or not, computer programs almost invariably involve some arithmetic, and machine code is no exception. The facilities for arithmetic on the Z80 processor are quite simple; addition, subtraction, and instructions (which I'll cover in a later issue) to effectively multiply and divide by two. All other mathematical operations are made up from these basic opera-

tions. Last time, I described the simple cases of adding or subtracting one (INC and DEC) from a register, or register pair. There are a number of machine code instructions which allow more complex addition and subtraction. For these, the choice of register is more limited than with INC and DEC. A single register addition or subtraction must always involve the 'A' register. Addition takes the form of adding the contents of the A register to another register or byte in memory (addressed by the HL pair), or a number (operand) in the program, and placing the result in the A register. Similarly, subtraction involves taking the value of a register, memory byte, or operand from the value in 'A' and placing the result back in the A register.

Two byte arithmetic is more restricted. Addition involves taking the contents of the HL register pair, adding the contents of another register, and placing the result in HL. Subtraction involves subtracting a register pair value from the value in HL, and placing the result in HL. In single byte arithmetic, numbers are restricted to the range 0 to 255, whilst the range for two byte arithmetic is 0 to 65535.

A further complication is the carry flag. It is possible to add two numbers, then add the value of carry (0 or 1) to the result just before storing the final value. And it is possible to subtract the complement (1 minus the value) of the carry flag from the result of subtracting two values, before storing the result. This gives two forms of add (ADD and ADC) and two forms of subtract (SUB and SBC); without and with the

carry flag. Confused? I'll try and explain.

For simple arithmetic, it's easier to use the forms of add or subtract which do not use the carry flag value (ADD and SUB). So, if you are adding two registers or two register pairs, or subtracting two registers, use ADD or SUB. That way there is little chance of a mistake being made by an incorrect setting of the carry flag. The carry flag will, of course, be set (or reset) by the result of the addition/subtraction. For more complicated arithmetic, involving numbers held in several bytes, you'll want to use ADC or SBC. The purpose of involving the carry flag is that you can register whether or not there has been an addition or subtraction which has resulted in a value greater or smaller than that allowed by the restrictions on the register size. In this way you can carry a value to the next addition/subtraction, as you would carry one into the 'tens' column, having added 6 and 5 in the 'units'. Before using ADC or SBC it is usual to reset (for ADC) or set (for SBC) the carry flag before carrying out the calculation. The assembly language instruction to set the carry flag is SCF. There is no direct instruction to reset the carry flag, but this can be carried out by first setting the carry flag with SCF followed by the instruction CCF (complement carry flag), which inverts the value of the carry flag (0 to 1, or 1 to 0). The two instructions are one byte each (opcodes are 37 (SCF) and 3F (CCF), hex). The carry flag can be reset in one byte; I'll show you how next time.

You'll see all the opcodes for the add and subtract in Table 2. Note that for two byte subtraction, only SBC is available, so be

sure to set the carry flag when using it for simple arithmetic. Fig 2 in the examples section, later on, provides a BASIC program which should help to clarify any doubts about the different add and subtract instructions.

Block loading

The final piece of theory for this issue is the Z80's powerful block load instruction. It allows the values in a block of bytes (of any size) in memory to be moved to another location. It works like this:

The starting address of the source block is loaded into the HL register pair, the starting address of the destination block is moved into DE, and the number of bytes to be moved goes into BC. Then one instruction LDIR performs the move. LDIR stands for Load Increment Repeat. The value in BC acts as a counter. The value in the byte addressed by HL is transferred to the byte addressed by DE; HL and DE are incremented, while BC is decremented, then the instruction repeats itself automatically until BC gets down to zero. There is a non-repeat alternative, LDI, where the byte value transfer takes place, and registers HL and DE are incremented, BC decremented, but the instruction is not repeated automatically. Beginners to machine code would normally use LDIR, and this is shown in the examples.

The Z80 offers an almost identical instruction called LDDR. To use this, the END addresses of the source and destination blocks are loaded into HL and DE, respectively, while BC still holds the number of bytes to be transferred. Each cycle of the instruction involves

transfer from (HL) to (DE), and all three register pairs decremented. LDD is the non-automatic repeat version of LDDR. It doesn't really matter whether you use LDIR or LDDR unless there is some overlap between the source and destination blocks of memory. Then, the choice is critical if bytes are not going to be corrupted. I'll leave you to sort out which should be used, depending on whether the overlap is at the beginning or end of the source block! The block move opcodes are shown in Table 2.

Examples

The first two examples given this time are written in such a way that they will work on both the ZX81 and Spectrum. Example 1 is the flag demonstration program, and all details appear in fig.1. Example 2 demonstrates add and subtract, and should help explain any questions you might have on all the arithmetic instructions mentioned earlier. Fig.2 contains the details of this.

The final example carries out similar block move operations on both ZX81 and Spectrum; copying the display file to a safe area of RAM, then returning it 'instantly'. Machine differences prevent the same code working on both machines, so ZX81 users should refer to fig.3, while Spectrum owners go to fig.4.

Next time we'll be looking at a stack which has little to do with chimneys, and some bit operations!

Spectrum users should type in the following listing as shown (Figure 1). A minor change should be made by ZX81 users.

Table 1 Testing Flags

a) Symbols and flag values

Flag	Flag = 1	Flag = 0
C	C (Carry)	NC (No carry)
Z	Z (Zero)	NZ (No zero)
P/V	PO (parity odd)	PE (parity even)
S	P (positive)	M (negative)

b) Valid operations, and their opcodes

Unconditional Operation	Flag: C	Conditional Operations	Z	S
JP (C3)	JP C (DA) JP NC (D2)	JP PO (E2) JP PE (EA)	JP Z (CA) JP NZ (C2)	JP P (F2) JP M (FA)
JR (18)	JR C (38) JR NC (30)	—	JR Z (28) HR N (20)	—
CALL (CD)	CALL C (DC) CALL NC (D4)	CALL PO (E4) CALL PE (EC)	CALL Z (CC) CALL NZ (C4)	CALL P (F4) CALL M (FC)
RET (C9)	RET C (D8) RET NC (D0)	RET PO (E0) RET PE (E8)	RET Z (C8) RET NZ (C0)	RET P (F0) RET M (F8)

Table 2. Arithmetic and block move opcodes

1. Arithmetic

Instruction	Register (r)							
	A	B	C	D	E	H	L	(HL)n
ADD A,r	87	80	81	82	83	84	85	86 C6
ADD A,r	8F	88	89	8A	8B	8C	8D	8E CE
SUB A,r	97	90	91	92	93	94	95	96 D6
SBC A,r	9F	98	99	9A	9B	9C	9D	9E DE

Instruction	Register pair (rr)		
	HL	DE	BC
ADD HL,rr	29	19	09
ADC HL,rr	ED6A	ED5A	ED4A
SBC HL,rr	ED62	ED52	ED42

Block moves

Instruction	Opcode
LDI	EDAO
LDIR	EDBO
LDD	EDA8
LDDR	EDB8

```

550 POKE 32500,A
560 POKE 32501,C
570 IF USR 30000 THEN
580 CLS
590 PRINT
600 PRINT "VALUE IN 'A'
        REGISTER IS ";A
610 PRINT
620 PRINT "COMPARISON VALUE = ";C
630 PRINT
640 PRINT "FLAGS ARE SET AS:"
650 LET X=32502
660 FOR I=1 TO 8
670 PRINT
680 IF I=3 OR I=4 OR I=5 OR I=7 THEN
        GOTO 700
690 PRINT F$(I); " ";PEEK X
700 LET X=X+1
710 NEXT I
720 PRINT AT 20,2;"PRESS ANY KEY
        TO CONTINUE"
730 IF INKEY$="" THEN GOTO 730
740 GOTO 500
    
```

Instead of line 60 type in the following two lines:

```
60 POKE 16388,47
```

70 POKE 16389,117
Once you have completed entry of the listing, goto the explanation at the end of the the listing.

Fig. 1. Demonstration of flags

```

10 REM FLAG DEMO
20 ZX COMPUTING, 1985
30 REM
40 REM INITIALISE
60 CLEAR 29999
100 DIM F$(8,3)
110 LET F$(1)=" S "
120 LET F$(2)=" Z "
130 LET F$(6)="P/V"
140 LET F$(8)=" C "
200 REM ENTER MACHINE CODE
210 LET X=30000
220 LET T=0
230 INPUT Y
240 IF Y=-1 THEN GOTO 300
250 POKE X,Y
260 LET X=X+1
270 LET T=T+Y
280 GOTO 230
300 IF T=2100 THEN GOTO 500
310 PRINT "CHECKSUM ERROR (";T;")"
320 STOP
500 CLS
510 PRINT AT 21,0;"ENTER 'A' REGISTER
        VALUE"
520 INPUT A
530 PRINT AT 21,0;"ENTER THE
        COMPARISON VALUE"
540 INPUT C
    
```

Once you have typed in the listing, SAVE the program, then RUN it. You'll get an INPUT request on the screen. This is the first part of the program, and you're expected to enter the machine code routine as a series of decimal numbers. Refer to the assembly language listing, below, and enter the numbers on the left hand side, in the order shown. Once you have entered all 22 numbers, enter -1, which informs the program that

you have come to the end. If you made a mistake on entry then a checksum should detect it, and stop the program going any further. Once you enter the main routine, on screen instructions and display should be clear enough to make further description unnecessary.

There are three new machine code commands in the routine outlined below. They'll be covered in the next two parts of this series.

33,244,126	LD HL,3250
126	LD A,(HL)
35	INC HL
190	CP (HL)
245	PUSH AF
209	POP DE
6,8	LD B,8
35	LOOP INC HL
54,0	LD (HL),0
203,19	RL E
48,2	JR NC,NEX
54,1	LD (HL),1
16,245	NEXT DJNZ, LOOP
201	RET

Fig. 2. Demonstration of Z80 Arithmetic Instructions

```

10 REM MACHINE CODE ARITHMETIC
20 REM ZX COMPUTING, 1985
30 REM
40 DIM A$(4,3)
50 LET A$(1)="ADD"
60 LET A$(2)="ADC"
70 LET A$(3)="SUB"
80 LET A$(4)="SBC"
90 DIM N(2,2)
200 LET X=0
210 GOSUB 500
220 LET X=7
230 GOSUB 500
240 GOSUB 560
250 PRINT AT 21,0;"PLACE A VALUE
IN UPPER TWO BYTES"
260 INPUT U
270 LET S=U
280 LET P=2
290 GOSUB 1000
300 PRINT AT 21,0;"PLACE A VALUE
IN LOWER TWO BYTES"
310 INPUT L
320 LET S=L
330 LET P=9
340 GOSUB 1000
350 PRINT AT 21,0;"PLACE A VALUE
IN THE CARRY FLAG "
360 INPUT C
370 IF C=1 OR C=0 THEN GOTO 5000
380 GOTO 360
500 PRINT AT X,5;"*****"
*****"
510 FOR I=1 TO 4

```

```

520 PRINT " * *
*"
530 NEXT I
540 PRINT " *****
*****"
550 RETURN
560 PRINT AT 14,10;"***** *
****"
570 FOR I=15 TO 17
580 PRINT AT I,10;"* * *
*"
590 NEXT I
600 PRINT AT 18,10;"***** *
****"
610 PRINT AT 19,12;"A CAR
RY"
620 PRINT AT 6,10;"LO HI
"
630 PRINT AT 4,0;"(HL)"; AT 9,0;
"(DE)"
640 RETURN
680 PRINT AT 21,0;"
"
690 RETURN
750 FOR Q=1 TO 20
760 GOSUB 800
770 NEXT Q
780 RETURN
800 FOR L=1 TO 2
810 NEXT L
820 RETURN
900 FOR T=1 TO 10
910 PRINT AT -5+R*7,X*10-1;"
"
920 GOSUB 800
930 PRINT AT -5+R*7,X*10-1;N(R,
X)
940 GOSUB 800
950 NEXT T
960 RETURN
1000 LET SS=INT (S/256)
1010 LET ST=S-SS*256
1020 PRINT AT P,9;ST; AT P,19;SS
1030 LET P= INT (P/9)+1
1040 LET N(P,1)=ST
1050 LET N(P,2)=SS
1060 RETURN
2000 PRINT AT 21,0;"LD (DE),A"
2010 GOSUB 750
2020 LET R=2
2030 GOSUB 900
2040 PRINT AT 16,11;" ";AT 16,
11;N(2,X)
2050 RETURN
2100 IF W>255 THEN GOTO 2150
2110 LET C=0
2120 LET N(2,X)=W
2130 GOTO 2170
2150 LET C=1

```

EN

If you
hen a
, and
y fur-
main
tions
clear
scrip-
chine
outine
ll be
rts of

,325	Start of data store
(HL)	Load 'A' register
L	Move to next byte
L)	compare its value to 'A'
AF	copy the F register
E	into the E register
B	Load loop counter
L	Move to next byte
L),0	place 0 into it
	Move 1 bit of E into carry
, NE	jump to NEXT if bit is 0
L),1	place 1 into byte
LOOP	Loop back to LOOP, unless all 8 done, then return.


```

2160 LET N(2,X)=W-256
2170 FOR T=1 TO 10
2180 PRINT AT 16,11;" ";AT 16,2
2;" "
2190 GOSUB 800
2200 PRINT AT 16,11;N(2,X);AT 16,
22;C
2210 GOSUB 800
2220 NEXT T
2230 RETURN
2300 PRINT AT 21,0;"LD (DE),A"
2310 LET R=2
2320 GOSUB 900
2330 RETURN
2400 IF W<0 THEN GOTO 2450
2410 LET C=1
2420 LET N(2,X)=W
2430 GOTO 2470
2450 LET C=0
2460 LET N(2,X)=256+W
2470 GOTO 2170
3000 PRINT AT 21,0;"INC HL      INC
DE"
3010 GOSUB 750
3020 GOSUB 680
3030 RETURN
5000 PRINT AT 16,22;C
5010 PRINT AT 21,0;" 1=ADD, 2=ADC
, 3=SUB, 4=SBC"
5020 INPUT M
5030 IF M<> INT M THEN GOTO 5020
5040 IF M<1 OR M>4 THEN GOTO 5020
5050 GOSUB 680
5060 PRINT AT 4,28;A$(M)
5070 GOSUB 5000+M*1000
5080 PRINT AT 21,0;"PRESS ANY KEY
TO CONTINUE"
5090 IF INKEY$="" THEN GOTO 5090
5100 RUN
6000 FOR X=1 TO 2
6010 GOSUB 2000
6020 PRINT AT 21,0;"ADD A, (HL)"
6030 GOSUB 750
6040 LET W=N(1,X)+N(2,X)
6050 LET R=1
6060 GOSUB 900
6070 GOSUB 2100
6080 GOSUB 750
6090 GOSUB 2300
6100 GOSUB 750
6110 IF X=2 THEN GOTO 6150
6120 GOSUB 3000
6150 NEXT X
6160 RETURN
7000 FOR X=1 TO 2
7010 GOSUB 2000
7020 PRINT AT 21,0;"ADC A, (HL)"
7030 GOSUB 750
7040 LET W=N(1,X)+N(2,X)+C

```

```

7050 LET R=1
7060 GOSUB 900
7070 GOSUB 2100
7080 GOSUB 750
7090 GOSUB 2300
7100 GOSUB 750
7110 IF X=2 THEN GOTO 7150
7120 GOSUB 3000
7150 NEXT X
7160 RETURN
8000 FOR X=1 TO 2
8010 GOSUB 2000
8020 PRINT AT 21,0;"SUB A, (HL)"
8030 GOSUB 750
8040 LET W=N(2,X)-N(1,X)
8050 LET R=1
8060 GOSUB 900
8070 GOSUB 2400
8080 GOSUB 750
8090 GOSUB 2300
8100 GOSUB 750
8110 IF X=2 THEN GOTO 8150
8120 GOSUB 3000
8150 NEXT X
8160 RETURN
9000 FOR X=1 TO 2
9010 GOSUB 2000
9020 PRINT AT 21,0;"SBC A, (HL)"
9030 GOSUB 750
9040 LET W=N(2,X)-(N(1,X)+(1-C))
9050 LET R=1
9060 GOSUB 900
9070 GOSUB 2400
9080 GOSUB 750
9090 GOSUB 2300
9100 GOSUB 750
9110 IF X=2 THEN GOTO 9150
9120 GOSUB 3000
9150 NEXT X
9160 RETURN

```

When this program is RUN, there is on the screen a diagrammatic representation of two pairs of bytes in memory (addressed by HL and DE), the 'A' register and the Carry flag. The program asks you to insert two values (0-65535) into the pairs of bytes. The value is automatically split into low and high byte values, and placed in the appropriate box. You then select 1 or 0 for the carry flag, and the arithmetic operation (ADD, ADC, SUB, or SBC). A slow motion display then shows you what happens when you conduct two byte arithmetic using one byte instructions. The assembly language instruction appropriate to the operation being carried out will be shown at the bottom left of the screen.

You should be able to see the effect on the carry flag and result of using the four different operations.

Fig. 3. ZX81 Block move demonstration

Type in the following listing, SAVE it. Before RUNNING the program, Lower RAMTOP with two direct commands:

```

POKE 16388,231
POKE 16389,124

```


The hexloader places the machine code (shown below) into RAM. A screen message is

then generated, and saved (line 140) to a safe section of RAM.

The screen is cleared, and the display restored instantly by

another machine code block load routine (line 180).

```

10 REM.....
20 LET X=16514
30 LET A$="2A0C4011E77C011903EDB0C921E77C
ED5B0C40011903EDB0C9"
40 FOR I=1 TO LEN A$/2
50 LET J=16*(CODE A$(I)-28)+CODE A$(I+1)-28
60 IF PEEK X=27 THEN POKE X,J
70 LET X=X+1
80 LET A$=A$(3 TO )
90 NEXT I
100 CLS
110 FOR I=1 TO 20
120 PRINT "1234567890ABCDEFGHI"
130 NEXT I
140 RAND USR 16514
150 CLS
160 PRINT AT 20,0:"PRESS A KEY TO RESTORE DISPLAY"
170 IF INKEY$="" THEN GOTO 170
180 RAND USR 16526
    
```

Assembly language listing:

SAVE	LD HL, (16396)	2A0C40	Load D-FILE into HL
	LD DE, 31975	11E77C	Load RAMTOP into DE
	LD BC, 793	011903	Length of display file
	LDIR	EDB0	Block load
	RET	C9	Return to BASIC
RESTORE	LD HL, 31975	21E77C	Load RAMTOP into HL
	LD DE, (16396)	ED5B0C40	Load D-FILE into DE
	LD BC, 793	011903	Length of display file
	LDIR	EDB0	Block load
	RET	C9	Return to BASIC

Fig. 4. Spectrum Block Move Example

Type in the following listing, SAVE it, then RUN it. After the machine code has been placed in

position above RAMTOP (lines 10 to 80), a screen display is generated, and saved, then the

screen cleared, and the display restored by another machine code block move.

```

10 CLEAR 24999
20 FOR i=25000 TO 25023
30 READ x: POKE i,x
40 NEXT i
50 DATA 33,0,64,17,112,98
60 DATA 1,0,27,237,176,201
70 DATA 33,112,98,17,0,64
80 DATA 1,0,27,237,176,201
90 CLS
100 FOR i=1 TO 20
110 PRINT INK i/3; PAPER 8-i/3;"
111122223333444455556666777788"
120 NEXT i
130 RANDOMIZE USR 25000
140 CLS
150 PRINT AT 12,0:"Press any key "
160 IF INKEY$="" THEN GO TO 160
170 RANDOMIZE USR 25012
    
```


Assembly language listing

25000	LD HL,16384	210040	Start of display file
	LD DE,25200	117062	Start of storage area
	LD BC,6912	01001B	No. of bytes moved
	LDIR	EDB0	Move them
	RET	C9	and return to BASIC.
25012	LD HL,25200	217062	Start of storage area
	LD DE,16384	110040	Start of display file
	LD BC,6912	01001B	No. of bytes moved
	LDIR	EDB0	Move them
	RET	C9	and return to BASIC.



Cut out and SEND TO:



ZX Computing Subscriptions,
Infonet Ltd,
Times House,
179 The Marlowes,
Hemel Hempstead,
Herts HP1 1BB,

SUBSCRIPTION RATES

(tick as appropriate)

£13.50 for six issues	<input type="checkbox"/>
£15.00 for six issues	<input type="checkbox"/>
£31.00 for six issues	<input type="checkbox"/>
\$19.50 for six issues USA surface mail.	<input type="checkbox"/>


Subscription Order Form

Please commence my subscription to ZX Computing with the very next issue.

*I am enclosing my (delete as necessary)
cheque/Postal Order/International Money
Order for £:*
(made payable to ASP Ltd)

OR

Debit my Access/Barclaycard
(*delete as necessary)*



--	--	--	--	--	--	--	--	--	--	--	--	--	--	--	--	--	--	--	--	--

Please use BLOCK CAPITALS and include post codes.

NAME (Mr/Mrs/Miss)

ADDRESS

.....

..... POSTCODE

Signature

Date



The Collins Collection

Collins have started to produce under their own name, the books which were previously published under the Granada banner, and added to these are some interesting new publications.

SPECTRUM GAMES-MASTER written by M. James, S. M. Gee and K. Ewbank is essentially the same as **QL GAMEMASTER** by the same authors, and proves that writing, like programming, is easier if you approach it in a structured manner. It is simple to convert to other machines! Nevertheless, the approach is good and a beginner (and probably those with some experience) will benefit from these books.

Interestingly, although essentially the same book with machine specific details altered, the QL version costs £7.95 and the Spectrum one £6.95. Oh well, I suppose if you can afford a

QL you can afford the extra pound.

PROFESSIONAL AND BUSINESS USES OF THE QL by Colin Lewis also costs £7.95 and seems to be aimed at the business buyer who decides to purchase a computer to solve his business problems and then realises that they've only just started! A clearly written introduction to using the QL's packages in a practical way.

DATA LOG is superb! It is a book which is a programming course set out in a series of worksheets. A teacher I know was ecstatic over it and quite upset that his budget wouldn't allow him to buy the fifty he needed for his classes (he asked me to ask if there was any chance of an education discount). Priced at £2.95 it is a great way to introduce ANYONE, not only children, to computing.



Sunshine on the QL

Two books from Sunshine, a very experienced company, and on two totally different topics.

SINCLAIR QL ADVENTURES by Tony Bridge and Richard Williams is an adventure writer's guide to writing adventure programs. It features an adventure generator program which seems very comprehensive. This is supported by a database program

which holds the details of each particular adventure. £5.95.

THE SINCLAIR QDOS COMPANION by Andrew Pennell is an invaluable aid to any programmer who is working in machine code on the QL. All the system calls are covered as are all the special features such as multi-tasking. The cost is £6.95.



In Brief

- An unusual book from Addison Wesley is **THE SECRET OF ARENDARVON CASTLE** which provides a "novel" way of presenting an adventure game. Two thirds of the book are text, pictures, clues and scene setting, and the final third is a program for the game, a mighty machine code listing which they advise is entered in sections, appropriately labelled Monday, Tuesday etc. Available at £5.95

- Tim Hartnell, prolific as ever, has produced **EXPLORING ARTIFICIAL INTELLIGENCE ON YOUR SPECTRUM+**, **AND SPECTRUM**, the somewhat less verbose **TIM HARTNELL'S QL HANDBOOK**, and the **GIANT BOOK OF SPECTRUM ARCADE GAMES**.

The AI Spectrum book I found fascinating and five demo programs are provided to show some of the various aspects of this topic. The QL handbook is a collection of information and programs of a general nature and is useful for anyone who wants to use his QL in a non-business manner. The third one speaks for itself!

- Ian Stewart is the author of Shiva's latest book, **GATEWAY TO COMPUTING WITH THE ZX SPECTRUM 2**, on sale at £4.95. Big, bright and written in easy to understand text, presumably for children.

- **ZX SPECTRUM GAME MASTER** by P K McBride and **INTRODUCING YOUR ZX SPECTRUM** are two from Longman Software and both cost £3.95. The former is a collection of routines, programs, hints and ideas for the would-be programmer writing in BASIC. Some very useful material here.

- Another book for the absolute QL beginner is **Quantam Theory** by J. San, F. Katan, and S. Rockman, published by Century Communications at £5.95.

MATHS TUTOR FOR THE SPECTRUM by R. Carter is also published by this company at £7.95 and deals comprehensively with this specialised area. Essential for teachers of O or A level exams.

- Having problems with your Currah Microspeech unit insisting on sounding like a demented dalek with laryngitis? Well, Currah have produced a book of some 2980 words "as she is spoke" called the **ALLOPHONE DICTIONARY**. A time saving idea and worth the £3.50 if you frequently use your unit in your own programs.

- Melbourne House have produced an excellent book if you want to learn or improve your structured programming technique. The approach is to pose problems, discuss ways and means of solving them and let the reader get on and produce his/her own code. Hints and help are given if you get stuck. **SPECTRUM SOFTWARE PROJECTS**, a great book at £6.95.

- And now, the cassette of the book! The programs in the J. Wiley & Sons Ltd book **WINNING GAMES ON THE ZX SPECTRUM** by Matthews are now available on tape for £9.94.

- **STEP BY STEP KEYBOARDING ON THE PERSONAL COMPUTER** is published by Barrons and written by S. Radlauer. It is aimed at increasing your computer and word processing output and costs £5.95 — sounds like something I should invest in!

- Two more in the Newnes series of beginner's guides have been produced, **GUIDE TO MICROCOMPUTER LANGUAGES** and **GUIDE TO MICROCOMPUTING** both cost £4.95.

- **PROGRAMMING ARCADE GAMES FOR YOUR SPECTRUM** by Adrian Jones is published by PAN. A useful introductory, or extra tips for those with some experience, type of book. But the addendum of the flash "for fun and profit" makes me feel that some appeal to the baser instincts of people may be exploited.

Let's keep computing fun, and, if the desire and ability is there then the rewards will follow. Meanwhile debit your balance sheet by £4.95 for this book.

- Another book for those fascinated by maths on the computer, aptly titled **MICRO MATHS** by K. Devlin and published by Macmillan. First add your pennies until the total is £5.95 then go and buy it.

Spectrum Arcade

David Harwood continues his battle against homicidal intruders and inferior software.

Packed into a small room with my trusty Sinclair Spectrum and the occasional cup of tea, I started to wade my way through the latest bunch of software. Below is the result of my hard work.

Travel with Trashman New Generation

This is the sequel to the original "TRASHMAN" game and by and large is just as good. The mission is to go forth into the world and throw away all the trash.

At the start of the game, you are shown a world map and all the countries that can be visited. This obviously takes money (everything seems to these days), and where you can go depends on the amount of money that you have got. Quite a few places of interest can be visited, Spain, America, Hong Kong, France, Germany, Samoa and Israel.

Paris is the cheapest place to start, and whilst there the job offered is to collect all the frogs that the chef has accidentally let loose in the café, whilst avoiding bumping into the French waitresses (I know what I would rather do!). The café was generally well depicted with tables, umbrellas etc. but the leaping reptiles appeared as white dots bouncing around the screen, even the delicacy of its legs was not apparent.

In Germany, you're at the famous Festival with the mammoth task of clearing away all the empties, whilst trying to forget about your love for the drink as well. This screen was slightly easier to play and the only real difficulty was to catch sight of an empty glass.

After these two locations, you can go on to Spain, where you have to pick up roses in a bull ring. Sounds easy? The bull is still moving about the ring and still fancies a game or two. In New Orleans, you are employed to pick up the money that the crowd are throwing at the band,

but some members of the band are mean and greedy, so you have to watch out for them. If you manage to get enough money, then you can be on your way to Jerusalem, where worshippers' tissues have to be tidied up around the Wailing Wall.

The only problem with this game was the fact that the visit to each country lasted far too long and as the money decreased with your inefficiency, it was quite difficult not to find yourself stranded, penniless, and with no means of getting home.

There is quite a lot of action in this game, and although occasionally the graphics were poor, this is a challenging game and should keep you amused for some time.

INSTRUCTIONS	80%
ADDICTABILITY	80%
GRAPHICS	80%
VALUE FOR MONEY	85%
ZXC FACTOR	7

Underwurld Ultimate

Yes, yet another excellent game from Ultimate Play The Game. It is hard to imagine what will come next. Can they really beat the quality of this new genre of game?



This is what one would call an arcade adventure game, the only let-down being the key assignment. Q and W are used for left and right, R and E up and down, T for fire, any key on the first half of the bottom row to drop from the rope and any key on the second half of the bottom row to pick up or drop weapons. A fair improvement would have been to define your own keys as us arcadists do get accustomed to using certain keys. The usual joystick option applies, so if you have got one — USE IT.

You are unfortunate enough to be living in a house that has been built over the labyrinth of Hell. In this labyrinth, the task is to find the devil in his lair (the long dark palace) and then you will be beamed up to safety. An easy task? Not at all, as your travels are hindered by the devil's aides, fireballs, eagles, and gremlins to mention but a few. You can use various weapons, from a catapult to daggers, in the quest for your freedom.

If you happen to slip, then you see yourself fall down many levels to the bottom of the Underwurld and, unless you manage to land on one of the rising volcanic bubbles, a life is lost. When at the bottom, the only way to escape is to jump onto these bubbles, but there

are many creatures who try to stop you gaining your freedom.

This is an excellent game, with some of the best animation that I have seen on the Spectrum with the guaranteed ULTIMATE quality.

INSTRUCTIONS	80%
ADDICTABILITY	45%
GRAPHICS	100%
VALUE FOR MONEY	95%
ZXC FACTOR	9

Cyclone Vortex software

We had Combat Lynx, then there was River Raid and now there is CYCLONE by Vortex Software.

An advancing Cyclone is proving dangerous to a number of islands and the whole area is being evacuated. Your mission is to fly your helicopter into the danger zone and recover the vital medical supplies.

There are five crates to collect in all, with the Cyclone and low-flying aircraft proving to be a great hindrance. Once a Cyclone is upon you, the helicopter does not seem to respond at all to the controls, so you have to hope that control is regained soon. Extra points can be gained by saving the inhabitants that are stranded on the islands, but I could not find a way to get them on board. So, I decided that it was more important to recover the supplies than wait around for people who couldn't be bothered to hoist themselves into my helicopter.

All the instruments are present on the right hand side of the screen and in order to help you with finding the crates, North and South views of the action. This adventure has excellent three dimensional graphics with a feel of reality, and in my mind is an ace above the others.

INSTRUCTIONS	90%
ADDICTABILITY	90%
GRAPHICS	95%
VALUE FOR MONEY	90%
ZXC FACTOR	8

Backpackers Guide to the Universe Part 1 Fantasy Software

This game bears no relation whatsoever to The Hitchhiker's Guide To The Galaxy, which I am sure is where Fantasy Software pinched this title from.

Side one of the tape is the GUIDE, which takes you pleasantly through your mission



of saving the creatures on this planet, where the evil Scarthax threatens to pull the plug out in 24 hours time, and a magnified picture of each creature is given, along with a description.

Side two of the tape is the actual game, and you start off by selecting either the keyboard or joystick option and then fire away. You are equipped with one of the most advanced creations of our time, the backpack, which takes you around the planet, provides storage for the creatures and a flame thrower, which is your only weapon in your plight.

Damage to the backpack will not only take you back to the ship for repair, but also if too much activity occurs while fighting the fireball enemy, the creatures that you have saved will perish, and you will have to start afresh. You can also choose to go back to the capsule

for repair, but as there is a time limit of 12 hours per game and repair always costs time, it is advisable to do this only when absolutely necessary.

As you travel along the passages of the planet, various objects can be picked up for later use, keys, indicator discs, which will help you find the location of the exit key, transporter crystals and dynamite. All these will help you travel across the planet and rescue as many creatures as possible.

At the end of the adventure, when you go back to the capsule for backpack repair, a score is given and also the option to save the state of the game so far.

This game is truly another arcade adventure and although the graphics are not up to the standard of Ultimate, they are still superb. The security coding at the beginning of the game is a very good idea, where you have

to enter a code from a special grid, but I did find it a trifle confusing.

INSTRUCTIONS	90%
ADDICTABILITY	90%
GRAPHICS	90%
VALUE FOR MONEY	85%
ZXC FACTOR	8

Fahrenheit 3000 Softstone

Now we come onto a game of bad taste. A nuclear reactor is about to meltdown and it is up to you to go through the works and operate all the pressure valves in order to release the excess pressure and flood the core, which will hopefully shut down the reactor. Having done all this, if you solve the puzzle presented to you, there is the chance of winning a Mystery Prize.

With the jesting in the in-

structions, "Luckily, the worst that can happen is an enormous radiation leakage that could wipe out half of the South Coast" and "Shutdown the reactor before it shuts you down", I was put off immediately. This sort of idea, much the same as war inducing games, is unnecessary and far better games can be produced without this overhanging threat.

To add to this, the game is not very good. The graphics are inferior to even the Manic Miner type and I could not get further than the first screen even after about 2 hours of painful trying.

INSTRUCTIONS	80%
ADDICTABILITY	20%
GRAPHICS	50%
VALUE FOR MONEY	30%
ZXC FACTOR	3

And finally . . .

Magic Roundabout CRL

Remember that t.v. programme just before the 5.40 news that everyone had to watch? This game is based on the series that was loved by millions.

The atmosphere is recreated in the enchanted garden as Dougal (the dog) is busily trying to build a home before it is time for bed. You, as Dougal, go around the garden collecting lumps of sugar to construct a house at the magic toadstool.

Dougal has the option to either push the lumps to the toadstool or eat them, as these lumps provide the energy. If his energy becomes low, then Dougal will fall asleep.

But the adventure does not stop there. You will also encounter all the other characters that captured the hearts of millions. Brian, Mr. McHenry, Basil, Florence, Zebedee, Ermintrude, Dylan, Mr. Rusty and the revolving Magic Roundabout. If Dougal touches any of these characters then a life will be lost, but they will all move away, apart from the Magic Roundabout, if Dougal barks at them. Zebedee has the annoying habit of appearing at random intervals causing a life to be lost.

Although the graphics are not too clear, with much character bleeding when overlapping occurs, the fantasy and theme music overcome this grumble quite easily. A must for all Magic Roundabout lovers.

INSTRUCTIONS	90%
ADDICTABILITY	85%
GRAPHICS	80%
VALUE FOR MONEY	90%
ZXC FACTOR	7

Shoptalk Shoptalk

Odds and ends, letters, and company info

Video computing

The pleasant and smiling face of Chris Serle catches the eye on the cover of this Video cassette and almost guarantees further investigation by the casual browser.

This is a painless introduction to the world of computers, hard though it is for us old hands to believe that there are still people who have never seen or used one. In fact, most of the population are not computerate. So, if you have bought this issue to try and initiate yourself into the mysteries of the machine, or, if you are a teacher looking for a way to introduce the subject to a class, then read on.



In a 78 minute tape, divided into four broad sections, Chris takes you gently and carefully into the world of the computer. This is not a programming course as is the other video on computing marketed by Master Class, but a comprehensive introduction to the whole subject. The four sections give a clear indication of the range and approach to the subject.

1. **THE BASICS** is NOT the programming language of the same name, but a section which covers the essential bits and pieces, hardware, an outline of how it operates, and some of the jargon that has become a part of computer life.

2. **WHY COMPUTERISE?** discusses the need for a computer in your life, and to help you decide if you really want one. Mostly for businessmen this bit, as every home computer owner knows why he wants one doesn't he/she?

3. **HOW TO SELECT** presumes you have decided that you really must get a computer

and goes on to look at the different computers available for different applications, including home, desk top and multi-user. Software is also discussed.

4. **SPECIFIC APPLICATIONS** considers software for the range of different jobs you may wish to use the computer for. Games, Wordprocessing, Graphics, Modelling, Accounts etc.

I liked the essentially factual approach which didn't try to prove that the computer was the solution to your, and the rest of the worlds, problems. In fact very early on he says, "A new phrase has been added to our language: Computer Aided Bankruptcy".

Fresh off the press (or rather, Video recorder) is CTV's latest production, **SELECTING BUSINESS SOFTWARE THE EASY WAY**. More specialised than Easy Microcomputing but again featuring Chris Searle.

Using simple, non-specialised terminology and operating in conjunction with the book of the same name, the programme gives a course for the businessman who is considering investing in computerisation.

A letter from DK'Tronics programmer Don Priestly ("Minder" game)

Dear Sirs,
I've been writing computer games for the last three to four years and it's been an interesting and totally absorbing exercise to be an involved witness to the growing pains of this adolescent industry.

The computer owner in the 'good old days', back in the mists of time two years ago, used to buy practically everything the software houses could churn out. Imagine that! To do that now they'd need a state subsidy and a fifty hour day just to glance at the range on offer. In spite of an industry in the so-called doldrums a seemingly endless succession of titles shower like meteoroids onto the distributors, retailers and

customers who are understandably becoming more confused and fed up. A result of this has been an incentive by some software houses to do whatever they can to ensure that their own particular products get more than a passing glance, hence the link-up with familiar titles.

They are after the guy who is hooked on, or at least fairly habitual listener or viewer of the link-up material. He is also, of course, the proud owner of a Mark VI Spectadore. Browsing one day in his local computer software emporium his roving glance is stopped by the familiar title perhaps accompanied by a picture of some very familiar characters.

'Oh, it's 'The Z-Team. My favourite' or 'Oh The Z-Team. You can't make a computer game out of that. Can you?' There is a chance of a sale here, either because of their admiration for the original material or from sheer curiosity. From a marketing point of view, it seems like a dream come true. Tut Tut, I'm being cynical; an attitude not altogether unjustified, but I do believe that although such link-ups are mainly for marketing purposes, a great majority of software houses, to protect their reputation and future, will try to deliver the goods. The short history of link-ups is that of reasonable success but with at least one spectacular failure.

The software house, with the necessary agreements, delves into a veritable cornucopia of material successfully pushed out by the media and picks out something suitable for conversion. Meanwhile, back at the fort, some poor code junky, who may be bubbling over with brilliant but completely unsaleable ideas, has dropped on him, from a great height, the task of distilling, editing, condensing and forcing the material available into the mean and claustrophobic confines of the average micro. The tables are turned. No longer can he dream up some technical or visual wizardry to perform on his Mark VI and then wrap a game around it, but has to perform a task which is, I would think, pretty

novel for a majority of software writers.

The trouble with a vast proportion of potential link-ups is the very nature of the material itself. At some future date when the technology has given the programmer the freedom he craves, maybe the TV producers will beat a path to the door of the software company for his material. We can but dream!

The core of the problem is that TV, radio, records, films and books are to a great extent means of transmitting fact, fantasy and ideas. Digitally speaking, the amount of data transmitted by one frame of a TV program makes the capacity of the average micro look pretty sick. The micro can only score in its ability to do some very complicated juggling acts with its miserly portion of data and to do it in an interesting and interactive way. The programmer must attempt to extract and crystallise the essentials of his material, and choosing a suitable link-up gets harder as the choicest tit-bits get snapped up. The 'Hobbit' for example, is a highly convenient A to B and back to A adventure; Daley Thompson runs and jumps about and throws things (to put it graphically); and Popeye goes about hitting people (only the nasty people of course!).

Programmes like 'Minder' however, introduce major complications, being originally conceived as 'fragments of the rich tapestry of human life shot through with subtle threads of humour and compassion' (how I love Readers' Digest!). That's laying it on a bit thick but you'll know what I mean. If the computer program doesn't display at least some of this richness and variety; if it can't portray characters with at least some resemblance to the reality which make its source material successful, then it may as well not be written. Programmers are increasingly stirring into their Zap, Adventure, Simulation and Puzzle formats, generous portions of Artificial Intelligence. A number of programs are sold with this A.I. aspect heavily promoted. I'm not sure, incidentally, what A.I. really is. Aren't all computer programs displays of

varying degrees of Artificial Intelligence? What is being forced upon programmers, and the link-ups play a significant part here, is the use of this so called A.I. to make the program seem not so much more intelligent, but friendlier and more human in it's interaction with the user. And indeed, why not? This is, I feel, not merely a passing fad but one which will develop as programmers master the techniques and micros get faster access to larger memories.

What, then, of 'Minder'?
"Ere, Arfur, cop a load o' this."

"Not now, :Tel, can't you see I'm tryin' to do my accounts? And stop tinkerin' with the merchandise; customers don't want goods with dabs on 'em. 'Specially, yours. What is it anyway?"

"Sa new computer game, in-nit?"

"Nothin new in that; I've shifted more o' them than you've had 'ot dinners. Picked up a job lot the other day. Space Invaders. The latest. There's a tidy markup to be made on smoothware."

"Software, Arfur, it's called software."

"All right, all right; your gettin' worse than 'er indoors.'
'Oy, look 'ere, it's me!"

"Wot, on the telly, 'ere let's have a butcher's... My Gawd, so it is! Bit small but definitely you... and there's the Winchester Club and Dave... and Charlie whatisname, you know, 'im who's just got back from a five year 'oliday. What are you doin' now?"

"I'm negotiating wiv this geezer for some colour tellies. I've knocked 'im down to forty sovs but 'e's stickin' like glue."

"Forty, Tel? They must be off the back of a lorry."

"I'll ask 'im."

"And?"

"He's come over all moody 'cos I'm knockin' 'is reputation."

"I can see you need a bit of subtlety 'ere. Move ever, my son, and let an expert loose on 'im."

"Oh, yeah, and what about the accounts?"

"Computers, Tel, computers. We businessmen have to 'ave technology on our side. I'll do the accounts on here later."

"I suppose you'll want to get some practise in before you start on the heavy stuff?"

"A very shrewd observation, Terence. Meanwhile, as you've got your hands free... There's a van load of Christmas trees outside needs unloadin'..."

And a letter from Hilton Computer Services Ltd. with an interesting proposal for software houses.

FREWARE is a new method of distributing software that enables the computer user to test the product before parting with his or her money. The payment is made in the form of a donation in favour of the copyright holder or original distributor — the user decides on how much to donate according to the value he or she places on the product.

This scheme is already in operation in the USA: **HILTON** is the first company in the UK to offer software as **FREWARE**. We hope that other software producers and users will support the concept. We wish to encourage small software producers, like ourselves, who produce serious programs, to join the scheme. A couple of years ago, it was easy (?) to write a program for a particular application and then just go into the software market and sell it. Now, the software industry has started to mature and a software publisher has to spend large sums to promote a product before a single copy is sold.

Small software producers (**SSPI**) can unite under the **FREWARE** scheme and survive. We can support each other by distributing lists of **FREWARE** suppliers with the products we send to users; perhaps have a group advertisement in all major magazines (attention **AD. Manager**).

HILTON has been operating the **FREWARE** scheme for two months and we have received good support and encouragement from users who have requested our **PERSONAL BANKING SYSTEM**. We have already found that we are able to supply this program at a cost much less than previously advertised price, and still keep in business (although someone did only send us 60p!).



We feel that there must be many good or excellent programs (like ours!) which are otherwise not available or not sufficiently promoted. We want to readdress the balance. If any computer users or small software producers are interested in the scheme, we shall be more than pleased to hear from them.
JACK GIBBONS

Managing Director
Hilton Computer Services Ltd
14 Avalon Road,
Orpington, Kent BR6 9AX

NOTE: The **PERSONAL BANKING SYSTEM** is available for **ZX81 (16K)**, **SPECTRUM (48K)**, **DRAGON 32/64**, **BBC (32K)**, 50p is required for post and packing.

Sinclair News

After the **Spectrum+** we wait with baited breath for the next major onslaught from **Sinclair Research**. Rumours abound about a cut down **QL** version, or a linked flat screen TV and portable computer, but no doubt, as usual, the product will have some surprises and some eccentricities.

With **Sinclair** always a leader in the price war I am surprised that, as yet, no reduction has been made to counter the drop in prices of other machines. **Sinclair** say that taking into account the value of the software pack (£50+) this makes the **Spectrum+** competitive, however dropping the price by £50 on both the **Spectrum** and **Spectrum+** instead would really get them back into the lead. As usual, in the time which passes between the writing and the publishing of comments such as these, something on these lines may have happened!

OUT WITH THE OLD... (Hold the front page!)

At the end of January (after the above piece had already been written), **Sinclair Research** announced that they would cease production of the original **Spectrum 48K**, whilst simultaneously cutting the price of the new model **Spectrum+** from £179.95 to £129.95 (including VAT). So, the **Spectrum+** has now in effect replaced the original **Spectrum**.

Possibly referring to the price cutting measures of **Atari**, **Sir Clive Sinclair** remarked — "The home computer market is currently entering a very vigorous phase and we anticipate strong competition from **US** manufacturers in particular."

While stocks of the original **Spectrum** last, **Sinclair** will no longer be recommending a retail price for it, so this may well lead to a bout of discounting in shops. The introductory software **Six-Pack** which was previously included in the £179.95 price tag of the **Spectrum+**, will no longer be available free, but can be bought for the price of £14.95 if purchased at the same time as the computer. The **Six-Pack**, including **Tasword II**, **Tiny Touch 'n Go**, **Return of The Jedi**, **Deathstar Battle**, **Scrabble**, **Chess** and **VU-3D**, are worth £66.70.

Owners of the original **Spectrum** now have the option of sending their computers to be upgraded with a **Plus** keyboard by **Sinclair Research** (cost £30), or to purchase an upgrade kit and do it themselves (cost £20). These kits (available only from **Sinclair**) can be obtained from:
Sinclair Research Ltd
Stanhope Rd
Camberley
Surrey GU15 3PS

Meanwhile

Software seems to be getting more attention from **Sinclair**, with three new names appearing on the **Sinclair** payroll, all involved with this side of the market.

Mike Leadbetter has joined as business software editor and is primarily concerned with **QL** business software. **Chris Clifton** is the educational software editor for all machines and also has responsibility for language developments such as **LOGO** and **PROLOG**, and finally, **Andrew Cummins** is the "software engineer" who will be supporting software houses developing software for **Sinclair**, primarily **QL**, though **Spectrum** software is also encompassed.



Education cuts?

The five Learn To Read programs are now available at £7.95 instead of £9.75 or, as a bundled "Foundation Pack" of all five for only £19.95. The Blackboard Software range consisting of Early Punctuation, Speech Marks, the Apostrophe, Capital Letter, Alphabet Games and Castle Spellerous have all been reduced from £7.95 to £4.95.

Finally, the four Science Horizon titles, Cargo, Glider, Survival and Magnets all drop to £7.95 from £9.95. All of these were very favourably reviewed by Mike Edmunds and would now seem to represent excellent value for money, perhaps Sir K. Joseph should take note!!!

... AND INTRODUCING

Fifteen, yes folks count 'em, FIFTEEN new educational titles for any Spectrum. Enough to make teachers drool and wish they'd never got that Beeb! Two good "sneaky teaching" programs (programs which look like a game but have an educational content) are Estimator Racer and Number Painter, these are both math skills based and aim to "sharpen the user's mental ability". Anything which takes the tears out of learning seems like a good thing. These are £4.95 each.

Thirteen programs are published in conjunction with the Macmillan Publishing Group,

all for the 48K, and all at £7.95. These consist of four further Science Horizons simulation programs written by Five Way Software and are Oil Strike, Weathermaster, Planet Patrol, and Disease Dodgers'. Five further "Learn to Read" programs by Fisher Marriot Software, Alphabetter, Soundabout, Bodyswap, Spellbox and Wordsetter. And finally, four in a new range featuring MacMan - "a canny Scot who takes children on fun packed maths adventures." These were written by Intelligent Software. We'll get our tame teacher to review them as soon as possible!

Not only

Spectrum programs but also one of the first non-business QL programs to emerge is their QL Chess. I saw this one at a recent Microfair and had to be dragged away from the stand by my wife as I was trying to purchase a QL merely for this program! The outstanding feature is the 3D display and smooth movement, I can't comment on how it plays or any problems it may have as my wife succeeded in preventing me from spending our holiday money on the aforesaid QL. QL chess costs £19.95.




In Brief

- You may have seen the large adverts for the Brainpower range of software in many computer mags. Now, Collins have bought the rights to this series of programs which their press release claims has received "enthusiastic review" in the computer press. Well, they have not yet seen fit to send us any, so we cannot be enthusiastic, but if they do I'll give them to our reviewer for his assessment.
- British Telecom is providing an information service for prospective computer owners, phone Bradford 722622 to hear a three minute precis of the computer industry.
- Saga Systems, makers of the Emperor Keyboard, claim their case is much better than the Spectrum + and the cost is much the same for a normal Spectrum and their unit. I must agree that the Saga is better for typing, but personally find the Spectrum + better for programming. As to looks, each person has their own preferences.
- Mike Cook of "The Micro User" discovered, as I so often do, that some readers take everything literally. A comment that a certain BBC error code meant that the machine was about to explode caused quite a spate of panicking owners to return their machines. Acorn were not amused. Now, ZX owners wouldn't be taken in so easily would they?
- For "Mature Adults" who live in Gwent there is an opportunity to expand your knowledge of computing at your own pace. A series of courses and open days are available from the Practical Training Unit. Contact Lyn Delmann, Newport (0633) 51525, Ex 59.

SCREEN MACHINE

Continuing his interest in Computer Aided Design, Colin Christmas looks at another software package



An example of the capabilities of Paint Box/Screen Machine

It has been said that where the Spectrum is concerned, certain people have one track minds. And yes, I have to confess that there are times when my one track mind starts and ends with anything that has to do with the Graphics potential of my Spectrum. So we're all different. But I know I'm not alone. For me, it is one area where my micro becomes a tool and a creative instrument. It enables me to use my imagination both in playing and in creating. Maybe it's the Artist in me, probably it's the child inside all of us.

If you share that fascination and have not yet used Screen Machine from Print 'N' Plotter Products, but have already used something like Paintbox, then I have to recommend it. But beware. Prepare to have your mind stopped in its tracks. Or failing that, at least to have your breath taken away. It is one of the best, most powerful and most useful Utilities I have ever seen for the 48K Spectrum. To be honest, it is not for the beginner 'Dedicated Programmer' would be more appropriate. To such a person, who has already used other graphics programming hardware or software, to produce their own work as it were, Screen Machine offers a real opportunity to achieve professional and really impressive results.

It enables such programmers to save time and memory space by having access to instant machine code routines. It is my intention here to give some brief idea of just what that entails. As

always, after that it's up to you.

From the very first moment that you set eyes on the package, even if you had not read the adverts, it would be obvious that Screen Machine and Paintbox came from the same stable. And, if you have used Paintbox, then quite simply, Screen Machine is the next step. They go together like — like Torvill and Dean.

For your money you get an instruction book with a cassette. Side Two of the tape is a Demonstration Program and I can recommend starting here. This is a Utility where the Demonstration is useful in the sense that it is more like a 'work out' for the potential user. Except that just for now you are spared actually having to do anything yourself. What you get a chance to see is the Real Thing' and by BREAKing into the program and studying the listing you can see what is being done. What you see first in the Demo Program is a Textscreen. The first Capital letter of the text is 'Illuminated', as they say in some circles. 'All pretty and flowery' as they say in wider circles. This is achieved with small line illustrations and I'm not ashamed to admit that I had to BREAK then and there. The text itself refers to the facilities offered by Screen Machine.

The illustration of the plane in the advert and on the cover of the package comes next. PAINTBOX was used originally for the painting of the plane. Then using the second program on Side One, Screen Machine

Two, the drawing was 'Blended' with a program generated mathematical figure and then loaded back into Paintbox for retouching. A drawing of a Zebra is used to stunning effect as an example of the first program, Screen Machine One, and its most easily used function. Namely, that of Compressing Screen Graphics. In this case, if it had been saved as a normal SCREEN\$ then 6912 bytes would have been used. Screen Machine One automatically stores this as Machine Code in only 2475 bytes.

The final part of the Demo Program is the most impressive. — three horses galloping. A fascinating example of screen animation, and tantalising details of how it was done are given, as with the other two examples, in the notes covering the Demo Program in the Instruction Book. Needless to say, Paintbox was used in the early stages of the work for this one too. The Instruction Book incidentally, is necessarily more technical and therefore more complicated than might at first be expected. This applies primarily to the first and last of the programs on side one of the cassette. To get the most out of these and their relevant sections in the instruction book, a good working knowledge of both BASIC and the Manual for the Spectrum is a necessary qualification. Unfortunately, there are a few spelling mistakes in the book and these can be annoying. As well as comprehensively covering all aspects of the

programs and utilities, even the demo, offered in SCREEN MACHINE, the Instruction Book also has a short appendix with details to enable you to have the bottom two lines of the screen in any colour. And a section with details and instructions for adapting SCREEN MACHINE to Microdrive.

After LOADING, on Side One of the tape, a title page and Index appear giving the option of three separate programs: Screen Machine One — The screen Graphics Compressor also enabling the creation of Multiple Screen Files and Flip Screen Animation. Screen Machine Two — The Screen Graphics Processor enabling the manipulation of previously drawn SCREEN\$ Files. The Menu of Five Options includes LOADING SCREEN\$ Files from tape into two permanent Memories, and saving SCREEN\$ to tape. Option three, called Drawing Board, is the most exciting and easy to use of all the facilities offered in this package. Stored SCREEN\$ can be called for viewing; current SCREEN\$ can be stored in memory; a SCREEN\$ from one of the two memory files can be superimposed over the screen being worked on; chosen portions of the screen can be enlarged or reduced in stages by a factor of two each stage; mirror images made; INK, PAPER and BRIGHT combinations can be changed; alternate third screen sections can be inverted; and Scrolling, using Cursor Keys.

Finally there is String Machine — the Compiler. All text, graphic characters and UDGs, along with their attributes, can be compiled into machine code blocks, and recalled to the screen by one RANDOMISE USR command. Again, the four options offered in the Menu are well covered in the Instruction Book.

There are no two ways about it. If by this stage you are still with me, then you are going to have to find out more for yourself, and I can only think of one way of doing that. I can recommend it.

(Since this article was written, Print 'n Plotter have told us that Paintbox has been redesigned, with more than 20 new features, and renamed Paint Plus. This is priced £9.95, and Screen Machine at £8.25, and both packages are available from Print 'n Plotter Products, 19 Borough High St, London SE1 — Ed.)

The ZX81 soft selection

Nick Pearce casts his eye over some new releases.

Tiny LOGO Computer Magic

Tiny LOGO is an implementation for the ZX81 of the popular Massachusetts Institute of Technology programming language called LOGO, adaptations of which are now available for many personal computers. The principles of LOGO were described by Tim Hartnell back in the April/May issue of *ZX Computing* and a LOGO translation program for the Spectrum, "Slogo", by David Nowotnik was presented in the following three issues. Briefly, LOGO was designed to provide an introduction to computer programming with particular emphasis on simplicity and the development of logical thinking. The most familiar aspect of LOGO is "turtle graphics", whereby a "turtle" on the screen moves according to the programmer's commands. As it travels, it leaves behind a trail, and in this way pictures can be created by telling the turtle where to go.

The turtle in Tiny LOGO is a pixel. This caused me some difficulty, since there is no indication on screen of the direction the turtle is facing. The trail left by the turtle is also in pixels, so picture resolution is limited to the ZX81's 63 x 43 screen pixels. Another problem is that the program runs rather slowly, there is a pause during which the screen is blank in between executing each command, and I think the slowness would be frustrating were the program to be used for extended periods. The program is written entirely in BASIC, ideally a LOGO translation program should be written in machine code to give a faster operating speed.

In other respects the program is very good with a comprehensive set of turtle graphics commands as well as more advanced procedures (the language works by defining sequences of steps called procedures which are then called and executed). There is an editing facility so that pro-

cedures can be easily modified or corrected. These are kept in an area called the "workspace", which can contain up to fifteen procedures. Procedures, as well as screen displays, can be saved on cassette.

There is no shorthand in Tiny LOGO, all commands have to be typed in full, which can be somewhat time consuming. The cassette comes complete with a well-written instruction booklet which explains the language by means of short example programs and contains two useful appendices — a command summary table and an explanation of the program's error reports.

LOGO has been described as the language of the '80s. It is beginning to be used in school classrooms, and whilst Tiny LOGO on the ZX81 has some shortcomings, it would nevertheless be a worthwhile investment for children with access to a 16K ZX81 just starting their computer education.

Tiny LOGO by Computer Magic is published by International Publishing and Software Inc. 3948 Chesswood Drive, Downview, Ontario, Canada. M3J 2W6.

Home Heating Calculations Harlequin Computing

This program calculates the savings in heating costs for roof and cavity wall insulation, double glazing and draught-proofing. It is designed to enable the home owner to decide whether insulation is an economic proposition for his particular property, and the type of insulation he would do best to install. The program is easy to use. Once LOADED, the user is faced with a menu of five options. These enable the user to calculate: the total annual heating cost for a property; the average annual savings possible with roof or wall insulation, double glazing or draught-proofing;



the cost of installing the insulation; payback period in years; and the percentage return on the investment. For each option, the user is prompted to enter roof, wall and window areas and "u"-values, and other pertinent information. Typical values are given for terraced, detached and semi-detached houses, but the user is recommended to use actual values from measurements where possible. When all the required data have been entered the answer for the selected option is calculated and displayed on screen. A simplified graph may also be drawn.

The package includes a comprehensive instruction manual which contains a considerable amount of useful information on home insulation. I have just two criticisms. The same data has to be keyed in for different menu options, so it would make the program quicker to use if the data tables were transferable between options; and the program may not be readily usable with "unusual" properties (for example a house already part double glazed, or, as in my cottage, where the upper story is of different construction to the ground). Nevertheless, **Home Heating Calculations** is an excellent package and would be a worthwhile investment for a home owner considering insulating his property.

Harlequin Computing are at 18

Heywood Road, Great Sutton, South Wirral.

EURO AIRWAYS and STOCKMARKET
G. Barker

Euro Airways and Stockmarket are both games of strategy for the 16K ZX81.

The aim of Euro Airways is to either earn £1 million or own 10 aircraft within three years of

becoming chairman of the company, and before going bust, being sacked, or forced to resign. You start with assets of £50,000, no aircraft but with a rented hanger at Heathrow and a new licence. To turn £50,000 into £1 million in three years is a tall order. Indeed, it is difficult to make any profit at all, so high are the various operating costs of Euro Airways and considering the inevitable disasters that befall the airline each season.

The game progresses through each season of the three years, and for each session goes through various phases. Firstly you must decide how many aircraft to charter (up to ten), and crew levels and pay. Low crew levels can lead to flight cancellations, and low pay to strikes, so careful thought is required in setting these parameters. You must then decide to which of 25 major cities your aircraft will fly. Certain information is provided to help in making a good choice, such as fuel costs for each flight, and the average ticket price on other airlines. The next step is to decide on ticket prices, and take out an insurance policy. From then on, you're in the hands of chance and the results of the business decisions you make. Hazards are numerous, I suffered two crashes in my first two seasons, and aircraft may be sabotaged, hijacked, flights

cancelled by bad weather, and so on. There are occasional opportunities to purchase aircraft from other airlines, and take-over bids. The season closes with a full report of your financial position, and at this point a SAVE game facility may be chosen.

Euro Airways is a reasonable simulation. Keying-in crew numbers, wages, destinations and ticket prices for each flight can become a little tedious, but on the whole the game is enjoyable.

Stockmarket is similar in concept — you run a small investment firm on the Stock Exchange with the objective of turning £ ½ million capital into £10 million. Each week as you trade in stocks and shares you receive various telex messages, usually announcing that a company is in difficulty or spreading rumours of an impending disaster, and occasionally a news flash. The aim is to make a fortune by selling shares at a higher price than you paid for them, so you need to keep a careful eye on form as indicated by the telex messages and price movements. That £10 million is pretty elusive as any profit you do manage to make is quickly reduced by weekly expenses of rent, rates, telex facilities and staff salaries.



Both Euro Airways and Stockmarket are easy to play. They are mainly textual games although Stockmarket does contain a full screen map display during news flashes. These cassettes are enjoyable to play, with plenty of interest and good value for money.

Euro Airways and Stockmarket cost £2.80 each and are available from Gavin Barker, 12 Fleming Field, Shotton Colliery, County Durham.

Snake Kink Innelec No Man's Land

No Man's Land is a French software house which has produced a number of micro programs, specialising mainly in software for the Oric. Snake Kink is their first game for the ZX81.

The object of the game is to steer a snake around an orchard eating apples as you go. The apples appear singly, at random, but if you exceed the time limit for eating apples three extra ones appear. As usual, there are complications, each apple eaten by the snake makes it grow longer, and as you dash around the orchard it is only a matter of time before the snake hits its own tail, or the boundary of the



orchard, which means instant death. You have three snakes per game, each apple is worth ten points, and a hi-score facility is included. Once you get ten apples, a door opens and you pass on to a more difficult level.

The game performed well, perhaps a little lacking in interest but nevertheless good fun to play.

Snake Kink is available in the UK by mail order from High Tech Distribution Ltd, Units 1 and 2, Conlon Developments, Watery Lane, Darwen, Lancs.

Star Defence JRS Software

Star Defence is a fast moving, arcade type game. As usual, JRS have used their excellent fast-load feature and this game for the 16K ZX81 only takes about a minute to set up.

The object of this game is to defend your ship and planet

from marauding aliens. The screen display is good, showing the planet beneath you, your ship — which can move up or down, the aliens and a radar display. This shows the current score, the number and location of the aliens, the number of lives (ships) and "smart" bombs remaining, and the number of bombs dropped by the aliens.

You attempt to blast the aliens with your laser cannon and smart bombs as they swoop around the galaxy, and before they destroy you or the planet's force-field by delivering 20 bombs. You have three lives, and there is a one or two player option. Action is smooth and fast, and the graphics are effective, the shower of debris if you are shot down or crash is particularly good. If you manage to destroy 20 aliens a harder wave appears, each alien is worth ten points. A very good arcade action game.


JRS Software Ltd. are at 19 Wayside Avenue, Worthing, West Sussex BN13 3JU.

BOX FILE and SLOT MACHINE Finsbury

Black marks for Finsbury for these two cassettes. Box File was so badly recorded it would not LOAD, and Slot Machine (a simulated fruit machine game) contained programming errors which prevented it performing correctly. New versions of both cassettes were obtained but I was concerned to find that the problems remained. In the early days ZX81 LOADING difficulties were all too common, but badly recorded software available commercially cannot be excused. I cannot remember getting a cassette which refused to LOAD for a long time. Slot Machine appears to work satisfactorily when first played; however it soon becomes evident that there are inconsistencies, for example, there is no payout for certain winning combinations. Back to the drawing board with these two, I'm afraid, Finsbury.

HEXTOOL

All the way from Norway comes this version of a standard utility, but with some very useful extra features. Bob Brown explains



I've seen many HEX to DEC and visa versa conversions but so far no math in HEX. As I'm beginning to work in machine code, I decided I needed something like that, so I made up this prog.

I've found that is already come in very handy for me, especially in attempting to read published machine code listings. It helps me to understand what is happening to be able to go back and forth between HEX numbers and DEC numbers easily.

I use common HEX to DEC, DEC to HEX algorithms and built on them.

I started out with five separate progs, then decided to make them into one listing. The listing is very compartmentalised and will easily lend itself to being broken back down into the five original separate progs.

It is all MENU controlled. (I like that expression, "menu controlled" . . . aren't almost all of us . . . a nice salad, a slab of

roast beef, mashed potatoes . . . enough of that for a man on a diet!) The prog is also Aborted from the MENU and one is given a second chance before th final Abort. I've put in an option to hard copy the MENU, but I don't think it would be used much, as one always can return to MENU after each operation.

But, if one finds he needs to save memory, a hard copy of MENU can be made. Then change MENU control number 1 thru 5 to letter variables and use only the letters in MENU display. The following changes will also save memory spaces.

Change line 8820 to "M returns MENU" and delete lines 8830 thru 8870: change line 9630 to read "M returns Menu" and delete lines 9640/50: delete all REMs. Delete the complete SAVE, VERIFY routine and enter manually when needed. Those changes should save a bit of memory spaces, but at present, I like it the way it is.

Chummy

I've made the prog very friendly, I believe. If the cues are followed it will work fine. But I must caution, the cues must be followed.

I used the results of M\$ both as a control for the MENU and as a flag for the various operations in the conversion sections.

As mentioned earlier, there is an automatic SAVE-VERIFY-RUN routine. Once it is loaded with 'hextool' it will RUN itself.

In Line 9110, type in. "12, spaces, EXTENDED MODES, CAPS SHIFT 4, MENU, EX-

TENDED MODE, CAPS SHIFT 0," (Not the commas.) In line 9930 go to EXTENDED/CAPS2 just before "don't" and EXTENDED/CAPS 0 just after forget.

In the math mode, the ADD and SUB routines will probably be used the most, especially in jump routines. In such a listing as:

```
7E9A 18A3 JR -5Dh
```

One would first find DEC equiv. of -A3 equal to -93 (M-2 Mode) then the HEX equiv. of 93 equal to 5 Dh and prefix a-

Of course an assembler program would probably do all that automatically, but I personally like to know exactly what is happening so eventually I'll have a solid understanding of the intricacies of a process.

I'm glad I worked with it for a while, as a wee bug insidiously crept into the works between the lines and was merrily laying its eggs. But the problem wasn't what I had originally believed it to be. I had merged the hextool with a hexload prog which contained a "DIM A\$(2)" line.

When I tried to load a number into line 9350, which has the

Routines Breakdown

8610-8620	Set variables and lock caps.
8710-8830	DEC to HEX conversion.
8910-9040	HEX to DEC conversion.
9110-9250	MENU and its controls "M".
9310-9530	
-9620	Set up for - HEX to - DEC "2".
9520-9620	Set up for HEX to DEC "3".
9710-9750	Set up for DEC to HEX "4".
9810-9850	Set up for - DEC to - HEX "5".
9900-9970	End module "Z".

Assigned Strings

A\$	First HEX number for math.
B\$	Second number for math.
G\$	Decimal number for DEC to HEX in string form.
H\$	HEX number for HEX to DEC.
J\$	Assigned HEX numbers and letters.
M\$	Menu control and flags.
S\$	String version of DEC in Math routine.
U\$	- sign.
V\$	Holds H\$ for future use.

Variables

1 thru 5	Work areas from Menu.
C	Code of H\$.
D	Work number, DEC to HEX.
E	First DEC number, DEC to HEX.
F	Second DEC number, DEC to HEX.
G	Decimal results, math.
H	Work number, DEC to HEX.
L	Work number, DEC to HEX.
M	MENU.
P	Control number, HEX to DEC.
R	Work number, DEC to HEX.
T	Decimal number, HEX to DEC.
Z	Abort.

variable string A\$, the last two digits of the number were truncated. It appears that I had set up a "conflict of interest" between the two programs. One must watch when merging one prog with another to a certain that there are no conflicts between assigned variables. I've never seen that detail listed in anything I've read, so I thought I'd mention it. In hindsight it is obvious, but if one doesn't think

of it beforehand, some weird results can emerge.

I like the "PRINT #1" routine to put cues into the edit lines, and have used these in the prog.

I get more fun out of trying to program than playing games, so this type of thing suits me. I hope the prog will be of use to a lot of novice programmers such as myself.

That's all, happy programming!

```

8601 REM hextool
8603 REM Hex math, DEC ( ) HEX
8607 REM *Set variables & lock c
aps
8610 PAPER 7: INK 0: CLS : POKE
23658,0
8620 LET M=9110
8630 GO TO M
8701 REM *dec to hex
8710 LET V=G
8720 LET U$=" "
8730 LET S$=STR$ G: IF S$(1)=U$
THEN LET G=65535+G
8740 IF G\65535 OR G/0 THEN PRI
NT "Try again. Out of range.": I
F M$="1" THEN GO TO 9310: IF M$
="2" THEN GO TO 9510: IF M$="4"
THEN GO TO 9710: IF M$="5" THE
N GO TO 9810
8750 LET J$="0123456789ABCDEF"
8760 LET D=INT (G/4096): LET R=G
-4096*D: LET E=INT (R/256): LET
R=R-256*E: LET H=INT (R/16): LET
L=R-16*H
8770 LET G=V
8780 IF M$="1" OR M$="4" THEN P
RINT "DEC ";G;" = ";: GO TO 8810
8790 IF M$="5" THEN PRINT "DEC
";VAL G$;" = HEX ";J$(D+1 TO D+1
);J$(E+1 TO E+1): GO TO 8820
8800 PRINT A$+W$+B$;" HEX = ";
8810 PRINT I$(D+1 TO D+1);J$(E+1
TO E+1);J$(H+1 TO H+1);I$(L+1 T
O L+1);" HEX"
8820 PRINT #1;AT 0,0;"Need routi
ne again? MENU numberAny other
key to return to MENU": PAUSE 0
8830 PRINT : IF INKEY$="1" THEN
LET M$="1": GO TO 9310
8840 PRINT : IF INKEY$="2" THEN
LET M$="2": GO TO 9510
8850 PRINT : IF INKEY$="3" THEN
LET M$="3": GO TO 9520
8860 PRINT : IF INKEY$="4" THEN
LET M$="4": GO TO 9710
8870 PRINT : IF INKEY$="5" THEN
LET M$="5": GO TO 9810
8880 CLS : GO TO M

```

```

8901 REM *hex to dec
8910 LET H$=A$: GO TO 8940
8920 LET H$=B$
8930 IF A$=B$ THEN LET F=E: RET
URN
8940 FOR P=LEN (H$)-1 TO 0 STEP
-1
8950 LET C=CODE (H$(D TO D)): LE
T D=D+1: IF C\=48 AND C/=57 THEN
LET C=C-48: GO TO 9000
8960 IF C\=65 AND C/=70 THEN LE
T C=C-55: GO TO 9000
8970 IF M$="1" THEN PRINT "Try
again, out of range.": PAUSE 50:
CLS : GO TO 9310
8980 IF M$="2" THEN PRINT "Try
again, out of range.": PAUSE 50:
CLS : GO TO 9510
8990 IF M$="3" THEN PRINT "Try
again, out of range.": PAUSE 50:
CLS : GO TO 9520
9000 LET T=T+C*16^P
9010 NEXT P
9020 IF M$="2" OR M$="3" THEN R
ETURN
9030 IF H$=A$ THEN LET E=T: RET
URN
9040 IF H$=B$ THEN LET F=T: RET
URN
9101 REM *MENU & its controls
9110 PRINT " MENU"
9120 PRINT "'1 Add, sub, mult &
div positive HEX integers. I
n case of"" addition or multip
lication"" results up to +";CH
R$ 8; OVER 1;"_"; OVER 0;"65535
usable."" In division, if a de
cimal is"" in the answer, it w
ill round"" out the same as th
e INT"" Command. Format HEX (
)0000"
9130 PRINT "'2 HEX FF-80 (-00XX)
to DEC""'3 HEX to DEC""'4 DE
C to HEX""'5 -DEC to HEX FF-80
for""M to return to MENU: Z t
o Abort"
9140 PRINT #1;AT 0,0;"Do you wan
t hard copy of menu? (Y/N)": PA
USE 0: IF INKEY$="Y" THEN COPY
9150 PRINT #1;AT 0,0;"Please ent
er choice of menu now ": PA
USE 0: LET M$=INKEY$: CLS
9160 IF M$="1" OR M$="2" OR M$="
3" OR M$="4" OR M$="5" OR M$="M"
OR M$="Z" THEN GO TO 9180
9170 GO TO 9110
9180 IF M$="1" THEN GO TO 9310
9190 IF M$="2" THEN GO TO 9510
9200 IF M$="3" THEN GO TO 9520

```


SPECTRUM UTILITY

```

9210 IF M$="4" THEN GO TO 9710
9220 IF M$="5" THEN GO TO 9810
9230 IF M$="M" THEN GO TO M
9240 IF M$="2" THEN GO TO 9250
9250 GO TO 9900
9201 REM *Set up for MENU select
1
9210 PRINT "HEX math to +";CHR$
8; OVER 1;"_"; OVER 0;"65535. R
emember sometimes need to add
1 to answer. i.e.: 581Fh-58
00h=31d; but 32";CHR$ 8;CHR$ 8;
OVER 1;"__"; OVER 0;" spaces in
a line": PRINT
9320 INPUT "Enter +, -, * or / "
;W$: IF W$="+" OR W$="-" OR W$="
*" OR W$="/" OR W$="M" THEN GO
TO 9340
9330 GO TO 9320
9340 IF W$="M" THEN GO TO M
9350 LET D=1: LET T=0: INPUT "En
ter first HEX number ";A$: IF A$
="M" THEN CLS : GO TO M
9360 GO SUB 8910
9370 INPUT "Enter second HEX num
ber ";B$: LET T=0: LET D=1: IF B
$="M" THEN CLS : GO TO M
9380 GO SUB 8920
9390 IF W$="*" THEN LET G=E*F
9400 IF W$="/" AND F=0 THEN PRI
NT "Divisor = 0. No good!": GO
TO 9320
9410 IF W$="/" THEN LET G=E/F
9420 IF W$="+" THEN LET G=E+F
9430 IF W$="-" THEN LET G=E-F
9440 PRINT A$+W$+B$;" HEX = ";G;
" DEC"
9450 GO TO 8710
9501 REM *Set up for MENU select
, 2
9510 PRINT "HEX FF-80 to -DEC U
se -00XX format ONLY!": GO TO
9540
9511 REM *Set up for MENU select
3
9520 PRINT "HEX to DEC 0000-FFFF
ONLY!"
9530 INPUT "Enter HEX, ((-)XXXX)
format. M returns MENU ";H$
9540 LET T=0: LET D=1: IF M$="2"
THEN INPUT "Enter HEX -00XX fo
mat ONLY. M returns Menu ";H$
9550 IF H$="M" THEN CLS : GO TO
M
9560 LET V$=H$
9570 LET U$="--"
9580 IF H$(1)=U$ THEN LET H$=H$
(2 TO LEN H$)
9590 GO SUB 8940

```

```

9600 IF V$(1)=U$ THEN LET H$=U$
+H$: LET T=T-65536
9610 IF M$="2" THEN LET T=T+652
80
9620 PRINT "HEX ";H$;" = ";T;" D
EC"
9630 PRINT #1;AT 0,0;"Need routi
ne again? Pick 2/3, Any other
key to return to MENU": PAUSE 0
9640 PRINT : IF INKEY$="2" THEN
LET M$="2": GO TO 9510
9650 PRINT : IF INKEY$="3" THEN
LET M$="3": GO TO 9520
9660 CLS : GO TO M
9701 REM *Set up for MENU select
4
9710 PRINT "DEC to HEX 0-65535 O
NLY!"
9720 INPUT "DEC in. M returns M
ENU ";G$: IF G$="M" THEN CLS :
GO TO M
9730 IF VAL G$(< 65535 OR VAL G$>
65535 THEN PRINT "Try again, ou
t of range.": PAUSE 50: CLS : GO
TO 9710
9740 LET G=VAL G$
9750 GO TO 8710
9801 REM *Set up for MENU select
5
9810 PRINT "-DEC to HEX FF-80 ON
LY!"
9820 INPUT "Enter DEC -1 to -128
. M returnsMENU ";G$: IF G$="M"
THEN CLS : GO TO M
9830 LET G=VAL G$
9840 LET G=G*255
9850 GO TO 8710
9900 CLS : PRINT "Do you want to
go again? (Y/N)": PAUSE 0: IF I
NKEY$="Y" THEN GO TO 8610
9910 CLS : PRINT "Fine, now do y
ou want to SAVE? (Y/N)": PAUSE
0: IF INKEY$="Y" THEN GO TO 993
0
9920 CLS : PRINT "OK, thanks & b
ye!": STOP
9930 CLS : PRINT "Set up tape an
d don't forget to remove earplug
. Any key when ready": PAUSE
0
9940 CLS : SAVE "hextool" LINE 8
601
9950 PRINT "Rewind tape & replac
e earplug for VERIFY. Any key w
hen ready.": PAUSE 0
9960 CLS : VERIFY "hextool"
9970 PRINT "All right-it's SAVE'
d & VERIFY'd Thanks & bye!": STO
P

```


SHARP'S INVADES ENGLAND!

WAR in the EAST £9.95

The simplest of the four but our best seller. As commander of the German forces you must launch a surprise invasion of Russia, capture and hold Moscow before the weather and the Red Army overwhelms you. Effects of terrain, weather and fuel supply. Eleven types of divisions and brigades. 1½ hr. playing time. Also for 16K-ZX81.

FALL of the THIRD REICH £9.95

As the German player your devastated army must hold off the Allies and Russians on two different fronts, and hold Berlin as long as possible. Effects of rivers, forts, and mountains. Multiple attacks are used on both sides. A real nightmare for the player. 1 hour playing time.

ARDENNES £9.95

In a desperate attempt you have to break through the Allied lines, inflict heavy losses and capture as many towns as possible to prevent "Fall of the Third Reich". Scrolling map—brigade and regiment size. 2 hours playing time.

BRITAIN INVADED! £9.95

The most advanced of the four games. The player must defend England in this hypothetical invasion during WW II. Effects of rail lines, weather, terrain & ports. Scrolling map, multiple attacks. Every German invasion is totally different. All this, and more makes this game a must! 1½ hr. playing time.

Each game has a hi-res. map in color with sound. These are true military recreations of what happened. The ending depends on you. These are not arcade or adventure games! No fast reflexes required. Not recommended for young children.

Spectrum 48K

No postage or handling required. All orders dispatched in 48 hrs. via air mail. Guaranteed satisfaction. Thousands sold in U.S.A. Order by check/P. O./Visa.

Now available to you only by:

SHARP'S

Rt. 10 Box 459

Mechanicsville, VA 23111

U.S.A.

Tel: (804) 730-9697

SINCLAIR CLINIC

COMPLETE REPAIR SERVICE

For advice and help ring or visit us at our Microcomputer centre. Contact: **JOHN WOOD**

- | | | | |
|----------------------|------------------------------------|--------------------|------------------------|
| ★ HARDWARE | Spectrum 48K | ★ MONITORS | Microvitec to Spectrum |
| ★ SOFTWARE | Prob. the largest selec. in Lancs. | ★ BOOKS | 100 Titles |
| ★ UPGRADES | Memory issue 2 and 3 | ★ JOYSTICKS | Kempston - Sureshot |
| ★ KEYBOARDS | DKtronics fitted from £35.00 | ★ MODEMS | Prism VTX5000 |
| ★ MICRODRIVES | + Interface II | ★ PRINTERS | Alphacom |
| ★ BLANK TAPE | C10 - C15 - C20 | ★ RD | Digital Tracer |

JUST A PHONE CALL AWAY

For sales, service and repairs. All postal charges at cost.

P. V. TUBES

Dept ZX, 104 Abbey Street,
Accrington, Lancs BB5 1EE.
Telex: 635562 Griffin for PV




Telephone:
(0254) 36521
(0254) 32611

ACORN — BBC — SANYO — COMMODORE — Authorised Dealers

MANHUNT

Roman Laskowski survives in Catford,
can YOU survive the Manhunt?



Program description

Manhunt — the Time-honoured Manhunt of Legend and Fable. Fiend chases Man. Fiend is Large, Ferocious, Swift, Deadly, and Hungry. Man, alas, is not.

You are that man (or, if your Birth was Different, that woman). Unarmed, and not as quick as the Fiend, you must rely on your cunning to escape the Fiend and survive. This assumes, of course, that your Birth bestowed any cunning upon you.

The field of the Manhunt is to be a grid fifteen by fifteen, with grid positions marked by the numbers One to Five. The numbers say how far you may move each go. To make a move,

you use a combination of letters and numbers: Letters for directions (L — Left, R — Right, U — Up, and D — Down), and numbers for spaces moved. Upward four spaces, for example, is input as U4; upward two spaces and right one space is input as U2R1 or, alternatively, as R1U2.

The Fiend moves after you. It closes in on you, hiding the square it is standing on. Thus, you do not always know whether it will reach you the next go. Your moves score points depending on the squares you are on: 500 for landing on a 1, 400 for a 2, 300 for a 3, 100 for a 4, and, somewhat meanly, —50 for a 5. If three successive moves of yours form a sequence

(such as 345 or 432) you earn a bonus 200 points. A further bonus, of 2,000 points, is obtained for making the Fiend disappear. To do this you have to visit the numbers One to Five, three times each. This is your Aim, and your progress towards it is indicated in the top left of the screen.

Needless to say, no bonus points are scored if the Fiend catches you. Instead, you get eaten, and lose 700 points.

Dodging the Fiend is no easy matter, so a hint is given to the uninitiated Runner: Keep moving. Gain ground on the Fiend by fleeing from it along either a vertical or horizontal line, making sure that the Fiend's moves take it to low-value squares while

your own moves land you on high-value squares. Try also not to get trapped in the corners or to leave yourself too many low-value targets to aim for.

The world-record score can be altered at line 1000 to record your best runs. The actual world record to aim for is currently 6,850. Incidentally, the Fiend can be any creature of your choice. The game provides six fearsome options: Orc, Troll, Jabberwock, frumious Bander-snatch, Sandworm, and, last but not least, the ravenous Bugblatter Beast of Traal. The end result is much the same whichever Fiend you choose, though some Fiends eat you more politely and more appreciatively than others.


```

10 DIM A(276)
20 DIM B(2)
30 DIM C(5)
35 DIM C$(32)
40 DIM F$(6,21)
50 DIM S$(7)
55 GOSUB 1200
60 FAST
65 CLS
70 RAND 0
80 LET SEQ=0
90 LET HITS=0
100 LET WR=0
110 PRINT AT 0,13-Y;D$:"HUNT";A
T 16,27;"WR";TAB 27;WR
120 PRINT AT 2,8;"
130 FOR I=1 TO 211 STEP 15
140 LET D$="I"
150 FOR J=1 TO 15
160 LET K=I+J-1
170 LET A(K)=INT (RND*5+1)
180 LET D$=D$+CHR$(28+A(K))
190 NEXT J
200 PRINT TAB 8;D$;"I"
210 NEXT I
220 PRINT TAB 8;"
230 LET I=0
240 LET J=INT (RND*15+1)
250 LET K=14
260 LET L=INT (RND*15+1)
270 PRINT AT 3,8+J;N$;TAB 25;"<
FREND"
280 PRINT AT 17,4;"YOU>";TAB 8+
L;CHR$(156+A(210+L))
285 LET U$="12345"
290 PRINT AT 2,0;"TARGETS";TAB
1;U$;TAB 1;U$;TAB 1;U$;AT 7,26;"
POINTS"
300 LET U$="1:5002:4003:3004:10
05:-50"
310 FOR N=1 TO 21 STEP 5
320 PRINT TAB 27;U$(N TO N+4)
330 NEXT N
340 GOSUB 800
350 SLOW
360 PRINT AT 19,0;"INPUT YOUR M
OVE:";TAB 2;"XMYN (WHERE X,Y=L,
R,U, OR D;";TAB 17;"AND M+N<=RAN
GE)"

```

```

370 INPUT D$
380 PRINT AT 19,0;C$;TAB 0;C$;T
AB 0;C$
385 PRINT AT 4,25;S$;TAB 25;S$;
TAB 25;S$;AT 9,0;S$;TAB 1;S$;AT
12,1;S$;TAB 1;S$
390 IF NOT (LEN D$=2 OR LEN D$=
4) THEN GOTO 360
400 LET D$=D$+"R0"
410 IF CODE D$(2)+CODE D$(4)-56
>A(15*K+L) THEN GOTO 360
420 LET B(1)=0
430 LET B(2)=0
440 FOR N=1 TO 3 STEP 2
450 LET Z=2-INT (ABS (CODE D$(N
)-52)/5.75)
460 LET B(Z)=B(Z)+(CODE D$(N+1)
-28)*SGN COS ((CODE D$(N)-40)*0.
453778)
470 NEXT N
480 IF K+B(1)>14 OR K+B(1)<0 OR
L+B(2)>15 OR L+B(2)<1 THEN GOTO
360
490 PRINT AT 3+K,8+L;CHR$(28+R
ANGE)
500 LET K=K+B(1)
510 LET L=L+B(2)
520 GOSUB 800
525 IF HITS=15 THEN GOTO 2000
530 LET BEST=20
540 LET P=SGN (K-I)
550 LET Q=SGN (L-J)
560 FOR T=1 TO REACH+1
570 LET X=T-1
580 LET IP=I+P*X
590 LET JP=J+Q*(REACH-X)
600 IF IP<0 OR IP>14 OR JP<1 OR
JP>15 THEN GOTO 680
610 LET R=A(15*IP+JP)
620 LET NEWDIST=ABS (IP-K)+ABS
(JP-L)-R
630 IF NEWDIST<>BEST THEN GOTO
650
640 IF INT (RND*2)=0 THEN LET B
X=X
650 IF NEWDIST>=BEST THEN GOTO
680
660 LET BEST=NEWDIST
670 LET BX=X
680 NEXT T
685 PRINT AT 3+I,8+J;CHR$(28+R

```



```

EACH)
690 LET I=I+P*BX
700 LET J=J+Q*(REACH-BX)
720 PRINT AT 3+I,8+J;N$
730 GOTO 360
800 LET RANGE=A(15*K+L)
810 PRINT AT 3+K,8+L;CHR$(156+
RANGE)
820 LET SEQ=10*(SEQ-100*INT(SEQ/100))+RANGE
830 LET C(RANGE)=C(RANGE)+1
840 IF C(RANGE)>3 THEN GOTO 890
850 LET HITS=HITS+1
860 PRINT AT 2+C(RANGE),RANGE;"
"
870 LET BONUS=0
880 IF HITS=1 THEN RETURN
890 LET DIST=ABS(I-K)+ABS(J-L)
900 LET REACH=A(15*I+J)
910 IF HITS<15 AND DIST<=REACH
THEN GOTO 2000
915 IF HITS>=15 THEN LET BONUS=
2000
920 LET SCORE=100*(6-RANGE)-25*
(SGN(RANGE-3.5)+1)*(RANGE-2)
930 PRINT AT 9,1;"SCORE";TAB 2;
SCORE
940 IF SEQ<100 THEN GOTO 1010
950 FOR N=1 TO 3 STEP 2
960 LET TEST=(SEQ+(N-2)*12)/111
970 IF TEST=INT TEST THEN GOTO
1000
980 NEXT N
990 GOTO 1010
1000 LET BONUS=BONUS+200
1010 IF BONUS>0 THEN PRINT AT 12
,1;"BONUS";TAB 2;BONUS
1015 IF BONUS=200 OR BONUS=2200
THEN PRINT AT 4,29;"███"
1020 PRINT AT 3,25;"SEQ-";SEQ;AT
17,1;S$
1030 LET A(226)=A(226)+SCORE+BON
US
1040 PRINT AT 16,1;"TOTAL";TAB 1
;"█";A(226);"█"
1050 RETURN
1200 LET F$(1)="ORC"
1210 LET F$(2)="TROLL"
1215 LET F$(3)="JABBERWOCK"
1220 LET F$(4)="FRUMIOUS BANDERS
NATCH"
1230 LET F$(5)="SANDWORM"
1240 LET F$(6)="RAVENOUS BUGBLAT
TER"

```

```

1250 LET M$="OUNZCCJBVVVFDTOLSMF
UDLQDAZIAAI"
1260 LET N$="ALDQJM"
1270 PRINT AT 5,13;"MANHUNT";AT
9,5;"WHAT ARE YOU?";AT 21,0;"PLE
ASE INPUT YOUR IDENTITY"
1280 PRINT AT 11,14;"MAN";TAB 14;
"WOMAN";TAB 14;"MOUSE";TAB 14;"
OTHER"
1290 INPUT D$
1295 IF D$="" THEN LET D$="MAN"
1300 CLS
1305 LET Y=INT((LEN D$-3)/2)
1310 PRINT AT 5,13-Y;D$;"HUNT";A
T 9,3;"CHOOSE YOUR FIEND",,
1320 FOR N=1 TO 6
1330 PRINT TAB 6;N;"█";F$(N)
1340 NEXT N
1350 PRINT TAB 16;"BEAST OF TRAA
L";AT 21,0;"INPUT 1-6"
1360 INPUT D
1370 IF D<1 OR D>6 THEN GOTO 136
0
1380 CLS
1400 LET N$=CHR$(101+CODE N$(D)
)
1420 PRINT AT 10,3;N$;"█";F$(D)
1430 LET E$=""
1440 FOR N=1 TO 5
1450 LET P$=CHR$(CODE M$(6*(N-1
)+D)+127)
1460 IF CODE P$=165 THEN LET P$=
""
1470 LET E$=E$+P$
1480 NEXT N
1500 RETURN
2000 PRINT AT 3+I,8+J;CHR$(28+R
EACH);AT 19,15;"AARGH"
2010 IF HITS>=15 THEN GOTO 2080
2015 LET SCORE=-700
2020 PRINT AT 19,15;"GOTCHA";AT
3+K,8+L;N$
2025 LET SEQ=0
2030 FOR N=1 TO 20
2040 PRINT AT 3+K,8+L;CHR$(28+R
ANGE)
2050 PRINT AT 3+K,8+L;N$
2060 NEXT N
2070 PRINT TAB 6+L;E$
2075 GOSUB 930
2080 PRINT AT 21,0;"WORLD RECORD
REMAINS UNCHANGED"
2090 IF A(226)>WR THEN PRINT AT
21,13;"BEATEN. WELL DONE"
2100 STOP

```


Problem page



David Nowotnik answers your questions

Alphabetical order

Dear David,
I have programmed a list of articles in random order, and can interchange to get the lowest in alphabetical order to be first in the list. But I cannot work out how to get the whole list into alphabetical order. Please can you help.

Mrs HG Blackwood,
Fife, Scotland

Dear Mrs Blackwood,
The listing you send me requires little change to complete the sort; using your line numbers, variables and basic routine, here is the complete sort routine:

```
190 FOR i = 2 TO n-1
200 FOR k = i TO n
210 IF n$(i-1) > n$(k) THEN
GOTO 250
220 LET t$ = n$(k)
230 LET n$(k) = n$(i-1)
240 LET n$(i-1) = t$
250 NEXT k
260 NEXT i
```

CLEARing

Dear David,
Although I have a 48K Spectrum, I sometimes find that a long program will not load after NEWing a previous program. Pulling out the power lead and replacing it is the only way of resetting the machine that I'm aware of. Is there a simpler way?
Clive Williams,
Staines

Dear Clive,
You can reset the Spectrum by using the direct command: `RANDOMISE USR 0`; this effects the same ROM routine as used by the computer when it is first powered-up. The same

command (`RAND USR 0`) will also 'warm start' the ZX81.

Decimal places

Dear David,
I have recently bought a 48K Spectrum, and wish to employ it to help me with my Open University Maths Foundation course. Can I make the Spectrum work to a fixed decimal place, and preferably a corrected decimal place?

Barry Murfett,
Hyde, Cheshire

Dear Barry,
The answer is 'yes', but it isn't that simple. The Spectrum doesn't have a print formatting command (`PRINT USING`) available on some other micros, so you have to write a short subroutine to do this. The listing is too long for the Problem Page, so I put it in the post to you. For other readers who want to solve this problem, the strategy for it

is as follows:

- Divide the number into its integer and fractional parts with the `INT` command.
- Multiply the fractional part by 10 to the power of n , where n is the number of decimal places, add .5 (to round it), and take the integer.
- Place both halves of the number into strings (`STR$`), pad out with zeros, as necessary, then combine the two strings with a decimal point between them. Then print the string, or use `VAL` if you want to work on the number some more.

Draughts

Dear David,
I am looking for a draughts program for my 48K Spectrum. I have looked through several magazines, but I cannot find any useful program. Do you know of a firm who has such a program?

Fer Soorsma,
Brunssum, Netherlands

Dear Fer,
Forgive the pun, but draughts seems to have been left out in the cold by comparison with that other board game, chess. I must admit, I'm not aware of any good draughts programs for the Spectrum, so, any producer reading this — please let me know if you have a draughts program. You could try modifying the listing in 'Basic Computer Games' by David Ahl for the Spectrum, but I doubt whether that will offer much of a challenge for an experienced player.


Crash!

Dear David,
I'm trying to write a simple machine code routine on the ZX81 which involves placing characters on the screen. The program starts to work, but then crashes; what could I be doing wrong?

Simon Harrison,
Manchester

Dear Simon,
There are lots of things that could go wrong with your machine code routine, and my machine code series may help. But as your routine actually does something before crashing, then I suspect that you are inadvertently changing the value of the `NEWLINE` character which exists at the end of each row on the screen — that's always good for a crash!

In the fully expanded display file (with less than 3.5K of RAM the ZX81 contracts the display file to save space), there are 33 characters per row; you've probably overlooked that extra `NEWLINE` character.



BEEP BOOSTER

MP Moore of Newtech Micro Developments Ltd has produced a useful add-on for all DIY fans.

The project is available as a kit of parts which includes a ready-drilled case and even a knob for the volume control.

Construction

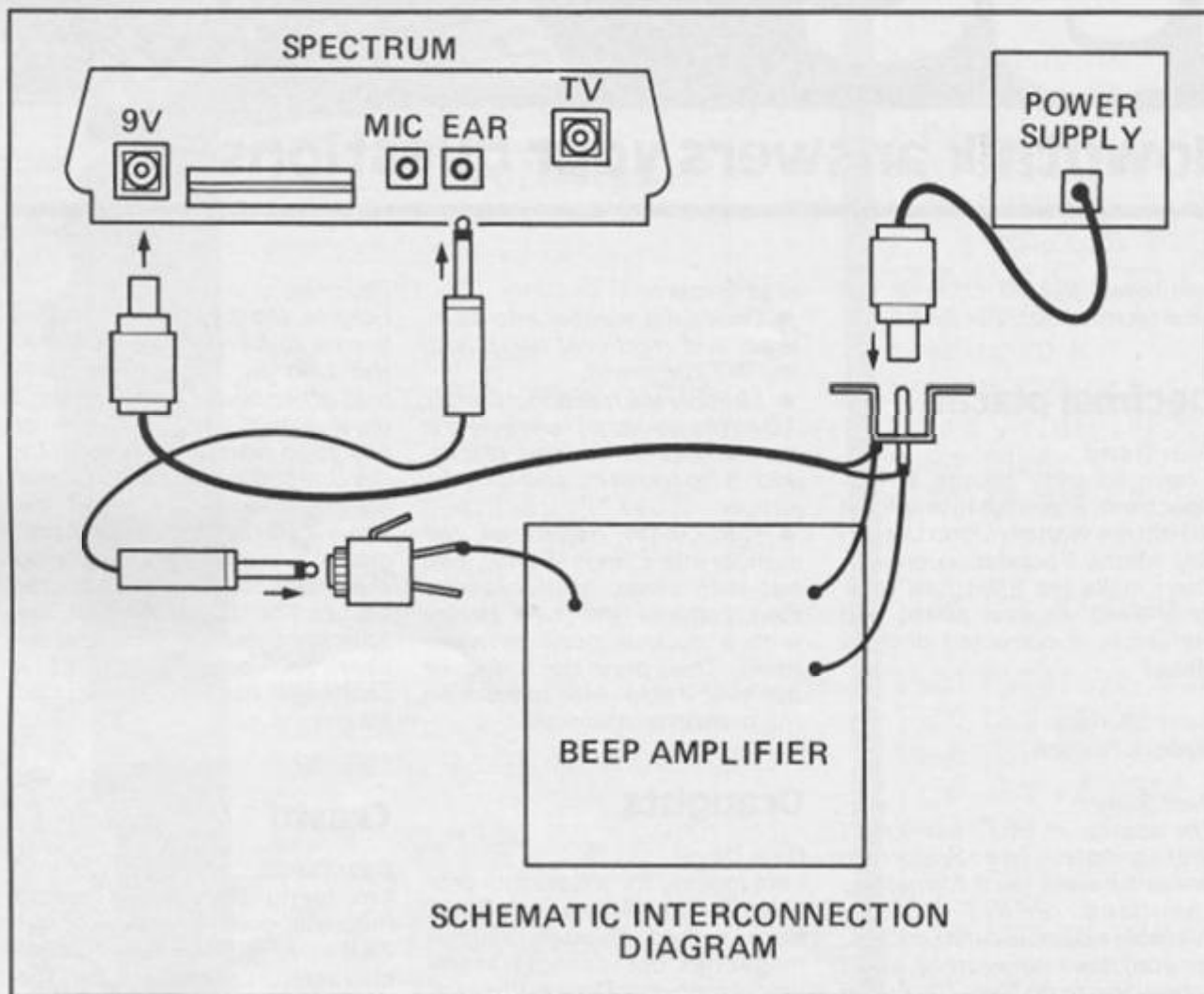
Fig.2 is the component overlay and connection diagram. There are only three components to be mounted on the PCB: these are IC1 (LM380 audio amplifier IC), C1 a 0.1uf ceramic capacitor and C2, a 470uf 16V electrolytic capacitor.

An IC socket is recommended for the LM380 — solder this in first. Plug in IC1 taking care to insert it the right way round. The IC has a notch cut into the plastic at one end, this marks the top end of the IC (see fig. 2). Make sure that all IC pins have gone into the socket and that none have become bent under the IC.

Next, solder C1 in position and finally C2: NOTE that C2 is a polarised component which must be mounted the right way round. Its leads are marked + and/or - to tell you which way round it should go.

Solder the 2.1mm power plug and 2.1mm power socket as shown in Fig. 2. It is essential to wire these up correctly — if you get it wrong you may damage your computer. Don't forget to feed the wires to the 2.1mm plug through its cover before soldering them, otherwise you won't be able to get the cover on.

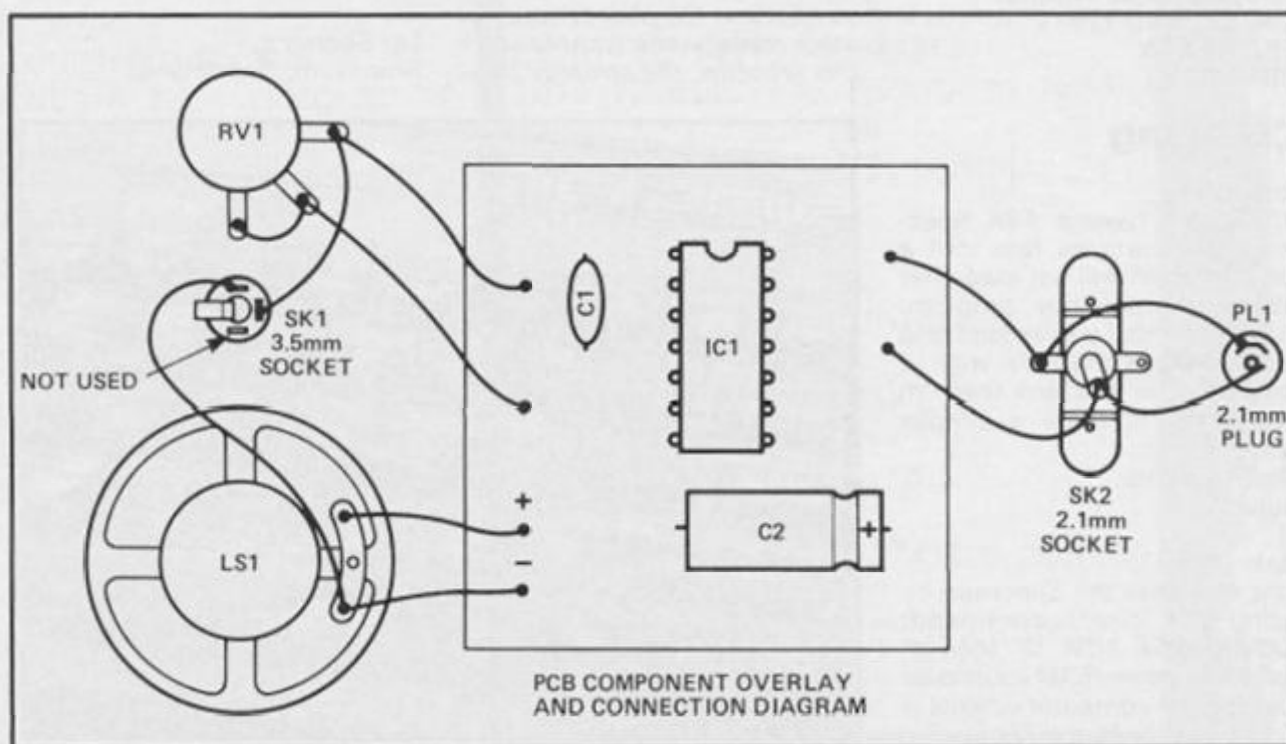
Connect up VR1 (the volume control), the 3.5mm jack socket and, the loudspeaker, taking care to connect them as shown in Fig. 2. Now, very carefully check all your wiring and make sure that everything is properly

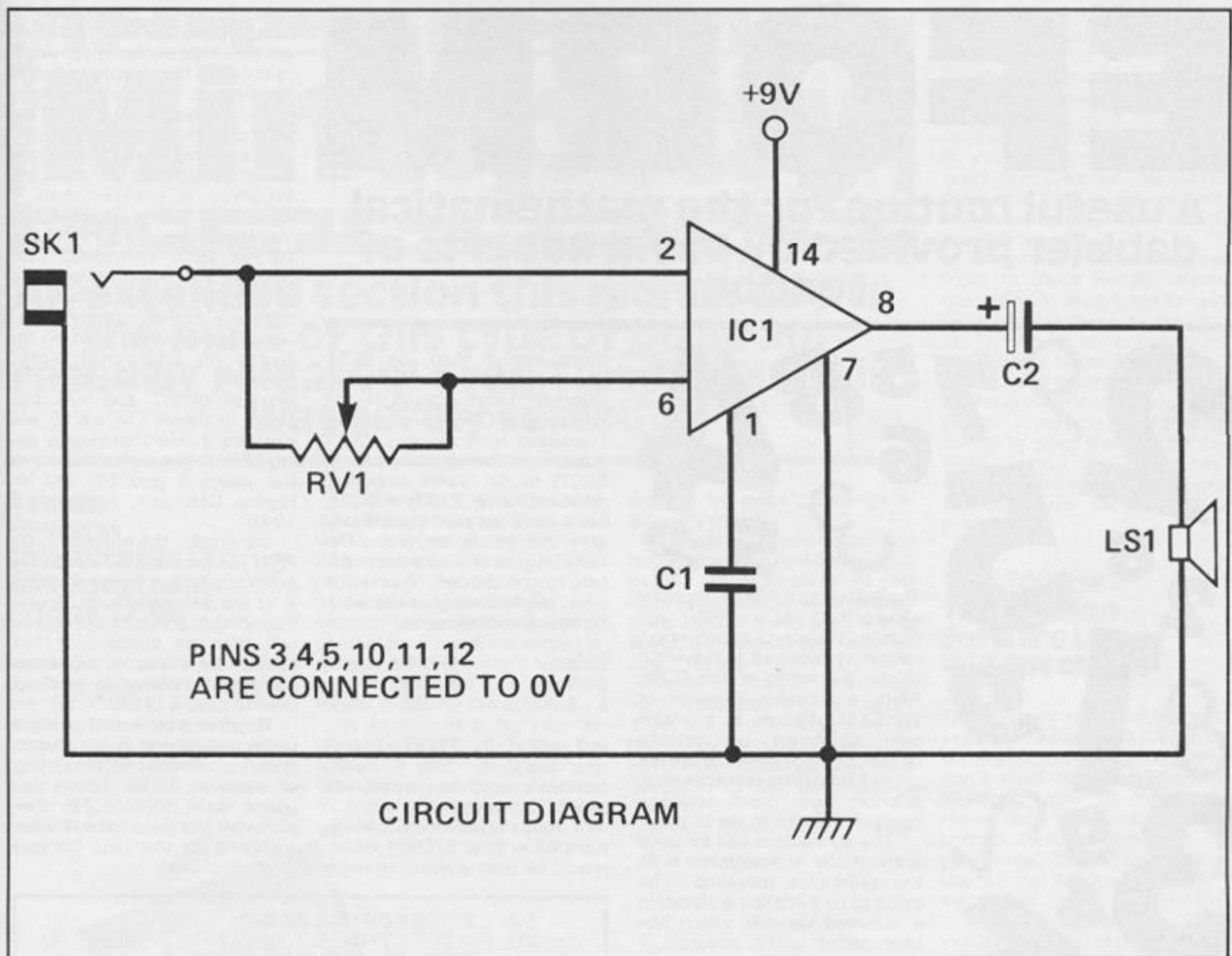


Here is a simple, inexpensive little piece of equipment for Spectrum users struggling to hear the Spectrum BEEP — a BEEP Amplifier. How loud is the sound from this device? Well, it's more than loud enough to annoy anyone in the same room who's not interested in zapping aliens. . .

No batteries!! The amplifier draws its power directly from the Spectrum power supply (See fig. 1). Includes a volume control and uses a REAL loudspeaker!

The lead from your Spectrum power supply plugs into a 2.1mm power socket, which is connected to the BEEP Amplifier and also a 2.1mm power plug which plugs into your Spectrum 9V power socket. A 3.5mm jack socket connects the EAR or MIC lead from your Spectrum to the amplifier.





connected. When you are satisfied that all is well, plug your Spectrum power supply into the amplifier and plug the amplifier's 2.1mm power plug into your Spectrum 9V power socket. Plug in your computer (and TV) and LOAD your favourite arcade game.

Now connect the EAR lead from your Spectrum to the amplifier's 3.5mm jack socket and start annoying the rest of your family...

Fig. 3 shows the circuit diagram of the BEEP Amplifier and fig. 4 shows the copper foil layout for the printed circuit board. Table 1 lists all the parts required for the project.

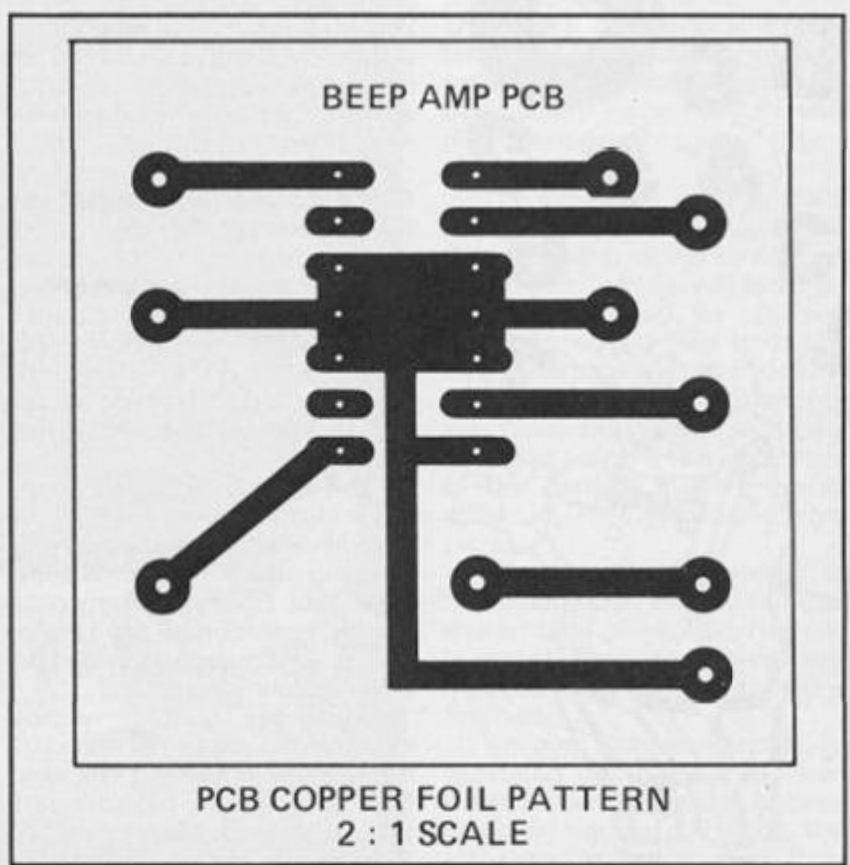
BUYLINES

All components used in this project, with the exception of the PCB, can be purchased from electronics suppliers who advertise regularly in electronics

magazines. The PCB is available from Newtech (Micro) Developments Ltd. of 1, Courtlands Road, Newton Abbot, Devon, for £2.50 + 30p postage. Newtech can also supply a full kit of parts for £9.95 which includes a drilled case in which to mount the amplifier, PCB, loudspeaker, volume control and all components (including a knob for the volume control).

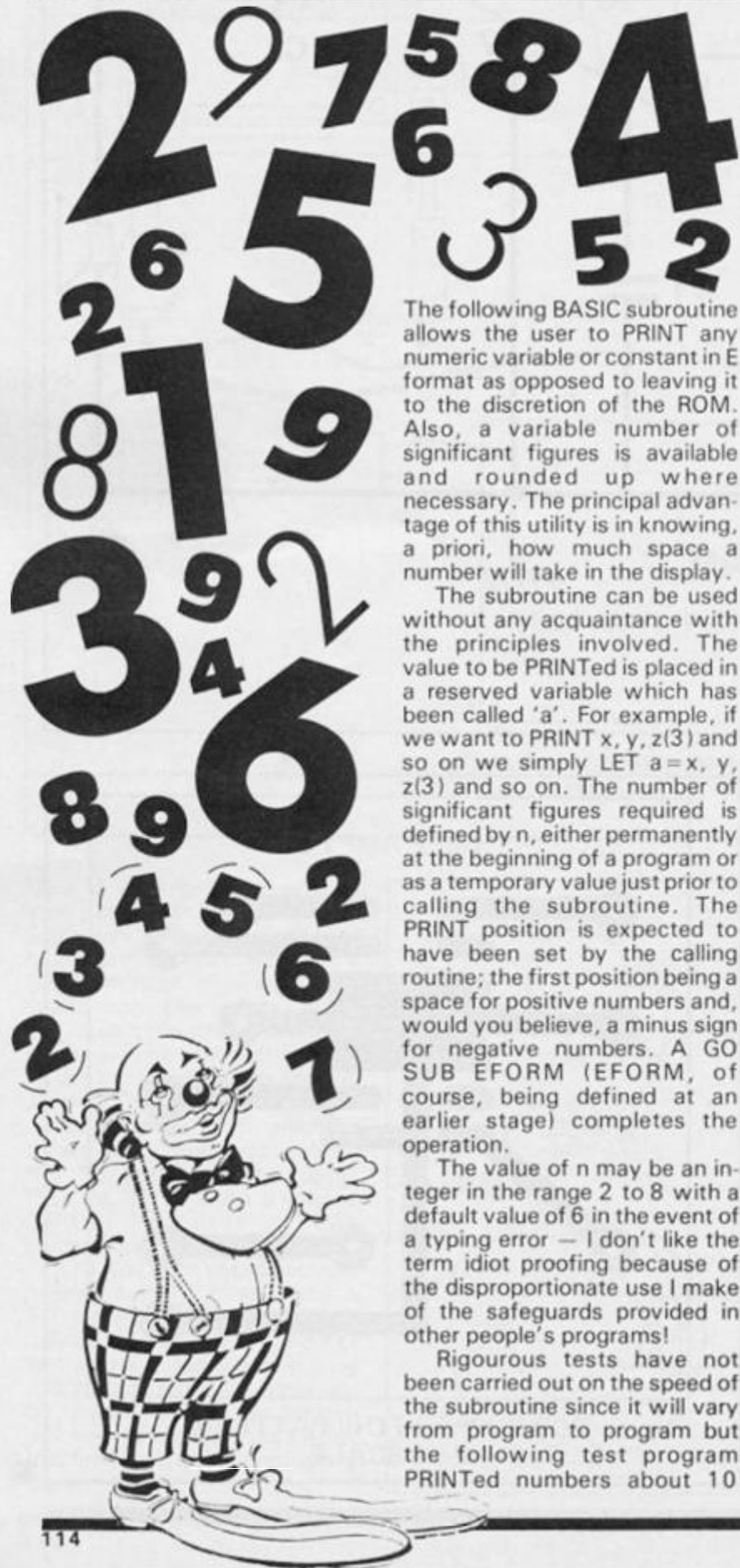
Table 1, Parts List.

- IC1 LM380
- C1 0.1µf Ceramic disc capacitor
- C2 470µf Electrolytic capacitor 16V
- VR1 22K LOG potentiometer
- LS1 8R 2" Loudspeaker
- SK1 3.5mm jack socket
- SK2 2.1mm power socket
- PL1 2.1mm power plug
- Miscellaneous:
PCB, Case, 2 nuts and bolts for SK2, Knob, lightweight connecting wire, solder.



EFORM

A useful routine for the mathematical dabbler provided by David Roberts of London.



The following BASIC subroutine allows the user to PRINT any numeric variable or constant in E format as opposed to leaving it to the discretion of the ROM. Also, a variable number of significant figures is available and rounded up where necessary. The principal advantage of this utility is in knowing, a priori, how much space a number will take in the display.

The subroutine can be used without any acquaintance with the principles involved. The value to be PRINTed is placed in a reserved variable which has been called 'a'. For example, if we want to PRINT x, y, z(3) and so on we simply LET a=x, y, z(3) and so on. The number of significant figures required is defined by n, either permanently at the beginning of a program or as a temporary value just prior to calling the subroutine. The PRINT position is expected to have been set by the calling routine; the first position being a space for positive numbers and, would you believe, a minus sign for negative numbers. A GO SUB EFORM (EFORM, of course, being defined at an earlier stage) completes the operation.

The value of n may be an integer in the range 2 to 8 with a default value of 6 in the event of a typing error — I don't like the term idiot proofing because of the disproportionate use I make of the safeguards provided in other people's programs!

Rigorous tests have not been carried out on the speed of the subroutine since it will vary from program to program but the following test program PRINTed numbers about 10

times slower than the ROM. This may sound an eternity but scientific users should find it tolerable. EFORM can easily be converted to work on a ZX81 but it was found intolerable in SLOW mode. Users crunching numbers on a ZX81 will probably have the machine working in FAST mode anyway. The PRINTing of the exponent differs to the Sinclair representation. The following examples illustrate the differences.

Sinclair	EFORM
E+9	E+09
E-9	E-09

and with E 00 PRINTed for a zero exponent. This is purely cosmetic and can easily be altered if required.

Those who may be interested in how EFORM works would be best advised to work

through some examples by hand. However, line 1040 requires a little explanation. After calculating the exponent b and mantissa c, provided that c is not an integer, from a PRINTing point of view the conversion of c into a string is not necessary remembering that the machine accuracy is greater than 9 significant figures decimal, but less than 10 and the PRINT accuracy is 8 rounded. The calculation of b may fail because of machine accuracy but this creates a complimentary situation in calculating c and so requires no additional work. Generally, we would need the services of INT and VAL but since, in theory, $1 \leq c < 10$ we can simplify the checking by using LEN. In practice c may take the values 1 and 10, and integers between, hence line 1040.

Inevitably, the number to be PRINTed is corrupted simply by examining it but this corruption is in the 9th significant figure. Rounding to 8 significant figures will then be suspect, if not already by virtue of whatever number crunching is involved prior to calling EFORM.

Readers who would prefer a faster routine may like to adapt a little routine in the ROM starting at address 2DE3 which Ian Logan calls PRINT_FP. I've allocated the next bank holiday weekend for this task (tongue firmly in cheek).

```

10 LET EFORM=1000
20 PRINT TAB 3;"X INPUT";TAB 1
5;"N";TAB 21;"E FORMAT"
30 INPUT "X=";X;"N=";N
40 PRINT X;TAB 15;N;TAB 18;
50 REM
60 REM [NOTE: PRINT POSITION
70 REM HAS BEEN SET]
80 REM
90 REM [LET A = VARIABLE
100 REM TO BE PRINTED]
110 REM
120 LET a=X: GO SUB EFORM
130 GO TO 30
140 REM
150 REM *****
160 REM *SUBROUTINE EFORM*
170 REM *****
1800 IF a=0 THEN PRINT " 0": RET
URN
1010 IF n<2 OR n>8 THEN LET n=6
1020 LET b=INT (LN ABS a/2.30258
500)
1030 LET c=INT (a*10↑(n-b-1)+.5)
/10↑(n-1)
1040 LET c$=STR$ c: LET l=LEN c$
-(a<0): IF l<=2 THEN LET c$=c$(
TO 1+(a<0))+".": LET b=b+(l=2):
LET l=(l+1)
1050 PRINT " " AND (a>0);c$;"000
0000"( TO n+1-l);"E";" " AND (b
0);" " AND (b=0);"-" AND (b<0);
0" AND (ABS b<10);ABS b: RETURN

```


Mindplay

An extended section this month due to the mass of this type of program recently released! Greg Turnbull's brain was sorely tested!

**Avalon
Hewson
Consultants Ltd.
48K Spectrum
Price £17.95**

Avalon is a superb new 3-D graphical adventure program for the Spectrum. The screen displays are incredible; it's amazing what can be achieved on a Spectrum when programmers exert themselves, and this game is easily on a par with many Atari programs.

The format is reminiscent of Atic Atac or Sabrewulf, but involves many adventure elements as well. The 3-D effect is one of the best around, however, it still isn't totally convincing. The sprite movement of characters around the screen is quite smooth; making it fun just to travel round the various rooms watching the action.

A joystick is a big help as moving through doors can be tricky for the inexperienced. There are numerous characters to meet and problems to be solved; however, overall the

style is far more arcade-game than adventure.

Instead of a score option you have stages and ranks to ascend as your skill progresses. As you have assumed the role of Maroc the magician there are various spells to collect on your journey, e.g. "unseen", "energise", "missile", "flame" and "servant" (who can help you collect objects, etc.). Mapping is possible by pausing the game at suitable locations and SAVE/LOAD 'old' game is supported.

Your quest is to travel

through the eight levels and finally to banish the Lords of Chaos from the Isle of Glass. There are numerous rooms to explore and objects to locate; but selecting and activating spells can be difficult, especially if you're being chased by enemies at the time. This makes the game hard to play at first, however, it's well worth persevering with it.

Presumably it will appeal most to those people whose manual skills allow them to beat 'Atic Atac' with ease, and who are looking for something more challenging. Hopefully this trend in advanced graphics and player interaction will continue in other similar programs. It certainly seems to point the way for the future trend in adventures. Overall a superb game whose merits cannot be too highly praised.

**The Journey
Temptation
Software Ltd.
48K Spectrum**


This journey is a Middle-Earth type of adventure, with a somewhat unusual feature; you don't have to discover tricky words in order to explore it. However, there are some complicated problems to be overcome, involving devious use of the various recognised words.

This is one of the new style real-time, interactive adventures. The real-time being of paramount importance, as the characters do have a limited amount of individual choice of action. Also, certain events will periodically occur which you must take advantage of, if you are to succeed.

The objective is to explore the many lands and finally locate the white ship of the Elves. The interactive feature will need to be regularly used, as you will certainly require help from the other characters in order to complete your quest. To obtain this you must first gain their trust; how you achieve this is another of the game's puzzles which must be solved by trial and error tactics.

Limited use of graphics is made, although they do not add much to the game. There are only some 75 locations, but many must be explored before you are finished.

Various clues are carefully scattered throughout the locations, hidden by the use of a symbolic language. Hence, the early stages consist of explora-



tions to work-out this code. Once deciphered the clues will guide your actions during the adventure.

Always examine things thoroughly and use the help of others to defeat your enemies, if possible. If you must attack any of the guardians yourself, make sure you are strong enough and have a suitable weapon to hand. The use of 'real-time' will aid you in this task. How you act determines how the other characters react towards you, so think carefully.

The final solution to this adventure is quite devious and will involve much thought, as well as frequent saving of useful stages of play. As always, careful mapping of all locations is essential.

In conclusion a refreshing adventure because of the well-defined vocabulary. It's nice to know that if you're not getting anywhere, it's not solely due to the fact that you can't think of the right words to use. Hopefully this trend in adventuring will continue in the future, well worth the tape price.

Quest for the Holy Joystick **Delta 4 Software** **48K Spectrum** **Price: £4.95**

This program is a supremely funny, text-only adventure written using the ubiquitous 'Quill'. It is based on every major Spectrum game you could imagine and many famous T'' shows as well.

You start off in Downing Street, travel through London and visit various places around the world. There is apparently little actual objective to the adventure other than to enjoy yourself reading the superb text.

Here are a few examples to whet your appetite: the Pyeman (spot the deliberate spelling mistake), a little pink guy with a long nose who's into maths and old clocks. Miner Wally and his NCB boots, explore the Wet Jet Silly mansion where you can find hints on various POKE's to alter the game. Valhalla, where arrows point out text and grammar.

Proland Prat Simplestar who lives in the sewer under the Breakfast TV studios. Helbourne Mouse, where you can visit the Goblin's dungeon: here Bard says, "The butler did it!", Elrond fixes some lunch and something drops from above and misses.

Visit the umpteenth Microfair at cold, wind-swept Ally Pally,

where a well-known reviewer (T.N.) will try to sell you one of his books. See VIC 20's which require several RAM-packs to hand a massive adventure comprising only, "go North!"

As you can see, there are numerous amusing locations and characters to meet, including: Soho, Baker St., Camelot castle, Dallas, Australia, meet Neil of 'The young ones', get chased by mutant BBC's saying "No such variable!" and many others.

Overall an incredible game, a must for all experienced adventurers looking for some lighter entertainment, or confirmed TV addicts. The only objective I could see appears to be the need to rid Camden Town of Proland Prat, so possibly you may not want to repeatedly play this adventure. Otherwise the contents really are superb, it certainly makes a pleasant change from the normal adventure.

Cribbage **Gamma Software** **48K Spectrum**

I approached this program with some trepidation, being interested in the traditional card-game version already. Personally I couldn't see how this two-player game of moderate skill and tactics could be successfully transferred to the Spectrum.

No instruction manual was provided with the game; however, full on-screen instructions are supplied on loading the tape. These take you through the basic rules of the game: play, scoring, winning conditions, etc.

As I expected, you are only able to play against the computer itself, which handles all the dealing and scoring chores. Unfortunately here, this proves to be the main flaw in the game. Half the fun of the card version is in the dealing and calculating how many points you make, by yourself.

With this element removed each deal becomes extremely quick and, as no levels of play are involved, I could easily imagine becoming rapidly bored with the game. Possibly there is too much 'luck of the deal' involved and too little thought required, making it hardly a challenge at all. The only 'skill' is in the experience required to discard the right cards.

On the positive side, the graphical display of the board is excellent and the computer does give full details of how the points are being scored at each stage. A few hours with this tape

would be a good way to learn how to play the game, so I suppose it can be recommended on that level.

A human player, however, remains a far more interesting opponent than the computer. At least as far as cribbage is concerned.

Thriller **Amazing Games** **48K Spectrum** **Price: £5.50**

Thriller is a soon to be released adventure based on a gothic horror theme, centred around a journey through a sinister funhouse.

As for all Amazing Games tapes, this is a standard text-only program. However, the locations are well described and so become most interesting.

Much of the vocabulary is non-standard, so a careful examination of everything is recommended. The adventure soon proves to be very difficult, with even the first puzzle causing great problems. The text says, "The Funhouse — pay to get in, pray to get out". I was praying just to get in!

The manual gives little away, HELP is available but is highly cryptic as usual; you often get tired of seeing the repeated message: "I don't understand you". Unlike many adventures, almost all of the objects in the descriptions actually exist and have a purpose (i.e. are clues to help you).

The number of goes is related to 'pseudo-time', so if you don't get it right fairly soon you die. Ask for a SCORE and you get: "This isn't a game mortal fool!"; what is it supposed to be then? Once you do get started, you will encounter various movie-related monsters in the course of your travel.

Although I liked the idea behind this, I feel it must be said that it isn't an adventure for beginners. Experienced players will enjoy the extremely complex puzzles offered here, as a great deal of careful thought is required to get anywhere. A degree of lateral thinking (also known as having a good guess) will be most helpful too. An interesting adventure to watch out for.

Bismark **A.S.P. Software** **Group** **16/48K Spectrum**

Seek-out and destroy the in-

famous Bismark using your fleet of British ships, in this latest release from ASP.

You have already lost HMS Hoods AND contact with the enemy, due to the worsening weather conditions. You command a fleet of twelve ships and must locate the Bismark, and sink her, before time runs out.

The game is played on a 20 x 15 grid, surrounded by all the relevant information required in your quest for the German menace. You have 13 game turns to locate her before she escapes or you run out of fuel.

Naturally, tactics are all-important during play, as you attempt to set up an effective search pattern. However, you mustn't spread your forces too thinly, as more than one ship is required to attack and defeat the Bismark.

Movement in each turn is imitated and is performed by force number/cursor keys. Any enemy sightings are reported and displayed on the screen. If requested, attacks will be handled automatically by the computer. The combat sound-effects are quite effective too.

The program is written in BASIC and is 'Battleships' based, so it is possible that it may not hold your attention on repeated playing. Anyway this game is a good version and offers some variation on a rather standard format.

Rebelstar Raiders **Red Shift** **48K Spectrum** **Price: £9.95**

Yet another excellent strategy program from the Red Shift guys. This one takes the Apocalypse war-game idea to new heights. The theme is a two-player tactical combat game, with three different scenarios to try out.

The setting is the 25th century, where the good guys (Joe Capricorn and his rebels) must battle against the tyranny of the Main-Comp and the operatives.

Each player controls many individual characters. Those have varying weapons, armour, movement capabilities and unique names. The weapon carried by the character determines his usefulness during the game. varying weapons carried by the character determines his usefulness during the game.

A game may take many hours to play, but is great fun and you don't seem to notice the passing of time! Instructions for

the program come in the form of a fully comprehensive manual.

Play consists of a number of phases:

A) Deployment of troops:

This is critical to the overall strategy of the game and is where experience really counts. Some troops are already deployed and one scenario even allows for reinforcements.

B) Game turns:

These are limited which is in effect a time limit to be considered during play. Each turn consists of a number of different modes.

(i) Cursor mode which is used to gain information about a character or a weapon.

(ii) Movement mode which uses the non-standard Apocalypse system. This is limited by the points system and varies with terrain being crossed.

(iii) Combat mode which uses up movement points and sometimes the weapon tool. Close-in fighting isn't too interesting. However, ranged combat is visually superb. You can hide behind a wall and in one turn move out, attack an oppo-

nent and retreat again. The laser and graphical blast effects are well done.

The skill of the game comes in knowing which weapons to use and where to place (and move) specific characters.

Victory is achieved by another points system; you may have to wipe out all of your opponent's men, or complete the object of the scenario successfully.

Although the program is in BASIC it does have Machine Code sections and so is quite quick, and highly addictive too.

Weapons vary in the three scenarios available and each game is totally different from the last. This makes it very hard to get bored with the screens. Like Apocalypse, further expansion tapes are planned.

The only minor quibbles I can think of are the tendency to continue to fire for too long, and sometimes you can miss an opponent and kill one of your own men!

Otherwise a marvellous game that will get you thinking, but at the same time is highly enjoyable. A compulsory addition to any strategy fan's tape library.

**Advance to
Mayfair
Amazing Games
48K Spectrum
Price: £5.50**

This is an extremely poor implementation of the much copied board game, where the only sort of board you get is in the loading picture!

Incredibly it involves just you against the computer, the only guidance being a series of menus. The property list goes through everything: what you own, your cash (and the same for the computer) and then all the unsold properties as well.

It is amazingly tedious to play, and in my opinion a total waste of money. Buy Automata's excellent version instead.

**The Last Jedi
48K Spectrum
Price: £5.50**

This is a 'Star Wars' based text-

only adventure with an unusual text scrolling format. Sadly it reduces to exploring very similar-looking caves to find the usual sorts of objects and killing various enemies.

Eventually you get sick of killing endless stormtroopers with your lightsaber, and the game rapidly becomes boring. The out of tune 'Star Wars' theme at the start is quite amusing, but otherwise there is little to excite players of this program.

One nice feature is that you can actually will some opponents to sleep rather than kill them. Because there are so many rooms (over 500!) good mapping is essential.

Games like this have been almost totally superseded by the recent graphical adventures. Text-only programs now need to have beautifully written descriptions of their locations, this one hasn't.

Finally, I would love to hear from readers who are having problems; wish to recommend a game (or criticise); have any useful hints or who would just like to say hello!

Tortoise Wise

More lines from a parent who gets left behind, by David Stewart



Conscious of my parental duties, maybe even feeling a little guilty of neglecting the Opposition, I pop in to say Goodnight to the Hares. Or as my wife insists, our two sons.

"How's school?"

"O.K."

"Still being chased by the girls? Or is it the other way around?" The twelve year old snorts in what I take to be disgust. His younger brother sniggers in what I take to be innocence.

"I'm not interested in stupid girls," mutters the eldest. I laugh.

"Only joking don't worry. It'll hit you one day. Mind you, when I was your age"

"No, "the eldest hare continues seriously and philosophically, "I think there's more future in computers."

Has the cold monitor screen frozen the hearts of the hares I wonder to myself? Will this slow them down? No. More than likely it is just one more advantage they seem to have over me. One encumbrance in life they have escaped.

"What about all that 'chip off the old block' stuff? "I mutter out aloud.

"Chip?"

"Silicon chips?"

"Micro chips? Now you're talking What do you want to know dad?"

"Nothing. Go to sleep now.

Goodnight." Bemused, I walk away, remembering furtive appointments behind the bicycle sheds.

"They're spending too long indoors with inanimate hardware," I announce to the wife. "Next Saturday we're all going out for the day. Get some fresh air, see places and meet people. Look at Life"

And so, letting the train take the strain, we go down to the coast. "Not a bad diversionary tactic either," chuckles the Tortoise to himself, as the countryside rushes past the windows. No manual needed here, no keyboard to frustrate me, no program to confound me, no jargon to confuse me. Here's

where I can catch up, Tortoise wise.

"Look at the sheep, this area is famous for its wool . . . look at the fruit trees . . . look at the estuary, do you know what kind of bird that is? Look at the sea and the ships out there . . ."

"Dad?"

"What is it? Ask me any question you like. Let's enjoy ourselves out and about."

"Is there a shop at the station where we stop? Only if not can we go to one first?"

"Shops? Shops? Let's get away from shops today. Anyway, what would you want to buy so urgently — NO don't tell me"

"Computer magazines" they chorus. "And what about computer shops? Are there any down here? Can we go and see?"

We travel back in silence. Their heads buried in magazines. In the end I face facts.

"So, is there anything worth reading in ZX Computing," I ask. Their faces light up, I can't stop them. The race is still on and I'm still a long way behind. However, the scenery IS interesting.

The Challenge Sprint


Many Spectrum users are still wary of the microdrive, and conflicting reports abound. There are those who find them invaluable and others who have nothing but trouble. If you are using your computer for a serious business purpose then investment in a disc system is probably the solution, but this is rather excessive for the average user who just wants reasonable loading and saving time for their programs and games.

An alternative is available in the Challenge Research Sprint tape recorder. This machine is a purpose built unit and only works with the Spectrum. Priced at £69.95 it is cheaper than the microdrive and Interface I combination but of course does not offer the RS232 or network facilities. The recorder is a neat black unit which is rather squat. It is connected directly to the computer via a ribbon cable to the user port at the rear of the computer. At the back of the recorder is a full extension port for the addition of other peripherals. A few units which I

couldn't get to work with it were the VTX5000 modem and the Technology Research Disk interface. However a wide variety of joystick interfaces and other units, including the Interface I and Microdrives, functioned without any problem.

This is a clever unit which increases speed by running the tape at a higher rate than usual, roughly three times as fast. All normal program tapes will load in this way and any programs saved with this recorder will reload from an ordinary recorder. Programs which will not load are those saved with special high speed software systems, such as those used by Micromega and the latest Mikrogen software.


In use this proved to work as claimed, it was reliable and really did improve the SAVE/LOAD time. My son, who helped to test it, actually took off his microdrive and used it in preference and was quite sad when we returned it! A unit which I would recommend to the general user, and sum up the



advantages as improved speed, compatibility with other cassette players and fairly low cost. The disadvantages are

that it is not totally compatible with all peripherals, and unsuitable for loading some (rather good) games.

AMS Lo-Profile Keyboard



The Lo-Profile Keyboard from Advanced Memory systems is a fairly large unit which is, as the name implies, quite slimline. However, its length and width are excessively proportioned but, having said that I must add that the overall look is rather elegant.

Using a unique system the keys are sprung by a rubber bubble, this makes them the most sensitive to press that I have ever encountered, but at the same time they have a very positive feel and spring back quickly. A touch typist could outpace the Spectrum's input

speed. The key tops themselves feature engraved legends rather than the cheaper, more common sticky labels and have a nice tactile feel. A full sized space bar is a feature of this unit and it is very well balanced. A numeric keypad is also included and this is situated to the right of the main keys.

An extra Caps Lock is added to the left above the Caps Shift key, though both keys still need to be pressed at the same time. On the numeric pad, an extra "." key is included but again this still needs to be pressed at the same time as the Symbol Shift key. Both sets of keys are slightly stepped and have an unusual but effective concave curve to them. The base, unseen in use, is shiny plastic but the top has a classy matt finish to it.

Fitting the Spectrum is very easy and all that is required is that you unscrew the two keyboard halves, unscrew the two spectrum case halves and remove the top, carefully pulling

out the keyboard ribbon cables. Finally, undo the single screw holding the PCB in place and transfer it to the base of the AMS where it is held by the four screws supplied, push in the AMS keyboard ribbons and screw the two halves of the case back together.

I have used this keyboard for some time now and it has performed perfectly, in fact I am writing this review on it! At £49.95 it is one of the cheaper keyboards on the market, and as such it lacks some of the features of the more expensive ones, such as single key E mode, dot and comma. But, in contrast it has a superb set of keytops with the engraved legends. If you are planning to upgrade from the Standard Spectrum keyboard and, unless you really feel that you need the missing features, then I suggest that you give this keyboard due consideration. This reviewer is impressed!

AMS can be contacted at, Green Lane, Appleton, Warrington, WA4 5N.

(We would just like to add that the price of the keyboard is £49.95, and not £19.95 as we stated in a previous issue — Ed)

PATIENCE V — PAIRS

CN Gooch presents the fifth in his mind stretching series on the popular card pastimes of Somerset.

This is a Patience game in which you are required to collect pairs of cards of the same value, irrespective of suit, from a grid of five by three cards. To take a pair they must be touching, vertically, horizontally or diagonally. Each card on the screen is referenced by a letter and you input those letters to make a move. Full rules are given in the program.

In this presentation IO have not attempted to simulate a normal playing card. The display size restricts the card dimensions too much for a good representation. In any case as the suits in this game are not used I have opted for a large numerical display of each card.

Program operation

The pack of cards to use is held in a string P\$ and cards are transferred to the hand in play on the screen, represented by H\$. When you input a move the program checks to see that this is a valid move, removes the two cards from H\$, adds two new cards from P\$, clears the display

and reprints the new hand. Illegal moves will not be allowed.

Line to line

1020 Defines functions which work out the positions of card.
 1030 Sets CAPS SHIFT
 1040 Calls initialisation Instruction and pack set up subroutines
 1050 1060 Sets up initial hand and screen display
 1070 1080 Control loop
 1100 1130 Prints out the reference letters and the hand of cards. The card printing loop runs from Z1 which is the position of the first deleted card. PSL is a slicing variable which keeps track of the card in the pack.
 1140 1180 Prints out a card. The value of the card is added to 9100 to give a

restore data value. This gives five values which print out the card from N\$.

1200 1370 This subroutine accepts your input and checks that it is legal. Line 1240 ensures that whatever card is entered first, the order is earliest card first. The check can then be made that the cards are either 6,5,4, or 1 places apart.
 1380 1470 Sets up the pack and shuffles it. Each card is five elements long Name;value (2);suit and colour.

1480 Continuity
 1480 1570 End game routine
 1580 1680 Instructions
 1690 2040 Sets up N\$(x) which contains all of the graphics to set up the cards.

2200 2220 Sets up graphics
 2230 2400 Data for graphics
 9101 9113 Data to print cards. It is essential that these line numbers are used as the program calls them directly.

9990 9993 Save routine. Program must be saved to auto start at 2200 or graphics will not form.

Variables used

A counting variable
 COL colour of card
 DIF relative position of cards to be moved
 M,N,P,Q loops
 PSL pack slicer
 RES flag set to indicate game end
 resignation
 X,Y location of card
 Z(x) card reference value. Derived from z\$
 A\$ assembling pack
 B\$ suit
 C\$ card in play
 D\$ temporary string
 H\$ hand in play
 P\$ shuffled pack
 z\$ input

Memory

Although the program is not exceptionally long it uses quite a lot of RAM as it shuffles the strings around and will not run on the 16K machine.

```
1 REM *****
   *Underlined characters*
   *are entered in       *
   *GRAPHICS mode.     *
   *****
```

```
1020 DEF FN C(X)=1+6*(X=2 OR X=7
   OR X=12)+12*(X=3 OR X=8 OR X=13
   )+18*(X=4 OR X=9 OR X=14)+24*(X=
   5 OR X=10 OR X=15): DEF FN D(X)=
   7*(X>5 AND X<11)+14*(X>10)
1030 CLS : RANDOMIZE : POKE 2365
   8,8
1040 GO SUB 1690: GO SUB 1580: G
   O SUB 1380
1050 BORDER 4: PAPER 4: CLS
1060 FOR M=1 TO 15: PRINT AT FN
   D(M)+4, FN C(M)-1: PAPER 6: CHR$ (
   M+64): NEXT M: GO SUB 1090
1070 GO SUB 1190: IF RES OR LEN
   H$=0 THEN GO TO 1490
1080 GO SUB 1110: GO TO 1070
1090 REM PRINT HAND
1100 LET H$=P$(1 TO 75): LET P$=
```

```
P$(76 TO ): LET Z(1)=1: LET PSL=
   1: GO TO 1120
1110 FOR M=Z(1) TO 15: LET X=FN
   C(M): LET Y=FN D(M): FOR N=0 TO
   5: PRINT AT Y+N,X: PAPER 4: "
   ": NEXT N: NEXT M
1120 FOR M=Z(1) TO LEN H$/5: LET
   C$=H$(PSL TO PSL+4): LET X=FN C
   (M): LET Y=FN D(M): GO SUB 1140:
   LET PSL=PSL+5: NEXT M : PRINT A
   T 21,6: INK 1: PAPER 5: "
   ";AT 21,6;" CARDS LEF
   T ";LEN P$/5
1130 RETURN
1140 REM PRINT CARD
1150 PAPER 7: INK VAL C$(5): FOR
   N=0 TO 4: PRINT AT Y+N,X: PAPER
   7: " ": NEXT N: PRINT AT Y,X:
   C$(1);C$(4);C$(4);C$(1)
1160 RESTORE 9100+VAL C$(2 TO 3)
   : FOR N=1 TO 4: READ A: PRINT AT
   Y+N,"":N$(A): NEXT N
1170 PRINT AT Y+5,X: PAPER 4: IN
   K 7: "=====
```


SPECTRUM GAME

```

1130 RETURN
1190 REM CHOOSE CARDS
1200 INPUT AT 0,0; INK 0; "WHICH
PAIR TO MOVE? ENTER TWO"; AT 1,0;
"LETTERS eg.AE(00 TO RESIGN) ";
LINE Z$: IF Z$="00" THEN LET RE
S=1: RETURN
1210 IF LEN Z$<>2 THEN GO TO 13
70
1220 FOR N=1 TO 2: IF Z$(N)="" O
R CODE Z$(N)<65 OR CODE Z$(N)>79
THEN GO TO 1370
1230 LET Z(N)=CODE Z$(N)-64: NEX
T N
1240 IF Z(1)>Z(2) THEN LET Z(3)
=Z(1): LET Z(1)=Z(2): LET Z(2)=Z
(3)
1250 IF H$(Z(1)*5-4)<>H$(Z(2)*5-
4) THEN GO TO 1370
1260 LET DIF=Z(2)-Z(1): IF DIF<>
6 AND DIF<>5 AND DIF<>4 AND DIF<
>1 THEN GO TO 1370
1270 IF Z(1)=1 AND LEN H$=10 THE
N LET H$=""
1280 IF Z(1)=1 AND Z(2)<LEN H$/5
THEN LET H$=H$(6 TO Z(2)*5-5)+
H$(Z(2)*5+1 TO ): GO TO 1330
1290 IF Z(1)=1 AND Z(2)=LEN H$/5
THEN LET H$=H$(6 TO Z(2)*5-5):
GO TO 1330
1300 IF Z(1)>1 AND Z(2)<LEN H$/5
THEN LET H$=H$( TO Z(1)*5-5)+H
$(Z(1)*5+1 TO Z(2)*5-5)+H$(Z(2)*
5+1 TO ): GO TO 1330
1310 IF Z(1)>1 AND Z(2)=LEN H$/5
THEN LET H$=H$( TO Z(1)*5-5)+H
$(Z(1)*5+1 TO Z(2)*5-5)
1330 LET PSL=1+5*Z(1)*(Z(1)>1)-5
*(Z(1)>1)
1340 IF P$="" THEN RETURN
1350 IF LEN P$>=10 THEN LET H$=
H$+P$(1 TO 10): LET P$=P$(11 TO
): RETURN
1360 LET H$=H$+P$: LET P$="": RE
TURN
1370 PRINT #1; AT 0,0; "INPUT UNNA
CCEPTABLE": BEEP .5,20: PAUSE 10
0: GO TO 1200
1380 REM SET UP PACK
1390 LET A$="": LET D$="A0120230
3404505606707808909010J11012K13"
1400 PRINT AT 8,9; INK 1; PAPER
5; B$: B$: B$: B$: AT 10,10; FLASH 1;
PAPER 7; INK 2; "PREPARING PACK"
; AT 12,9; FLASH 0; PAPER 5; INK
1; B$: B$: B$: B$
1410 FOR Q=1 TO 39 STEP 3: FOR P
=1 TO 4: LET COL=0: IF P=1 OR P=
3 THEN LET COL=2

```

```

1420 LET A$=A$+D$(Q TO Q+2)+B$(P
)+STR$ COL
1430 NEXT P: NEXT Q
1440 CLS : PRINT AT 8,9; PAPER 5
; INK 1; B$: B$: B$: B$: AT 10,12; PA
PER 7; FLASH 1; "SHUFFLING"; AT 12
,7; PAPER 5; INK 1; FLASH 0; B$: B
$: B$: B$
1450 FOR N=1 TO 60: LET A=1+(5*(
1+INT (RND*50))): IF n/2=INT (n/
2) THEN LET A$=A$(A TO A+4)+A$(
TO A-1)+A$(A+5 TO ): BEEP .01,N
-10
1460 IF n/2<>INT (n/2) THEN LET
A$=A$( TO A-1)+A$(A+5 TO )+A$(A
TO A+4): BEEP .01,N+5
1470 NEXT N: LET P$=A$: CLS : RE
TURN
1480 INPUT "PRESS ENTER TO CONTI
NUE"; LINE Z$: BEEP .05,10: RETU
RN
1490 REM END GAME
1500 PAPER 5: INK 1: FOR N=12 TO
21: PRINT AT N,0; PAPER 5; "
": N
EXT N
1510 IF RES THEN PRINT AT 13,1;
"BAD LUCK: THE CARDS DID NOT "; A
T 14,1; "RUN YOUR WAY"
1520 IF NOT RES THEN PRINT AT 1
3,1; FLASH 1; "!!!!!! WELL DONE !!
!!!!"; AT 14,1; FLASH 0; "YOUR PAT
IENCE IS REWARDED"
1530 PRINT AT 16,3; "YOU MAY"; AT
17,5; "1)PLAY AGAIN"; AT 18,5; "2)F
INISH PLAYING"
1540 PAUSE 0
1550 IF INKEY$="1" THEN BORDER
4: PAPER 4: INK 0: CLS : LET RES
=0: GO SUB 1440: GO TO 1050
1560 IF INKEY$="2" THEN CLS : P
RINT AT 10,0; "START TAPE TO LOAD
NEXT GAME": LOAD ""
1570 GO TO 1530
1580 REM INSTRUCTIONS
1590 LET T$=" PATIENCE PAIRS ":
PAPER 6: CLS : FOR M=0 TO 16 STE
P 16: FOR N=0 TO 21:: PRINT PAP
ER 1+INT (RND*7); BRIGHT 1; INK
9; AT N,M; T$: BEEP .05,ATTR (N,M)
/10: NEXT N: NEXT M
1600 FOR N=8 TO 13: PRINT AT N,5
; PAPER 1; "
": NEXT N
1610 PRINT AT 9,7; INK 7; PAPER
1; "FOR RULES PRESS ""1"""; AT 12,
7; "OTHERWISE ANY KEY"
1620 PAUSE 0: IF INKEY$<>"1" THE
N: CLS : RETURN

```


SPECTRUM GAME

```

1630 FOR N=2 TO 19: PRINT AT N,1
; PAPER 6; INK 0; "
      : NEXT N
1640 IF INKEY<>" THEN GO TO 1
640
1650 PRINT AT 3,3; INK 0; PAPER
6; "A HAND OF 15 CARDS WILL BE";A
T 4,3; "DEALT OUT.": PAUSE 75: PR
INT AT 5,3; INK 0; PAPER 6; "YOU
MAY REMOVE ANY PAIR OF";AT 6,3; "
CARDS OF THE SAME VALUE,"
1660 PRINT AT 7,3; PAPER 6; INK
0; "AND THAT TOUCH VERTICALLY,";A
T 8,3; "DIAGONALLY OR HORIZONTAL
Y.": PAUSE 75: PRINT AT 10,3; PA
PER 6; INK 0; "ANY ILLEGAL MOVE I
S REJECTED"
1670 PAUSE 100: BEEP .1,30: PRIN
T AT 14,4; PAPER 2; INK 7; "PRESS
ANY KEY TO CONTINUE";AT 17,10;
FLASH 1; "GOOD LUCK!!!!"
1680 PAUSE 0: CLS : RETURN
1690 DIM N$(32,4): DIM Z(3)
1700 LET N$(1)="  "
1710 LET N$(2)="  "
1720 LET N$(3)="  "
1730 LET N$(4)="  "
1740 LET N$(5)="  "
1750 LET N$(6)="  "
1760 LET N$(7)="  "
1770 LET N$(8)="  "
1780 LET N$(9)="  "
1790 LET N$(10)="  "
1800 LET N$(11)="  "
1810 LET N$(12)="  "
1820 LET N$(13)="  "
1830 LET N$(14)="  "
1840 LET N$(15)="  "
1850 LET N$(16)="  "
1860 LET N$(17)="  "
1870 LET N$(18)="  "
1880 LET N$(19)="  "
1890 LET N$(20)="  "
1900 LET N$(21)="  "
1910 LET N$(22)="  "
1920 LET N$(23)="  "
1930 LET N$(24)="  "
1940 LET N$(25)="  "
1950 LET N$(26)="  "
1960 LET N$(27)="  "
1970 LET N$(28)="  "
1980 LET N$(29)="  "
1990 LET N$(30)="  "
2000 LET N$(31)="  "
2010 LET N$(32)="  "
2020 LET B$="BCDE"
2030 LET RES=0
2040 RETURN
2190 REM INIT

```

```

2200 BORDER 2: CLS : PRINT AT 10
,2; "STOP THE TAPE PLEASE"
2210 RESTORE 2230: FOR N=0 TO 17
: FOR M=0 TO 7: BORDER M: BEEP .
01,N
2220 READ A: POKE USR CHR$(97+N
)+M,A: NEXT M: NEXT N: GO TO 103
0
2230 DATA 0,94,82,82,82,82,94,0
2240 DATA 0,16,56,124,254,124,56
,16
2250 DATA 16,56,124,124,254,214,
84,16
2260 DATA 0,108,254,254,124,124,
56,16
2270 DATA 0,56,56,16,214,254,214
,16
2280 DATA 240,240,240,240,224,19
2,128,0
2290 DATA 1,3,7,15,31,63,127,255
2300 DATA 254,252,248,240,224,19
2,128,0
2310 DATA 254,252,248,240,255,25
5,255,255
2320 DATA 240,240,240,240,224,19
2,192,224
2330 DATA 254,252,248,240,240,24
0,240,240
2340 DATA 240,240,240,240,127,63
,63,127
2350 DATA 0,0,0,0,0,96,48,48
2360 DATA 255,255,255,255,24,12,
6,0
2370 DATA 128,192,224,240,248,25
2,254,255
2380 DATA 255,127,63,31,15,7,3,1
2390 DATA 255,255,255,255,255,23
1,195,129
2400 DATA 128,192,224,240,240,24
0,240,240
9101 DATA 1,15,1,15
9102 DATA 1,2,3,4
9103 DATA 1,5,6,7
9104 DATA 8,8,9,10
9105 DATA 11,12,6,7
9106 DATA 13,14,15,7
9107 DATA 16,2,3,32
9108 DATA 1,18,15,7
9109 DATA 1,15,17,19
9110 DATA 29,30,30,31
9111 DATA 26,27,27,28
9112 DATA 1,15,24,25
9113 DATA 20,21,22,23
9990 SAVE "patienceC" LINE 2200
9992 CLS : PRINT "SWITCH PLUGS A
ND REWIND TO ""VERIFY.  START
TAPE"
9993 VERIFY "patienceC": CLS : P
RINT "ALL OK"

```


Club Corner



Cape Town club

Dear ZX Computing,
I've decided to form a computer club with the help of a friend of mine. The club will cater for anyone with a ZX Spectrum. Unfortunately, we can cater for only 10 people. It will cost £4.50/R6,50 a year to join. Members will receive six issues of our magazine a month. For more information you could contact me at the following address.

Yours sincerely,
Alan Bradley
10 Leander Place
Kirstenhof 7945
Cape Town
S. Africa

ZX Correspondence Club

Dear ZX Computing,
First of all, I think your magazine is the best computing magazine there is. Secondly, I would like to tell anybody interested, that I have founded a ZX Correspondence Club.

Anybody wishing to join should write to me at the following address:

Yit-shun Leung-ki
9 ch Pasteur,
1209 Pt Saconnex,
Geneva, Switzerland

Hello Hatfield

Dear Sir,
I am interested in finding out if anyone in the Hatfield area is interested in starting a Computer Club. If anyone is interested in starting one with me, then please would they contact me at the following address. Thank you.

Yours sincerely,
Miss K.D. Yarwood
53 Meadow Croft
Hatfield
Herts AL10 0SG

Singapore Computing Club

Dear ZX Computing,
Thank you for your very informative and wonderful magazine.

I'm writing to you because I am setting up a ZX Computing Club over here, due to the vast number of Spectrum users — about 2000. Also, through your magazine users from other parts of the world can write to me to exchange ideas, software, and programming tips. I have at present, a software collection of over 3000 items. Membership is free, and members will receive our twice monthly newsletter.

Through the publishing of this letter, I hope users from Singapore can link-up with other users all over the world.
Thank you.

Yours truly,
Tay Chai Khoo (A.M.R.S.H.)
Blk 107, #09-667
Depot Rd.
Postal Code 0410
Republic of Singapore



Hawkes Bay Users' Group

Dear ZX Computing,
Here on the other side of the Earth, about as far from you as it is possible to get without assistance from NASA, is a group known as the Hawkes Bay Sinclair Users' Group.

We are 95 strong and growing, with an age range from 12 to 65+, who meet at nights approximately every 2/3 weeks, for about three hours.

The club was set up 18 months ago, when I bought a ZX81, and found I had a machine that was smarter than me, so to try to control it I got the names of other purchasers from all local retailers, and after contacting them for their views, set up a meeting and, lo, we had a group.

As we are so far from the home of Sinclair, magazines such as ZX Computing, help to keep us informed as to what is the latest state of the art. Especially good are the reviews of new programs, as to send away for a program on just the maker's advertising blurb is a good way of sometimes being ripped off.

Keep up the good work.

Yours sincerely,
Brian Thrussell
918 Florence St.
Hastings
New Zealand
'phone 85688

Spectrum Users, Australia

Dear Sir,
We are currently the largest ZX Spectrum users' group in Australia, with a very large following nationally. The club charges an annual membership fee of A\$15 per year which entitles the member to a club membership card, giving him/her discounts at stores, a monthly newsletter of around 20 pages (example enclosed), free advice and special offers. The club is basically run by three people: Craig Kennedy (President), Chris Smith (Treasurer), and Greg Nancarrow (M/C Expert and problem solver), who handle all publishing and writing for the magazines, as well as catering for the members requests.

As well as running the club, we three can make claim to

many other conquests concerning the solving of certain games which many of you English have been claiming rights to, as far as solving them first goes. This annoys us greatly!

To start with, The Hobbit. We rightfully claim to be the first in the world to solve it (early 1983). You of course do not realise that we receive all English magazines at least three months after their publishing date, which means that anything we do in competition with the English and beat them at is already out of date by the time we hear about it. So far as competitions go, we are already out of the running just because we live in the best country in the world (down under in Australia does not mean down under in the computing world!!).

With Atic Atac, we solved it four months before we heard from England that it had been solved.

Concerning Jet Set Willy, it may have only just been realised by the author that there were bad mistakes in his program, but we realised it soon after we received it (early 1984) and removed them. We solved it not long after this, way before anyone else. So much for getting the prize.

We solved Sabre Wulf on the 15th of August 1984. We are quite sure this is way before anyone else, and can't wait for the sequel, 'Underwulde'. Incidentally, we discovered the POKE for infinite lives, which happens to be POKE 43575, 255.

Finally, we have beaten Match Point in the finals.

So, don't forget we are down here keeping an eye on you.

Bewdy mate,
Craig Kennedy/Chris Smith
ZX Spectrum Users Group
P.O. Box 466
Epping 2121, N.S.W.
Australia

Thanks for the magazine, which is pretty good, and Bewdy to you too — Ed.

De-bugger

Getting a program typed in is often only the start of your problems. Ed to the rescue.

Typing in a program is a useful exercise. Apart from the patience required, techniques learned and the end program to be used, probably the most educational part of it is tracking down the bugs introduced by yourself or occasionally by our publication system.

In debugging you gain a much deeper insight and understanding on how the program actually works than by merely typing it in, but tracking down these errors is an art in itself and needs some skill. So here are some tips to help you in your efforts when faced with that cryptic error report!

1 NEXT without FOR


Look back through the program, either the loop has not been set up — no related FOR 'letter' = No1 TO No2 line, or the letter has been re-used as an ordinary variable within the loop with a LET 'letter' = No.

2 Variable not found

This is one of the most common errors. Again, the problem may not lie in the line where the error was detected and reported. If there is only one variable, which may be one or more letters or a string (\$) variable, then that is the problem. There may be more than one variable in the line section reported and you will have to identify the offending one. In a line PRINT AT Y,X;A\$ the culprit could be Y or X or A\$. To find out which of them is causing the problem (it may be more than one) type in turn as a direct command:

```
PRINT Y Enter/Newline
PRINT X Enter/Newline
PRINT A$ Enter/Newline
```

Note which produces the error report. Now look back through the program printout for the line which sets it up — usually a LET or FOR command. Did you leave it out? Does the program get there or has a GOTO/GOSUB been wrongly addressed?



3 Subscript wrong

Connected with DIM A(No) or DIM A\$(No). If the number in the brackets on the line where the error is reported is greater than the one in the original DIM statement, is not an integer or is less than 1, then this report is generated. If the subscript — number in brackets — is a number then check and change, however, if it is a variable then follow the procedure for tracing variables. It has probably exceeded the limits, look for lines with the variable being altered with + - * / : if necessary add limiting code. For example:

```
IF X >10 THEN LET X = 10
```

4 Out of memory

As well as for programs which are too big, it may happen if the previous program set RAMtop. Before despairing, enter CLEAR USR "a"-1 on the Spectrum: on the ZX81 SAVE the program, turn the machine off and on, then reload the program.

7 RETURN without GOSUB

Somehow the computer has reached a RETURN command other than via a GOSUB instruction. Check a GOTO hasn't been entered in place of a GOSUB. Check for a missing GOSUB.

B Integer out of range

An integer (whole number) either as a number of variable is too big or small and you are attempting to do something like PRINT AT 0,33 — not allowed! Check any variables involved as per report 2 and trace it back through the program looking for adjustments to it by + - * / : Add limiting code if needed — see report 3

E Out of DATA

A Spectrum problem. Check the number of DATA items match the number of READs; usually one (or more) has been missed out. Attempting to reread a DATA list without first using a RESTORE command will cause

this and it can happen on an auto start program (saved with a LINE number). Good programming usually RESTORES to the correct line number before using READ.

I FOR without NEXT

See report 1 but this time the NEXT is missing!

Note that the letters I have used for examples could be ANY letters not just A\$,X,Y etc and depend on the particular choice of the programmer.

This is by no means a comprehensive list but I have tried to cover many of the most common error reports. Personally, I get almost as much satisfaction from debugging as I do from programming I do assure you, however, that there is absolutely no truth in the rumour that we deliberately inject bugs into our listings in order to introduce you to the dubious delights of debugging!

Conversion tips

A guide to ZX81 / Spectrum program conversions from David Nowotnik.

The versions of BASIC offered by the two ZX computers are so similar that many programs for one can be used by the other. The ZX81 has only two commands which are not present on the Spectrum, SCROLL and UNPLOT, and these should cause you few problems when converting ZX81 programs to the Spec-

trum (see Table 1).

There are quite a lot of commands and functions on the Spectrum which are not available on the ZX81. A list of these appears in Table 4. The stars indicate those commands and functions for which there is no simple translation to ZX81 BASIC. Those for colour and sound can be omitted;

but you will have to find some alternative for the high resolution and file I/O commands.

The command PLOT appears on both computers, but the effect is quite different, so beware! Another tip: PEEK and POKE should be used with caution. In conversion, addresses will almost certainly have to be changed. Some of those

changes appear in the tables. A command such as POKEUSR "a" on the Spectrum indicates User Defined Graphics; ZX81 users don't have this facility, so you'll have to omit this and use a standard character instead.

ZX81	Spectrum	Comments
SCROLL	RANDOMISE USR 3582 or LET t=USR 3582	If the program uses random numbers, they could become rather predictable with the first option. If so, use the second, using a variable (in this case t) which is otherwise not used.
PLOT Y,X	PRINT AT 21 - Y/2,X/2;	Print the appropriate quarter square graphics character.
UNPLOT Y,X	PRINT AT 21 - Y/2,X/2;	Print a space, or the appropriate quarter square graphics character.

Table 1 ZX81 to Spectrum conversions.

Spectrum	ZX81	Comments
BIN eg LET y=BIN 10010101	LET y = (decimal no.) Conversion to decimal: 10010101 = 149 128 64 32 16 8 4 2 1 Add these numbers together when a 1 appears at the appropriate position in binary.	BIN allows the representation of a number in binary. On the ZX81 use the decimal equivalent, but beware; BIN is often used with User Defined Graphics, which are not available on the ZX81.
READ/DATA eg READ x,y DATA 50,60	LET LET X = 50 LET Y = 60	READ and DATA are used to store a lot of information in a program. Use LET instead.
DEF FN and FN eg DEF a(x)=SQR x LET t=FN a(i)	LET X\$ = "SQR X" LET X = I LET T = VAL X\$	The defined function can appear in a string. Use the keyword for built-in functions (eg SQR). The equivalent of FN may need 2 lines, as shown.
PLOT	no equivalent	
SCREEN\$ eg LET a=SCREEN\$ x,y	LET A = PEEK(PEEK 16396 + 256 * PEEK 16397 + 1 + Y + 33 * X)	Used in interactive games to detect characters in the display file. Note — this formula only works when a RAM pack is fitted.

Table 2 Spectrum to ZX81 conversions.

ZX81	Spectrum	Comments
1 FRAMES POKE 16436,255 POKE 16437,255	POKE 23672,0:POKE 23673,0	Both computers have a counter which accurately varies by 50 every second. In the example, use the first line to start the 'clock'. The variable T will have the time in seconds after the start. The counter can only be used for 10 minutes.
LET T=(65535-PEEK 16436-256*PEEK 16437)/50	LET t=(PEEK 23672+256*PEEK 23673)/50	
2 Line number zero	POKE 23756,0 (As the start of BASIC can move, eg with microdrives) use with caution.	Converts the first line of a program to line number zero, which cannot be edited, and so is protected.
POKE 16510,0		
3 RAMTOP POKE 16388,X-256*INT (X/256) POKE 16389,INT (X/256)	CLEAR x	Creates a safe area at the top of RAM starting at address x, for storing data, machine code etc.

Table 3 General interconversion hints.



BEEP	*	FORMAT	*	ATTR	*
BORDER	*	INK	*	BIN	*
BRIGHT	*	INVERSE	*	FN	*
CAT	*	MERGE	*	IN	*
CIRCLE	*	MOVE	*	OVER	*
CLOSE	*	OPEN	*	POINT	*
DATA	*	OUT	*	SCREEN\$	*
DEF FN	*	PAPER	*	VAL\$	*
DRAW	*	READ	*		
ERASE	*	RESTORE	*		
FLASH	*	VERIFY	*		


Table 4 Spectrum functions not available on the ZX81.

System Variables Conversion Table.

Variable	ZX81/ T/S1000	Spectrum/ TS2068		
BREG	16414	23655	LAST K	16421
CDFLAG	16443	No Equivalent	MARGIN	16424
CH ADD	16406	23645	MEM	16415
COORDS	16438	23677	MEMBOTT	16477
COORDS (Byte 2)	16439	23678	MODE	16390
DEST	16402	23629	NXTLIN	16425
DF CC	16398	23684	OLDPCC	16427
D FILE	16396	No Equivalent	PPC	16391
DF SZ	16418	23659	PRBUFF	16444
E LINE	16404	23641	PR CC	16440
ERR NR	16384	23610	RAMTOP	16388
E PPC	16294	23625	SEED	16434
ERR SP	16386	23613	S PSN	16441
FLAGS	16385	23611	S POSN (Byte 2)	16442
FLAGX	16429	23665	STKBOT	16410
FRAMES	16436	23672	STKEND	16412
			S TOP	16419
			STRLEN	16430
			T-ADDR	16432
			VAR\$	16400
			VERSN	16393
			X PTR	16408
				23560
				No Equivalent
				23656
				23698
				23617
				23637
				23662
				23621
				23296
				23680
				23730
				23670
				23688
				23689
				23651
				23653
				23660
				23666
				23668
				23627
				No Equivalent
				23647

TOP SECRET

John Amphlett, masterspy of Haverford west, gives us a means of keeping our secrets safe!



This secret message encoding/decoding program (16K SPECTRUM) combines a high degree of security with ease of operation. The main features are:-

A) The original clear message consists of capital letters, spaces and full stops, making an "alphabet" of 28 characters.

B) The coded message, which has the same length as the clear original, uses 52 characters, 26 normal and 26 underlined capital letters. This method of distinguishing the second half of the coded character set was chosen because both the Spectrum and the typewriter can easily underline already printed characters in the same print position.

C) The elements of the original message are changed to coded ones by shifting the ZX character codes up and around the alphabet "circle". This is done by adding a variety of fixed and randomly chosen integers to the codes then subtracting the necessary multiples of 26. Decoding is performed in the opposite direction.

D) The special feature of this program, and one that really makes such high security possible, is that one of these integers is the ZX code of the already processed previous element. This means that the value of a coded element depends partly on the value of its immediate predecessor and therefore the whole coded message is made much more difficult to break.

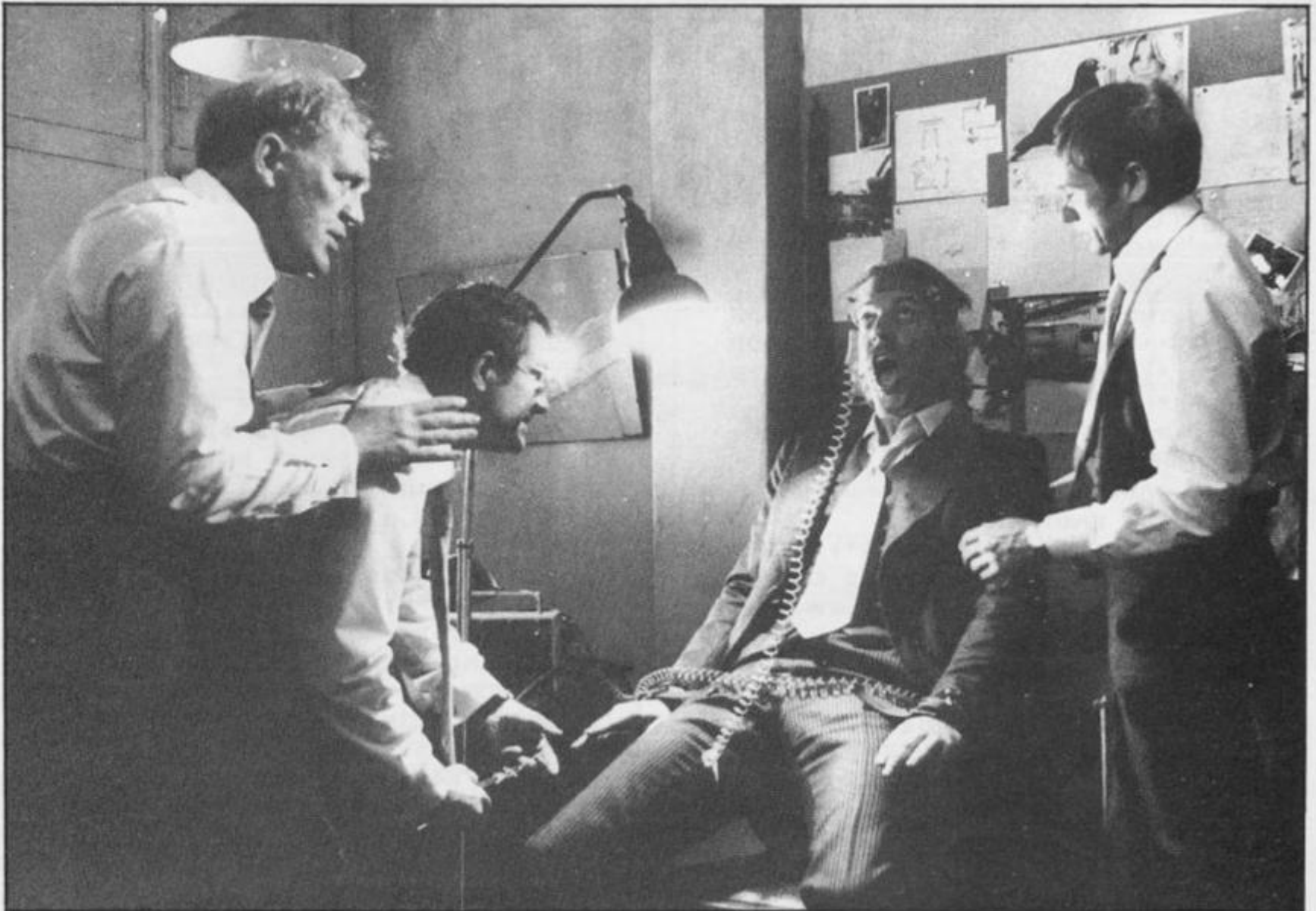
On running the program, the operator is asked to enter the Code Number (which controls the RANDOMIZE function), the Code Letter (which becomes the first integer to be added to the first element) and the Station Number (the number of the originating operator). Then he must enter "E" or "D" for the encode or decode mode. Next he types in the message, clear or coded as appropriate, and after pressing ENTER the processed message is displayed on the screen. Finally, after the result is verified, both original and processed messages are displayed together.

For those readers who are interested in programming techniques here is a brief description of the program. The first section (lines 10 to 60) sets up some of

the fixed variables and gives the initial input prompts. Line 60 ensures that the appropriate clear and coded messages appear on the screen on the right lines by means of variables E and D. The second section (lines 85 to 140) uses the familiar "typewriter" routine to enter the original message. The important part of this section is the OVERprinting routine in line 120 which adds an underline character U\$ to a previously printed normal letter when the decode mode is operating. This is done simply by pressing the "0" key immediately after the letter so to be treated. Mistakes can be rectified by pressing the "5" key (line 115) then typing in the correct letter. Repeated pressing of the "5" key will erase letters as far back as you wish. Line 110 provides a BEEP sound when typing and an "end of message" signal which triggers the jump out of the typing loop. The message is printed out on the screen as you go and is also concatenated in B\$ in line 125 and subsequently transferred to M\$ for use in either of the next two sections. B\$ is returned to a null string while 0\$ is held ready for the final display.

The encoding section (lines 200 to 275) takes each element of M\$ in turn, carries out the arithmetic, adds an underline where appropriate and types out the coded result along the encoding line on the screen. First, the RANDOMIZE function and the variable T (the code of the "previous" element) are set outside the encoding loop and the random number generator and the variable U (the underline signal) are set inside. Then the two extra characters, the space (code 32) and the full stop (code 46), are given code numbers immediately before the beginning of the letter alphabet (codes 63 and 64 respectively) by line 225. Then, line 230 makes all the even numbers except 90 change U to zero whilst all the odd numbers except 63 are left set to unity. The reason for this is that the letters Y and Z will, after the reverse arithmetic procedure in the decode mode, end





up with codes 63 and 64 the same as the space and full stop and will therefore be incorrectly decoded. Hence the Y and Z are given the underline signal and will have an extra 26 added in line 355. The next three lines perform the necessary arithmetic and in line 250 the value of T is changed to that of the new A and used next time round the loop. Line 255 adds the underline character to the appropriate coded element. The message is printed out on the encoding line on the screen letter by letter, and B\$ collects them in a string as before. The last two lines in this section sort

out what happens next, line 275 passes the coded message to M\$ for use in the next section for the verification routine and to P\$ for use in the final section, while line 270 operates in the decode mode and passes straight to the final section.

Decoding

The decode section (lines 300 to 375) has the same pattern as the encode section so that most of the action is similar. There is, however, one major difference. The coded message M\$ is printed near the bottom of the screen and SCREEN\$ picks up the elements one by one in line

325. Where there is an underlined character, it is not recognised in line 330. The underline is cancelled by being reprinted, U is changed to unity and the program refers back to line 325 when the normal letter is now recognised and processed. It may be argued that the use of SCREEN\$ is a rather clumsy way of doing things. It would be much simpler and neater to use M\$(X) directly. I agree, but it is much more fun to watch those underlinings disappear one by one when the decoding section is working. The final section (lines 400 to 420) clears the screen and displays both the

original and processed messages in full.

Although the programs as it stands works well, there is a limitation. Only one line of 31 characters can be dealt with at one time. However, it should be fairly easy to make a few necessary alterations to the print statements to get over that. Other improvements springing to mind such as multiple coding, speedier action (approximately 12 seconds a line at the moment), expanding the character vocabulary and so on. Perhaps it is better to leave it to others to develop these ideas...

Variables

A\$	elements of M\$	A	arithmetic process
B\$	concatentation of A\$	B	= A/2 (odd or even)
E\$	encode/decode input	D	decode
L\$	code letter	E	encode
M\$	complete message	N	code number
O\$	original message	R	random number
P\$	processed message	S	station number
U\$	underline character	T	"addition" number
V\$	continue prompt	U	underline signal
Z\$	one line of spaces	X	loop control
(CHR\$ 8 = back space		CHR\$ 128 = blank space)	

```

10 REM SETTING-UP SECTION
15 INPUT "ENTER CODE NUMBER (1
TO 9)""N: PRINT "CODE NUMBE
R IS ";N
20 INPUT "ENTER CODE LETTER (A
TO Z)""L$: PRINT "CODE LETTE
R IS ";L$
25 INPUT "ENTER STATION NUMBER
""S: PRINT "STATION NUMBER IS "
;S
30 LET B$="": LET U$="_"
35 LET Z$="

```



```

40 LET Z$=Z$+Z$
45 INPUT "ENCODE (E) OR DECODE
(D)?": E$: PRINT "PROGRAM MOD
E IS "; ("ENCODE" AND E$="E")+("D
ECODE" AND E$="D")
50 PAUSE 20: PRINT "NOW TYPE
IN YOUR MESSAGE"
55 PAUSE 20: PRINT " (PRESS
ENTER AT END)"
60 LET E=(10 AND E$="E")+ (12 A
ND E$="D"): LET D=(12 AND E$="E"
)+(10 AND E$="D"): PAUSE 20

85 REM TYPING SECTION
90 PRINT "X";
95 IF INKEY$("<") THEN GO TO 9
5
100 IF INKEY$="" THEN GO TO 10
0
105 LET A$=INKEY$: OVER 1
110 BEEP .05,30: IF CODE A$=13
THEN GO TO 135
115 IF A$="5" THEN LET A$=CHR$
8+CHR$ 128+CHR$ 8: LET B$=B$( T
O LEN B$-1): OVER 0: GO TO 130
120 IF A$="0" THEN LET A$=CHR$
8+U$
125 LET B$=B$+A$
130 PRINT A$;: GO TO 95
135 LET M$=B$: LET O$=B$
140 IF E$="D" THEN GO TO 300

200 REM ENCODING SECTION
205 PRINT AT E,0;"X": LET B$=""
210 RANDOMIZE N: LET T=CODE L$
215 FOR X=1 TO LEN M$: LET U=1
220 LET R=INT (RND*16): LET A
=CODE M$(X)
225 LET A=63*(A=32)+64*(A=46)+A
*(A)=65): LET B=A/2
230 LET U=2*(A=90)+(A=63)+(A)=
64 AND A<=88 AND B=INT B)-1
235 LET A=A+R+S+T+6
240 LET A=A-26
245 IF A>90 THEN GO TO 240
250 LET T=A: LET A$=CHR$ A
255 IF U THEN LET A$=A$+CHR$ 8
+U$
260 LET B$=B$+A$
265 PRINT AT E,X;A$: NEXT X

```

```

270 IF E$="D" THEN PRINT OVER
0;AT 5,0;Z$; BRIGHT 1;AT 5,0;"P
RESS ENTER TO FINISH"; BRIGHT 0:
INPUT V$: GO TO 400
275 LET M$=B$: LET P$=B$: PRINT
OVER 0;AT 5,0;Z$;AT 6,0;Z$; BR
IGHT 1;AT 5,0;"PRESS ENTER TO VE
RIFY"; BRIGHT 0: INPUT V$: PRINT
OVER 0;AT 5,0;Z$

```

```

300 REM DECODING SECTION
305 PRINT AT D,0;"X";AT 20,0;"X
";M$: LET B$=""
310 RANDOMIZE N: LET T=CODE L$
315 FOR X=1 TO LEN M$: LET U=0
320 LET R=INT (RND*16)
325 LET A$=SCREEN$(20,X)
330 IF A$="" THEN PRINT AT 20,
X;U$: LET U=1: GO TO 325
335 LET A=CODE A$
340 IF A=32 THEN GO TO 375
345 LET A=A-R-S-T-6
350 LET A=A+26: LET T=CODE A$
355 IF A<63 OR U AND (A=63 OR A
=64) THEN GO TO 350
360 LET A=32*(A=63)+46*(A=64)+A
*(A)=65)
365 LET A$=CHR$ A: LET B$=B$+A$
370 PRINT AT D,X;A$: NEXT X
375 IF E$="D" THEN LET M$=B$:
LET P$=B$: PRINT OVER 0;AT 5,0;
Z$;AT 6,0;Z$; BRIGHT 1;AT 5,0;"P
RESS ENTER TO VERIFY"; BRIGHT 0:
INPUT V$: PRINT OVER 0;AT 5,0;
Z$: GO TO 200
380 PRINT OVER 0;AT 5,0;Z$; BR
IGHT 1;AT 5,0;"PRESS ENTER TO FI
NISH"; BRIGHT 0: INPUT V$

```

```

400 REM FINAL SECTION
405 PAUSE 10: CLS
410 PRINT AT 4,0;"MESSAGE INPUT
";AT 6,0;"X";O$
415 PRINT AT 9,0;"MESSAGE OUTPUT
";AT 11,0;"X";P$
420 PAUSE 50: PRINT BRIGHT 1;A
T 17,8;"END OF PROGRAM": STOP

500 CLS : LIST : STOP
505 SAVE "A" LINE 500

```


ZX COMPUTING

Lineage: 40p per word.



Semi display: £9.00 per single column centimetre. Ring for information on series bookings/discounts.

All advertisements in this section must be prepaid. Advertisements are accepted subject to the terms and conditions printed on the advertisement rate card (available on request).



01 - 437 0699

Send your requirements to:
CAROLINE FAULKNER
ASP Ltd., 1 Golden Square,
London W1

SOFTWARE GAMES

DEEP IN THE HEART OF PLANET ARGUS BOB WENT FOR A STELL...
...ALONG CAME HIS FRIEND SID, UNWARE THAT HE WAS HASTILY FOLLOWING BY AN EVIL FIEND...
BOB'S WORKING OFF TODAY!
PANIC SET IN...
...TOO LATE, SID NEVER DID GET THE MESSAGE.
BOB SKULLED HOME...
I MUST SAVE MY FRIEND SID...
BU... BU...
IF ONLY...

GET THE MESSAGE ACROSS, PHONE ZX CLASSIFIED 01-437-0626

NITE OWL

SPECTRUM SOFTWARE — presents

WORLD CUP '86 (48K) £3.50
A complete simulation of the World Cup, including qualifying stages, full tables and results. Pick your own England squad and guide them through to the Finals in Mexico and win the famous trophy. It's not so easy!

Or why not join the
NITE OWL TAPE EXCHANGE CLUB?

- Membership Free
- Over 200 top-selling titles (many to be added shortly)
- Free C10 cassette on receipt of first order
- Exchange programs from as little as 40p per tape
- Regular up-to-date new release list.

Cheques/POs to:

NITE OWL

6 Hampton Road, Blackpool FY4 1JB
Tel: 0253 402440



48K SPECTRUM ADVENTURE!

MEGALITH MAN

Join the cult!

2,500 LOCATIONS

Cassette saving routine.

PRICE £4.50 (Special offer)

Send CHEQUE or PO to:

GOLTEK PUBLICATIONS
PO Box 177, W-Ton, WV11 2PE

REPAIRS

SINCLAIR SERVICE CENTRE

We have the spares for all repairs to: Spectrum, ZX81 interface 1, microdrive and RAM pack. You pay £10 plus parts and return postage. All units repaired to original standard using genuine Sinclair spares, by our H.N.C. qualified staff. Also available Spectrum memory update 16K-48K fitted by us £28.50.

QUANTUM, 33 City Arcade, Coventry
or phone Coventry (0203) 24632

REPAIRS

FAST SPECTRUM and BBC REPAIRS

AVERAGE £15

**FIRST CO. IN ALL U.K. TO
INTRODUCE WHILE-U-
WAIT SERVICE. NOW FIRST
TO OFFER AN INTERNA-
TIONAL REPAIR SERVICE.**

- Most Spectrums repaired in 45 mins • Please phone for appointment first • or phone/send Spectrum for free estimates, inc. £1.80 (U.K. I.O.M. Eire, C.I.) £6.50 (Europe/Scandinavia) • No hidden handling charges • 24 hr turnaround • Every micro insured for return journey • Open till 7 p.m. Mon-Sat.

"I have come across a firm that will be more than willing to advise you as to how to remedy your problem. They are called **MANCOMP**, and as well as repairing faulty Spectrums, are also quite willing to discuss your problems with you, and offer reasonably cheap, and (more importantly) correct cures." *Phil Rogers 'Peek & Poke', Popular Computing Weekly, Jan 1985. (Vol IV No. 1)*

MANCOMP LTD.

(Dept ZX),

Printworks Lane,
Manchester M19 3JP
061-224 1888



ALARMS

BURGLAR ALARM Equipment. Please visit our 2,000 sq. ft. showrooms or write or phone for your free catalogue. CWAS Ltd., 100 Rooley Avenue, Bradford BD6 1DB. Telephone: (0274) 731532.

WANTED

SECOND HAND SPECTRUM GAMES wanted - originals only (with inserts, etc.) Disliked/Over-zapped/dissappointing games - we'll buy them! Send list for offer by return! G. Inglis, 37 Cockburn Street, Edinburgh EH1 1BP.

COURSES

PRACTICAL COMPUTING

A series of 1 day courses for beginners; programming; business applications: £25 per day (lunch included), with qualified tuition. Details from:

COMPUTER WORKSHOP
32 Sydenham Road, SE26 5QF
PHONE: 778 9080

SERVICES

DATA DUPLICATION MG. Copies (ZX), Burntwood, Walsall, Staffs WS7 0ES.

Data duplication, quality cassettes, printing, flexible delivery with competitive prices and fast turn around. Prices and samples on request. 0543-480887 or 05436-75375 (24 hrs)

SINCLAIR COMPUTER REPAIRS

All machines dispatched within 72 hours of receipt.

Spectrum £16.00 ZX-81 £12.00
Spectrum 16 to 48K upgrade £27.50
(inc. parts, VAT and return postage)

For a fast and reliable service, send machine, brief description of fault and cheque or postal order to the experts: **Capital Computer Services, Sinclair Dept., 44 Rich's Road, Cardiff CF4 4AA.** Tel: (0222) 614401

SOFTWARE EDUCATIONAL

SPECTRUM READ. Teaches children to read. £9.95. SAE for details of our Educational programs. Bourne, 44 Halslam Crescent, Bexhill, Sussex.

SOFTWARE

MAGIC MESSAGE

Put your name in the **Hall of Fame**, be the **Hero** of the game. Find the hidden list of words in adventure games. All this is possible with **Magic Message** which lets you look at and change messages in machine code games.

Simple load **Magic Message**, play in main part of game and like magic messages will appear on your video.

POST £4.95 FREE

O/Seas, Europe + 50p, others + £1.50.
(Please order as 'Magic M')

ZX GUARANTEED (ZC)
29 Chadderton Drive,
Unsworth, Bury,
Lancs BL9 8NL.

SOFTWARE

COMPUTER SOFTWARE BUSINESS AND GAMES FOR MOST COMPUTERS

Commodore 64, VIC 20, BBC,
Atari, Dragon, Spectrum MZ700,
ZX81.

New releases for CBM 64,
Spectrum, BBC, Atari, Dragon,
Spectrum, MZ700, ZX81.

New releases for CBM 64,
Spectrum, BBC. Every 2 weeks —
just send SAE and we send you a
new list every 2 weeks.

Altai C10 data cassettes 40p
each. 5 C15 data cassettes
£2.40 5 1/4" floppy discs D/sided
— DL density. £2.30 each or 5
for £10.

Send to: **M. J. Seaward,**
St. Olaf's Road, Stratton,
Nr. Bude, Cornwall EX23 9AF
Tel: (0288) 4179

Wafa Drive — Microdrive Transfer Tape

Transfer majority of your games
to **Wafa Drive** or **Microdrive** using
the 007 WD or 007 MD tapes.
These use the semi automatic
method proved to be the most
successful available. Includes
transferring of headerless pro-
grams and programs in map area.

The Wafa Drive 007 WD includes
system 2 greatly reduced loading
time for multi part programs.
Longer programs can be trans-
ferred to **Wafa Drive/Microdrive**
using the techniques printed in
newsletters of **Microdrive/Wafa
Drive Exchange**.

Scrabble, Matchpoint being two
such.

007 WD or 007 MD on cassette: £5.95
007 WD on Wafa £8.95
O/Seas, Europe + 50p others + £1.50

Microdrive/Wafadrive Exchange Club
Membership is just £6.00 for 12 issues.
(£9.00 Europe, £12.00 elsewhere)

**ZX Guaranteed (ZC), 29 Chad-
derton Drive, Unsworth, Bury,
Lancs BL9 8NL. Tel: 061-766 4712**

ACCESSORIES

SPECTRUM RGB OUTPUT

Impossible? No. Our RGB OUTPUT module is the
answer to your prayers.

- ★ True TTL level outputs plus comp syncs
- ★ Can be used with any RGB/TTL monitor
- ★ No modifications or internal connections
- ★ Simply plugs into expansion port
- ★ No separate power supply required

Price £34.95 + £1.00 P&P or SAE for details - also many ZX &
Spectrum addons and parts.

-adapt electronics- 20 Starling
Close, Buckhurst Hill, Essex. IG9 5TN

VIDEO

XXX VIDEO

Telephone (day or night)

0373 - 830563

FOR DETAILS

Glossy list from: **XXX Video
Club, 2 Streatham High Rd.,
London SW16**

(You must be over 18 to ask for details)

USER GROUP

BEEN DUPED by sales hype?

Yes? You need to join the Ramp
Software Review Club, who give
detailed reviews of Spectrum soft-
ware. Newsletter includes:
reviews, competition to win
reviewed software + members'
tips. Send £5 annual membership
to: Ramp Software, 19 Burn Lane,
Newton Aycliffe, Co. Durham DL5
4HX.

TO FILL THIS SPACE PHONE CAROLINE ON

01 - 437 0699

NOW!

ACCESSORIES

CAMBRIDGE COMPUTER DESKS

Variety of models in real wood or
formica from £45.00

SAE for product information.

53 Long Lane, Willingham,
Cams CB4 5LD.
Tel: (0954) 60840

FOR SALE

CELINA ZX TAPELOADER



For ZX81 & SPECTRUM.
Trouble-free loading
from unspoiled tapes.
Switch from SAVE to LOAD
without removing plugs.
Passive filter on SAVE.

• Send SAE for leaflet.
• State ZX81 or SPECTRUM.

CELINA PRODUCTS LTD (S), Daisy
Walk, Upper Allen Street, Sheffield,
Yorkshire S3 7PJ. Tel: 0742 756728
(Formerly Elinca Products Ltd)

£14.99

Inc. VAT - Post FREE

UTILITIES

MICRO/Wafa/DISC DRIVE TRANSFER

48k Spectrum owners with Micro/Wafa/Disc drives can NOW transfer the MAJORITY of the programs (inc. headerless, long programs, + those with LOW addresses — say 16384).

To transfer from tape you must convert the program, and then transfer the converted bytes. MD1 (or WD1) has 5 programs giving you the tools to do the modifications to get them running. MD1 also has two "CAT" housekeeping programs. MD1/WD1 has a comprehensive manual with example transfers and exercises.

This widely acclaimed program (see Your Spect. No 9, P14) is ESSENTIAL if you are going to transfer MOST of your programs to your drive. MD1 (WD1 for disc or Wafadrive owners) costs a mere £6.50.

MINIDRIVE 6 — This extra program conveniently transfers Basic, Code + Arrays directly to M-drive, saving time and trouble. Alter prog names, integrated header reader, STOPS programs, etc. etc. Only £3.

ALL PRODUCTS CARRY OUR MONET BACK GUARANTEE

Overseas: add £1 Europe, £2 others for each product. SAE for enquiries.

LERM,
DEPT ZX, 10 BRUNSWICK GARDENS,
CORBY, NORTHANTS.

SOFTWARE APPLICATIONS

THE FLEXI-FILER

— for ZX Spectrum 48K —

- * User-defined record format
- * Around 30K capacity per data file
- * Up to 15 fields of 56 chrs per record
- * Maintain, sort, review, print, file
- * SEARCH works on any field
- * Total/Average numeric fields
- * Useful utilities section
- * Save to MICRODRIVE or CASSETTE
- * Fully menu-driven with 101 uses
Only £6.95 (inc. P&P)

SD MICRO-SYSTEMS (ZX), PO Box
24, Hitchin, Herts SG4 0AE.
Serious software specialists SAE full
list.

MORSE TUTOR. Zero to 5wpm.
Excellent for beginners. MORSE
PRACTICE. Infinite variety of
messages. Variable speeds. No
extra equipment needed. Guarant-
teed satisfaction. £4.95 to
"TAPES", 24 Barnford Street,
Nelson, Lancs.

**DON'T LEAVE IT TO
CHANCE — GIVE
YOUR BUSINESS A
BOOST BY
ADVERTISING IN ZX.
PHONE PETE ON
01 - 437 0699**

ZX COMPUTING — CLASSIFIED ADVERTISEMENT — ORDER FORM

RATES: 40p per word per issue. Please state classification & post to: **ZX, CLASSIFIED DEPT,**
1 GOLDEN SQUARE, LONDON W1.

NAME

ADDRESS

.....

Signature.....

Date.....

Telephone No

Please place my advertisement in **ZX** for issues

I enclose cheque/PO for £

made payable to **ASP LTD,** or **Access/Barclaycard**

A L I E N




In space no one can hear you scream.



NAVIGATOR
Shy, Skillful and
Intelligent — Panics Easily.



EXECUTIVE OFFICER
Direct, Imaginative,
Cautious, Loyal.



SCIENCE OFFICER
Secretive, Unlikeable, Brilliant —
Occasionally Illogical.




CAPTAIN
Solid, Dependable, Courageous —
Excellent Leader.



ENGINEERING OFFICER
Physically Strong, Low I.Q.
Potentially Rebellious



3RD OFFICER
Witful, Ambitious,
Authoritative, Resourceful.



ENGINEERING OFFICER
Cynical, Rebellious,
Untrustworthy, Unflappable.

THE CREW
Personnel
files follow —
yours to
command —
well almost..

MIND GAMES
SPECTRUM 48K · CBM64



*Featuring
the unique
Personality Control System*

No. 1 Golden Square, London W1R 3AB, Telephone 01-437 0626

£8.99

SPY KOO!



BUG-BYTE



48k Spectrum

Mulberry House, Canning Place, Liverpool L1 8JB Tel: 051-709 7071